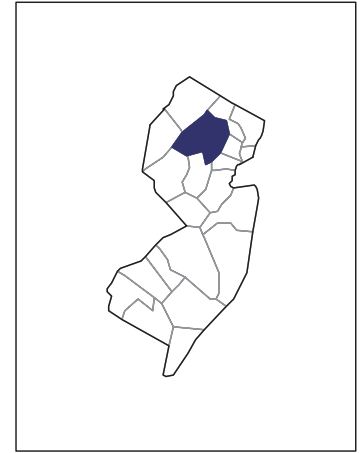


2007 CENSUS OF AGRICULTURE



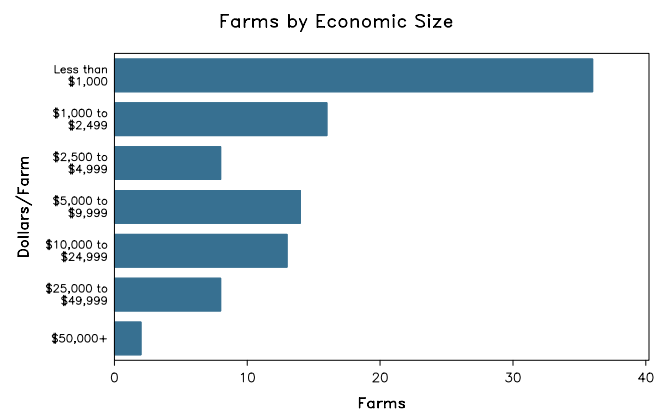
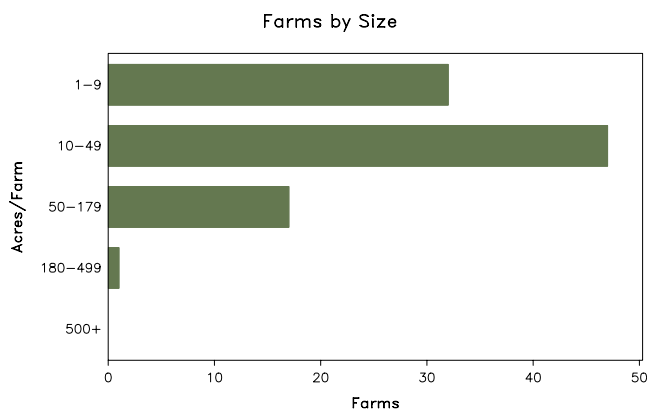
Morris County – New Jersey

Farms with Women Principal Operators Compared with All Farms

	Women Principal Operators	All Farms
Number of Farms	97	422
Land in Farms	2,805 acres	17,028 acres
Average Size of Farm	29 acres	40 acres
Market Value of Products Sold	\$1,115,000	\$27,312,000
Crop Sales	\$744,000	\$23,126,000
Livestock Sales	\$372,000	\$4,185,000
Average Per Farm	\$11,498	\$64,720
Government Payments	(D)	\$91,000
Average Per Farm Receiving Payments	(D)	\$6,053

See footnotes on reverse page.

Farms with Women Principal Operators



2007 CENSUS OF AGRICULTURE

Morris County – New Jersey Farms with Women Principal Operators

Selected Highlights

Item	Farms	Quantity
MARKET VALUE OF AGRICULTURAL PRODUCTS SOLD (\$1,000)		
Total value of agricultural products sold	97	1,115
Value of crops including nursery and greenhouse	52	744
Value of livestock, poultry, and their products	44	372
VALUE OF SALES BY COMMODITY GROUP (\$1,000)		
Grains, oilseeds, dry beans, and dry peas	1	(D)
Tobacco	-	-
Cotton and cottonseed	-	-
Vegetables, melons, potatoes and sweet potatoes	13	74
Fruits, tree nuts, and berries	15	87
Nursery, greenhouse, floriculture, and sod	16	(D)
Cut Christmas trees and short rotation woody crops	11	(D)
Other crops and hay	15	29
Poultry and eggs	13	5
Cattle and calves	2	(D)
Milk and other dairy products from cows	3	18
Hogs and pigs	1	(D)
Sheep, goats, and their products	13	15
Horses, ponies, mules, burros, and donkeys	18	(D)
Aquaculture	-	-
Other animals and other animal products	8	(D)
TOP CROP ITEMS (acres)		
Forage - land used for all hay and haylage, grass silage, and greenchop	22	422
Cut Christmas trees	15	58
Nursery stock	8	31
Floriculture crops, total	9	28
Land in berries	9	24
TOP LIVESTOCK INVENTORY ITEMS (number)		
Horses and ponies	43	428
Layers	16	309
Sheep and lambs	12	163
Alpacas	1	(D)
Colonies of bees	7	103

Operator Characteristics

Item	Quantity
Primary occupation:	
Farming	46
Other	51
Days worked off farm:	
None	31
Any	66
Years on present farm:	
2 years or less	1
3 to 4 years	8
5 to 9 years	24
10 years or more	64
Age group:	
Under 45 years	13
45 to 64 years	57
65 years and over	27
Average age of principal operator (years)	58.4

Economic Characteristics

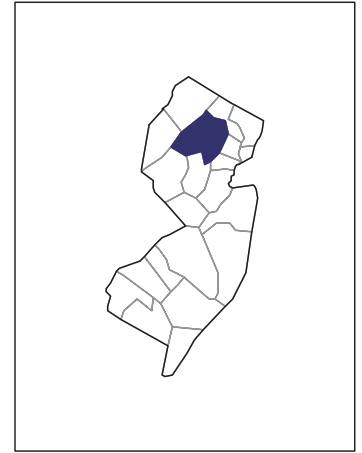
Item	Quantity
Farms by value of sales:	
Less than \$1,000	38
\$1,000 to \$2,499	14
\$2,500 to \$4,999	8
\$5,000 to \$9,999	14
\$10,000 to \$49,999	21
\$50,000 to \$99,999	-
\$100,000 to \$249,999	1
\$250,000 to \$499,999	1
\$500,000 or more	-
Total farm production expenses (\$1,000)	2,741
Average per farm (\$)	28,258
Net cash farm income of operation (\$1,000)	-504
Average per farm (\$)	-5,199
Value of agricultural products sold directly to individuals for human consumption (\$1,000)	38
Total organic product sales (\$1,000)	5
Total income from farm-related sources, gross before taxes and expenses (\$1,000)	1,117

See "Census of Agriculture, Volume 1, Geographic Area Series" for complete footnotes, explanations, definitions, and methodology.
(D) Cannot be disclosed. (Z) Less than half of the unit shown.

2007 CENSUS OF AGRICULTURE

Morris County – New Jersey

Farms with Spanish, Hispanic, or Latino Operators Compared with All Farms



Data are not available at this geographic level for farms with Spanish, Hispanic, or Latino operators.



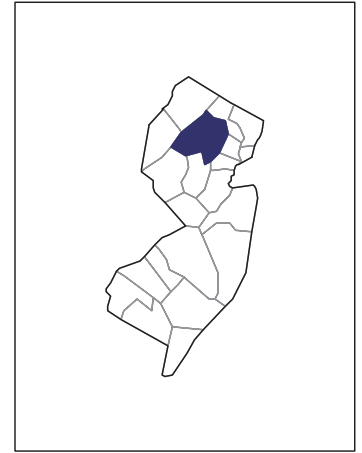
United States Department of Agriculture
National Agricultural Statistics Service

www.agcensus.usda.gov

2007 CENSUS *OF* AGRICULTURE

Morris County – New Jersey

**Farms with American Indian or Alaska
Native Operators Compared with All
Farms**



Data are not available at this geographic level for farms with American Indian or Alaska Native operators.



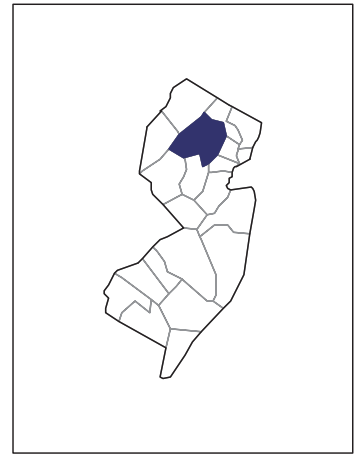
United States Department of Agriculture
National Agricultural Statistics Service

www.agcensus.usda.gov

2007 CENSUS *OF* AGRICULTURE

Morris County – New Jersey

**Farms with Asian Operators
Compared with All Farms**



Data are not available at this geographic level for farms with Asian operators.



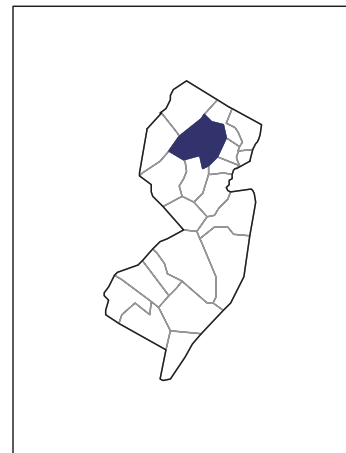
United States Department of Agriculture
National Agricultural Statistics Service

www.agcensus.usda.gov

2007 CENSUS *OF* AGRICULTURE

Morris County – New Jersey

**Farms with Black or African American
Operators Compared with All Farms**



Data are not available at this geographic level for farms with Black or African American operators.



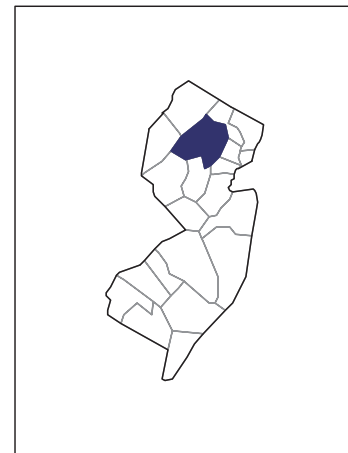
United States Department of Agriculture
National Agricultural Statistics Service

www.agcensus.usda.gov

2007 CENSUS *OF* AGRICULTURE

Morris County – New Jersey

**Farms with Native Hawaiian or Other
Pacific Islander Operators Compared
with All Farms**



Data are not available at this geographic level for farms with Native Hawaiian or Other Pacific Islander operators.



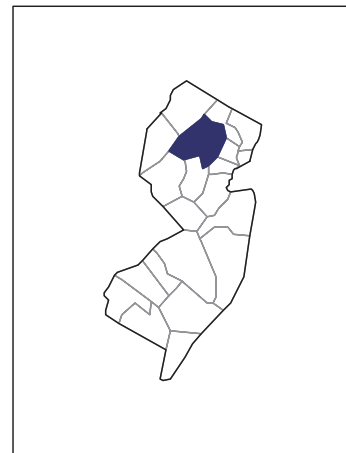
United States Department of Agriculture
National Agricultural Statistics Service

www.agcensus.usda.gov

2007 CENSUS *OF* AGRICULTURE

Morris County – New Jersey

**Farms with White Operators
Compared with All Farms**



Data are not available at this geographic level for farms with White operators.



United States Department of Agriculture
National Agricultural Statistics Service

www.agcensus.usda.gov

