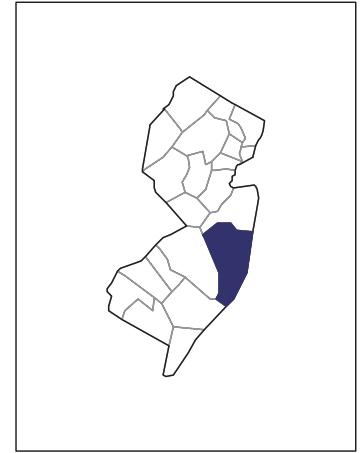


# 2007 CENSUS OF AGRICULTURE



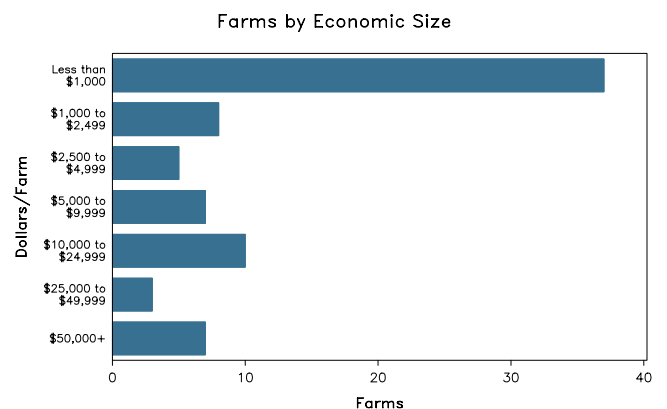
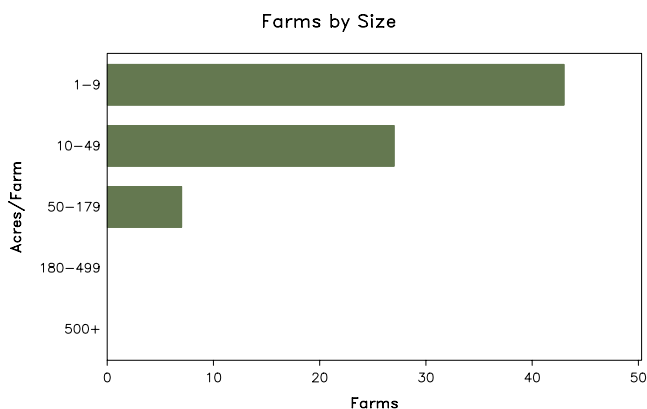
## Ocean County – New Jersey

### Farms with Women Principal Operators Compared with All Farms

	Women Principal Operators	All Farms
<b>Number of Farms</b>	77	255
<b>Land in Farms</b>	1,469 acres	9,833 acres
<b>Average Size of Farm</b>	19 acres	39 acres
<b>Market Value of Products Sold</b>	\$2,661,000	\$11,515,000
Crop Sales	\$2,500,000	\$9,316,000
Livestock Sales	\$162,000	\$2,200,000
Average Per Farm	\$34,560	\$45,159
<b>Government Payments</b>	(D)	\$128,000
Average Per Farm Receiving Payments	(D)	\$16,025

See footnotes on reverse page.

### Farms with Women Principal Operators



# 2007 CENSUS OF AGRICULTURE

## Ocean County – New Jersey Farms with Women Principal Operators

### Selected Highlights

Item	Farms	Quantity
<b>MARKET VALUE OF AGRICULTURAL PRODUCTS SOLD (\$1,000)</b>		
Total value of agricultural products sold	77	2,661
Value of crops including nursery and greenhouse	31	2,500
Value of livestock, poultry, and their products	31	162
<b>VALUE OF SALES BY COMMODITY GROUP (\$1,000)</b>		
Grains, oilseeds, dry beans, and dry peas	1	(D)
Tobacco	-	-
Cotton and cottonseed	-	-
Vegetables, melons, potatoes and sweet potatoes	8	(D)
Fruits, tree nuts, and berries	8	285
Nursery, greenhouse, floriculture, and sod	14	1,983
Cut Christmas trees and short rotation woody crops	7	10
Other crops and hay	5	(D)
Poultry and eggs	10	8
Cattle and calves	-	-
Milk and other dairy products from cows	-	-
Hogs and pigs	3	(D)
Sheep, goats, and their products	12	11
Horses, ponies, mules, burros, and donkeys	10	103
Aquaculture	2	(D)
Other animals and other animal products	2	(D)
<b>TOP CROP ITEMS (acres)</b>		
Forage - land used for all hay and haylage, grass silage, and greenchop	5	80
Vegetables harvested for sale	8	67
Land in berries	4	54
Nursery stock	10	35
Sweet corn	7	(D)
<b>TOP LIVESTOCK INVENTORY ITEMS (number)</b>		
Horses and ponies	40	533
Layers	12	419
Rabbits and their pelts	4	(D)
Goats, all	16	111
Hogs and pigs	3	(D)

### Operator Characteristics

Item	Quantity
Primary occupation:	
Farming	41
Other	36
Days worked off farm:	
None	31
Any	46
Years on present farm:	
2 years or less	6
3 to 4 years	5
5 to 9 years	12
10 years or more	54
Age group:	
Under 45 years	13
45 to 64 years	50
65 years and over	14
Average age of principal operator (years)	55.9

### Economic Characteristics

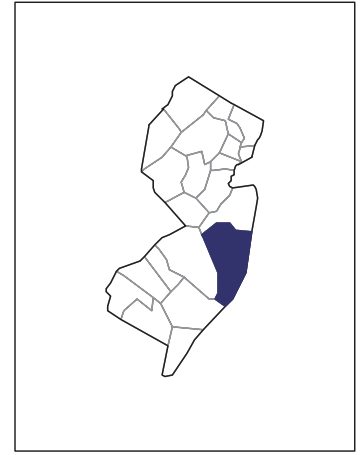
Item	Quantity
Farms by value of sales:	
Less than \$1,000	37
\$1,000 to \$2,499	8
\$2,500 to \$4,999	5
\$5,000 to \$9,999	7
\$10,000 to \$49,999	14
\$50,000 to \$99,999	3
\$100,000 to \$249,999	2
\$250,000 to \$499,999	-
\$500,000 or more	1
Total farm production expenses (\$1,000)	3,709
Average per farm (\$)	48,171
Net cash farm income of operation (\$1,000)	-101
Average per farm (\$)	-1,311
Value of agricultural products sold directly to individuals for human consumption (\$1,000)	81
Total organic product sales (\$1,000)	(D)
Total income from farm-related sources, gross before taxes and expenses (\$1,000)	906

See "Census of Agriculture, Volume 1, Geographic Area Series" for complete footnotes, explanations, definitions, and methodology.  
(D) Cannot be disclosed. (Z) Less than half of the unit shown.

# 2007 CENSUS OF AGRICULTURE

Ocean County – New Jersey

Farms with Spanish, Hispanic, or Latino Operators Compared with All Farms



Data are not available at this geographic level for farms with Spanish, Hispanic, or Latino operators.



United States Department of Agriculture  
National Agricultural Statistics Service

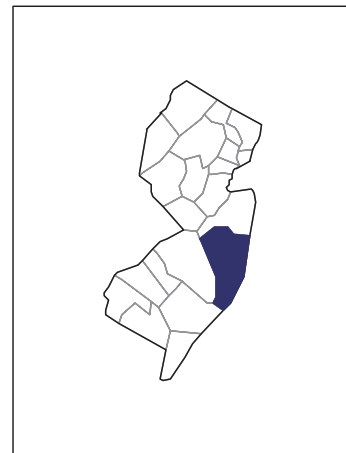
[www.agcensus.usda.gov](http://www.agcensus.usda.gov)



# 2007 CENSUS *OF* AGRICULTURE

**Ocean County – New Jersey**

**Farms with American Indian or Alaska  
Native Operators Compared with All  
Farms**



**Data are not available at this geographic level for farms with American Indian or Alaska Native operators.**



United States Department of Agriculture  
National Agricultural Statistics Service

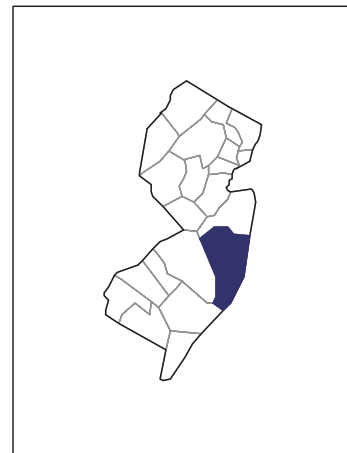
[www.agcensus.usda.gov](http://www.agcensus.usda.gov)



# 2007 CENSUS *OF* AGRICULTURE

**Ocean County – New Jersey**

**Farms with Asian Operators  
Compared with All Farms**



**Data are not available at this geographic level for farms with Asian operators.**



United States Department of Agriculture  
National Agricultural Statistics Service

[www.agcensus.usda.gov](http://www.agcensus.usda.gov)

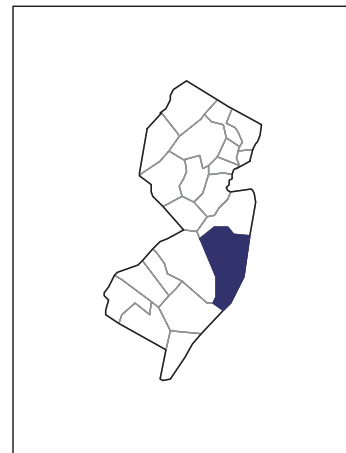




# 2007 CENSUS OF AGRICULTURE

Ocean County – New Jersey

Farms with Black or African American Operators Compared with All Farms



Data are not available at this geographic level for farms with Black or African American operators.



United States Department of Agriculture  
National Agricultural Statistics Service

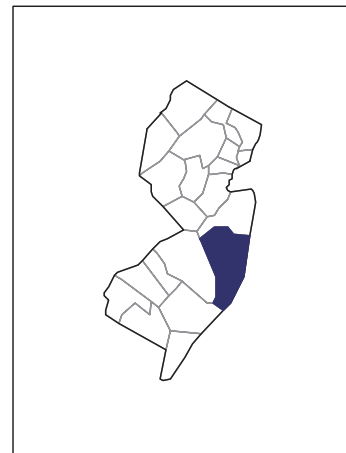
[www.agcensus.usda.gov](http://www.agcensus.usda.gov)



# 2007 CENSUS *OF* AGRICULTURE

Ocean County – New Jersey

**Farms with Native Hawaiian or Other  
Pacific Islander Operators Compared  
with All Farms**



Data are not available at this geographic level for farms with Native Hawaiian or Other Pacific Islander operators.



United States Department of Agriculture  
National Agricultural Statistics Service

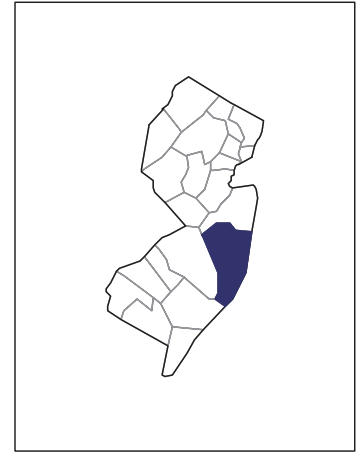
[www.agcensus.usda.gov](http://www.agcensus.usda.gov)



# 2007 CENSUS OF AGRICULTURE

Ocean County – New Jersey

Farms with White Operators  
Compared with All Farms



Data are not available at this geographic level for farms with White operators.



United States Department of Agriculture  
National Agricultural Statistics Service

[www.agcensus.usda.gov](http://www.agcensus.usda.gov)

