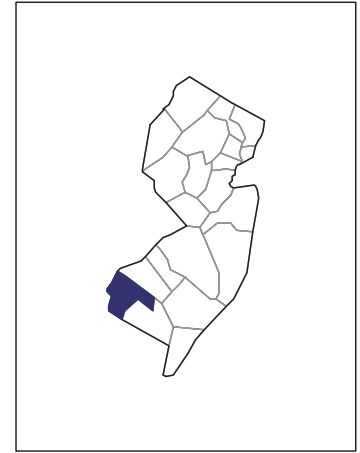


2007 CENSUS OF AGRICULTURE



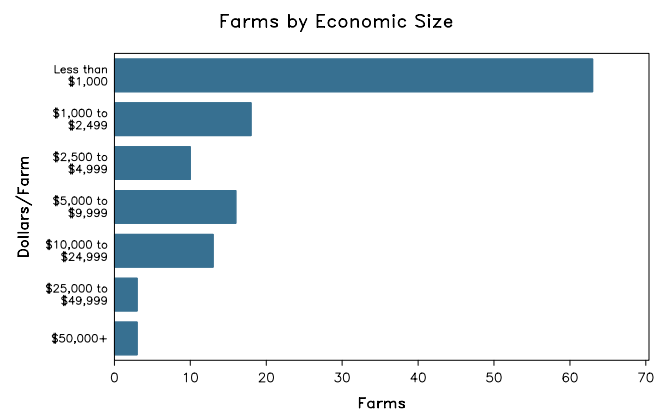
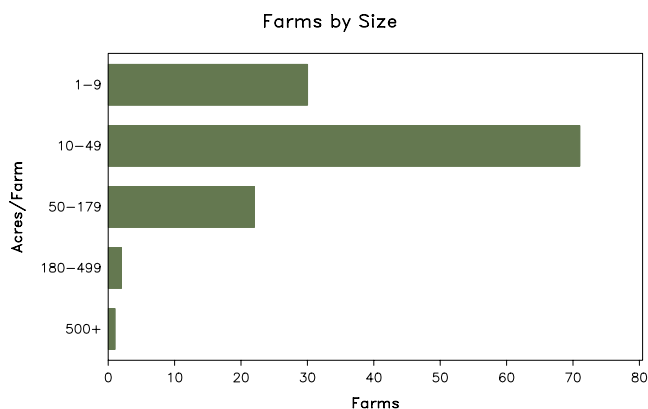
Salem County – New Jersey

Farms with Women Principal Operators Compared with All Farms

	Women Principal Operators	All Farms
Number of Farms	126	759
Land in Farms	4,709 acres	96,530 acres
Average Size of Farm	37 acres	127 acres
Market Value of Products Sold	\$866,000	\$79,962,000
Crop Sales	\$604,000	\$60,665,000
Livestock Sales	\$262,000	\$19,296,000
Average Per Farm	\$6,869	\$105,351
Government Payments	\$21,000	\$1,624,000
Average Per Farm Receiving Payments	\$2,110	\$9,840

See footnotes on reverse page.

Farms with Women Principal Operators



2007 CENSUS OF AGRICULTURE

Salem County – New Jersey Farms with Women Principal Operators

Selected Highlights

Item	Farms	Quantity
MARKET VALUE OF AGRICULTURAL PRODUCTS SOLD (\$1,000)		
Total value of agricultural products sold	126	866
Value of crops including nursery and greenhouse	34	604
Value of livestock, poultry, and their products	53	262
VALUE OF SALES BY COMMODITY GROUP (\$1,000)		
Grains, oilseeds, dry beans, and dry peas	7	(D)
Tobacco	-	-
Cotton and cottonseed	-	-
Vegetables, melons, potatoes and sweet potatoes	5	51
Fruits, tree nuts, and berries	1	(D)
Nursery, greenhouse, floriculture, and sod	4	373
Cut Christmas trees and short rotation woody crops	1	(D)
Other crops and hay	21	(D)
Poultry and eggs	18	10
Cattle and calves	11	(D)
Milk and other dairy products from cows	-	-
Hogs and pigs	1	(D)
Sheep, goats, and their products	18	(D)
Horses, ponies, mules, burros, and donkeys	28	(D)
Aquaculture	-	-
Other animals and other animal products	1	(D)
TOP CROP ITEMS (acres)		
Forage - land used for all hay and haylage, grass silage, and greenchop	43	600
Corn for grain	3	242
Soybeans for beans	3	160
Wheat for grain, all	3	77
Vegetables harvested for sale	5	36
TOP LIVESTOCK INVENTORY ITEMS (number)		
Horses and ponies	91	775
Sheep and lambs	15	436
Layers	21	404
Goats, all	21	180
Cattle and calves	12	116

Operator Characteristics

Item	Quantity
Primary occupation:	
Farming	62
Other	64
Days worked off farm:	
None	30
Any	96
Years on present farm:	
2 years or less	7
3 to 4 years	16
5 to 9 years	27
10 years or more	76
Age group:	
Under 45 years	40
45 to 64 years	68
65 years and over	18
Average age of principal operator (years)	52.0

Economic Characteristics

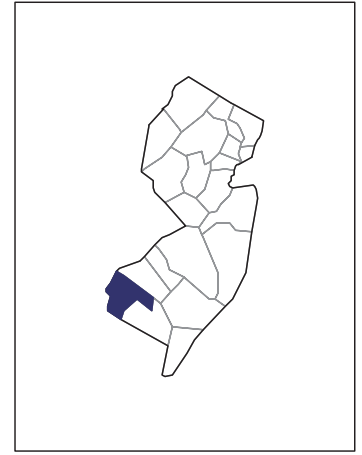
Item	Quantity
Farms by value of sales:	
Less than \$1,000	63
\$1,000 to \$2,499	18
\$2,500 to \$4,999	11
\$5,000 to \$9,999	15
\$10,000 to \$49,999	16
\$50,000 to \$99,999	2
\$100,000 to \$249,999	-
\$250,000 to \$499,999	1
\$500,000 or more	-
Total farm production expenses (\$1,000)	3,203
Average per farm (\$)	25,424
Net cash farm income of operation (\$1,000)	-1,240
Average per farm (\$)	-9,845
Value of agricultural products sold directly to individuals for human consumption (\$1,000)	14
Total organic product sales (\$1,000)	-
Total income from farm-related sources, gross before taxes and expenses (\$1,000)	1,076

See "Census of Agriculture, Volume 1, Geographic Area Series" for complete footnotes, explanations, definitions, and methodology.
(D) Cannot be disclosed. (Z) Less than half of the unit shown.

2007 CENSUS *OF* AGRICULTURE

Salem County – New Jersey

**Farms with Spanish, Hispanic, or
Latino Operators Compared with
All Farms**



Data are not available at this geographic level for farms with Spanish, Hispanic, or Latino operators.



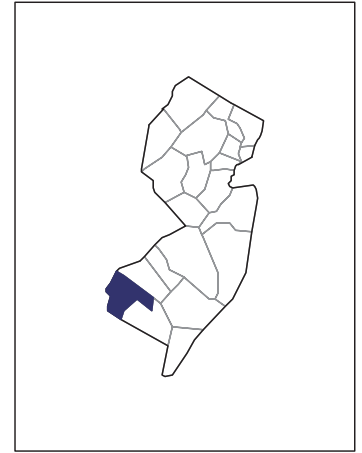
United States Department of Agriculture
National Agricultural Statistics Service

www.agcensus.usda.gov

2007 CENSUS OF AGRICULTURE

Salem County – New Jersey

Farms with American Indian or Alaska Native Operators Compared with All Farms



Data are not available at this geographic level for farms with American Indian or Alaska Native operators.



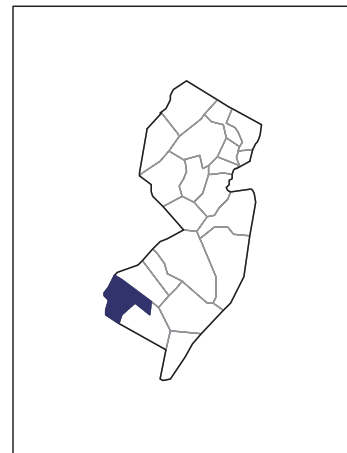
United States Department of Agriculture
National Agricultural Statistics Service

www.agcensus.usda.gov

2007 CENSUS *OF* AGRICULTURE

Salem County – New Jersey

**Farms with Asian Operators
Compared with All Farms**



Data are not available at this geographic level for farms with Asian operators.



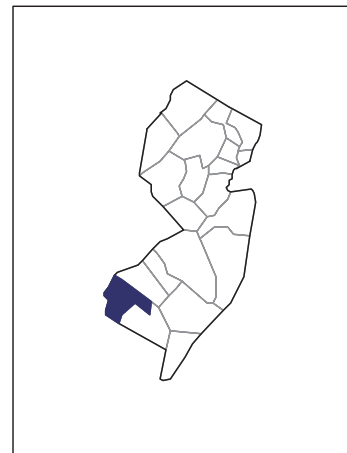
United States Department of Agriculture
National Agricultural Statistics Service

www.agcensus.usda.gov

2007 CENSUS *OF* AGRICULTURE

Salem County – New Jersey

**Farms with Black or African American
Operators Compared with All Farms**



Data are not available at this geographic level for farms with Black or African American operators.



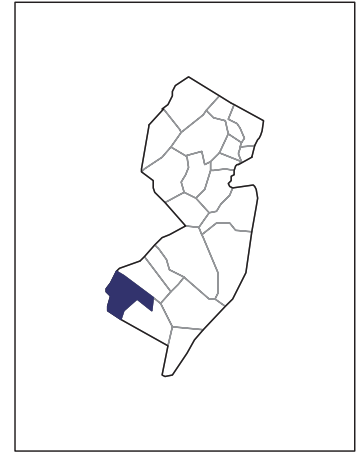
United States Department of Agriculture
National Agricultural Statistics Service

www.agcensus.usda.gov

2007 CENSUS OF AGRICULTURE

Salem County – New Jersey

Farms with Native Hawaiian or Other Pacific Islander Operators Compared with All Farms



Data are not available at this geographic level for farms with Native Hawaiian or Other Pacific Islander operators.



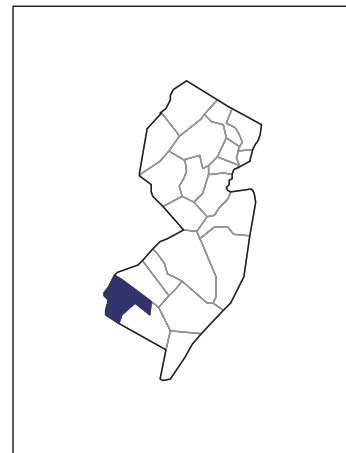
United States Department of Agriculture
National Agricultural Statistics Service

www.agcensus.usda.gov

2007 CENSUS *OF* AGRICULTURE

Salem County – New Jersey

**Farms with White Operators
Compared with All Farms**



Data are not available at this geographic level for farms with White operators.



United States Department of Agriculture
National Agricultural Statistics Service

www.agcensus.usda.gov

