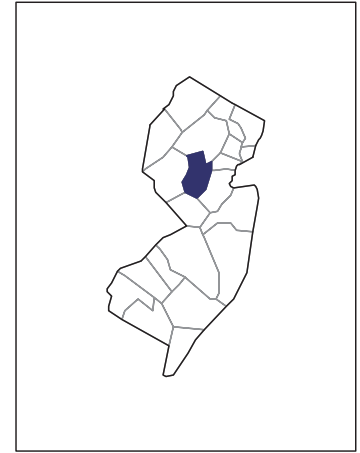


2007 CENSUS OF AGRICULTURE



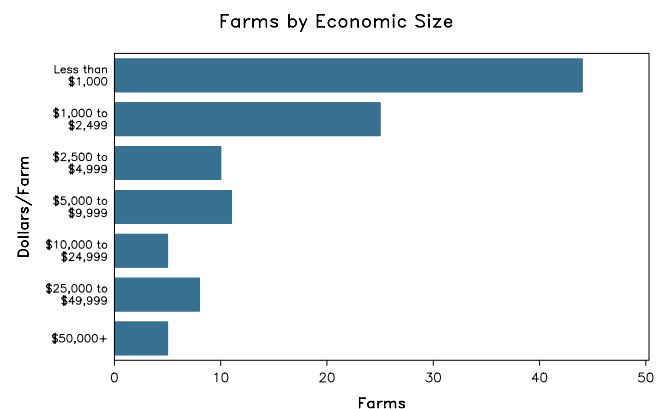
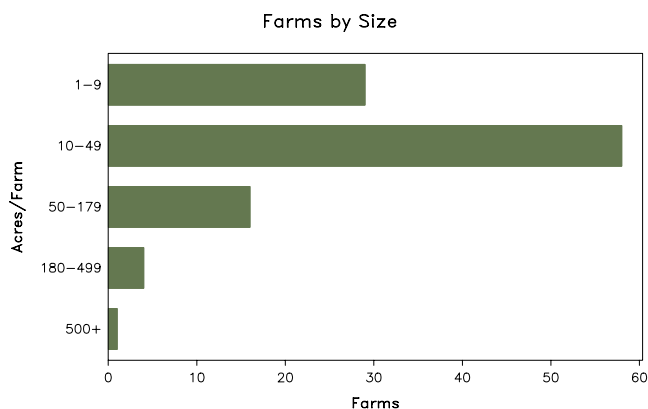
Somerset County – New Jersey

Farms with Women Principal Operators Compared with All Farms

	Women Principal Operators	All Farms
Number of Farms	108	445
Land in Farms	4,440 acres	32,721 acres
Average Size of Farm	41 acres	74 acres
Market Value of Products Sold	(D)	\$18,911,000
Crop Sales	(D)	\$9,630,000
Livestock Sales	(D)	\$9,281,000
Average Per Farm	(D)	\$42,496
Government Payments	(D)	\$213,000
Average Per Farm Receiving Payments	(D)	\$8,186

See footnotes on reverse page.

Farms with Women Principal Operators



2007 CENSUS OF AGRICULTURE

Somerset County – New Jersey Farms with Women Principal Operators

Selected Highlights

Item	Farms	Quantity
MARKET VALUE OF AGRICULTURAL PRODUCTS SOLD (\$1,000)		
Total value of agricultural products sold	108	(D)
Value of crops including nursery and greenhouse	52	(D)
Value of livestock, poultry, and their products	52	(D)
VALUE OF SALES BY COMMODITY GROUP (\$1,000)		
Grains, oilseeds, dry beans, and dry peas	6	(D)
Tobacco	-	-
Cotton and cottonseed	-	-
Vegetables, melons, potatoes and sweet potatoes	7	146
Fruits, tree nuts, and berries	5	21
Nursery, greenhouse, floriculture, and sod	13	(D)
Cut Christmas trees and short rotation woody crops	9	30
Other crops and hay	26	58
Poultry and eggs	19	17
Cattle and calves	6	58
Milk and other dairy products from cows	-	-
Hogs and pigs	6	3
Sheep, goats, and their products	25	27
Horses, ponies, mules, burros, and donkeys	11	160
Aquaculture	-	-
Other animals and other animal products	2	(D)
TOP CROP ITEMS (acres)		
Forage - land used for all hay and haylage, grass silage, and greenchop	42	1,030
Cut Christmas trees	17	99
Soybeans for beans	1	(D)
Vegetables harvested for sale	7	48
Sweet corn	3	21
TOP LIVESTOCK INVENTORY ITEMS (number)		
Layers	18	586
Horses and ponies	41	417
Sheep and lambs	24	391
Cattle and calves	5	122
Goats, all	8	32

Operator Characteristics

Item	Quantity
Primary occupation:	
Farming	46
Other	62
Days worked off farm:	
None	40
Any	68
Years on present farm:	
2 years or less	2
3 to 4 years	3
5 to 9 years	22
10 years or more	81
Age group:	
Under 45 years	9
45 to 64 years	60
65 years and over	39
Average age of principal operator (years)	60.2

Economic Characteristics

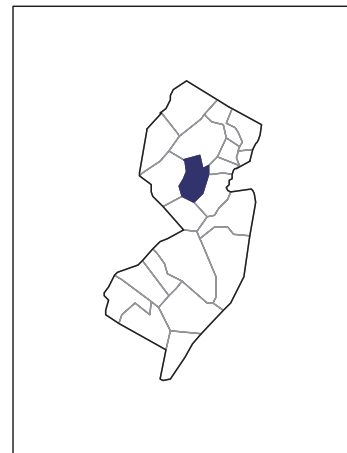
Item	Quantity
Farms by value of sales:	
Less than \$1,000	44
\$1,000 to \$2,499	25
\$2,500 to \$4,999	10
\$5,000 to \$9,999	11
\$10,000 to \$49,999	13
\$50,000 to \$99,999	2
\$100,000 to \$249,999	3
\$250,000 to \$499,999	-
\$500,000 or more	-
Total farm production expenses (\$1,000)	3,273
Average per farm (\$)	30,307
Net cash farm income of operation (\$1,000)	-1,552
Average per farm (\$)	-14,369
Value of agricultural products sold directly to individuals for human consumption (\$1,000)	137
Total organic product sales (\$1,000)	-
Total income from farm-related sources, gross before taxes and expenses (\$1,000)	680

See "Census of Agriculture, Volume 1, Geographic Area Series" for complete footnotes, explanations, definitions, and methodology.
(D) Cannot be disclosed. (Z) Less than half of the unit shown.

2007 CENSUS *OF* AGRICULTURE

Somerset County – New Jersey

Farms with Spanish, Hispanic, or Latino Operators Compared with All Farms



Data are not available at this geographic level for farms with Spanish, Hispanic, or Latino operators.



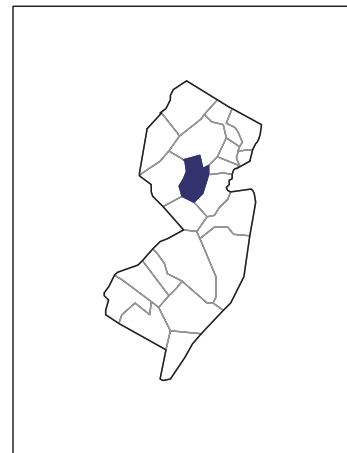
United States Department of Agriculture
National Agricultural Statistics Service

www.agcensus.usda.gov

2007 CENSUS OF AGRICULTURE

Somerset County – New Jersey

Farms with American Indian or Alaska Native Operators Compared with All Farms



Data are not available at this geographic level for farms with American Indian or Alaska Native operators.



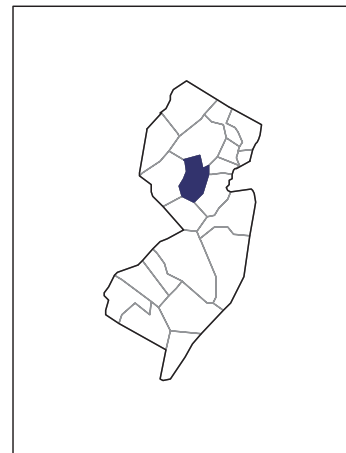
United States Department of Agriculture
National Agricultural Statistics Service

www.agcensus.usda.gov

2007 CENSUS *OF* AGRICULTURE

Somerset County – New Jersey

**Farms with Asian Operators
Compared with All Farms**



Data are not available at this geographic level for farms with Asian operators.



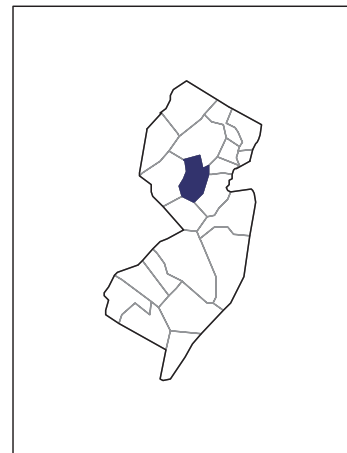
United States Department of Agriculture
National Agricultural Statistics Service

www.agcensus.usda.gov

2007 CENSUS *OF* AGRICULTURE

Somerset County – New Jersey

**Farms with Black or African American
Operators Compared with All Farms**



Data are not available at this geographic level for farms with Black or African American operators.



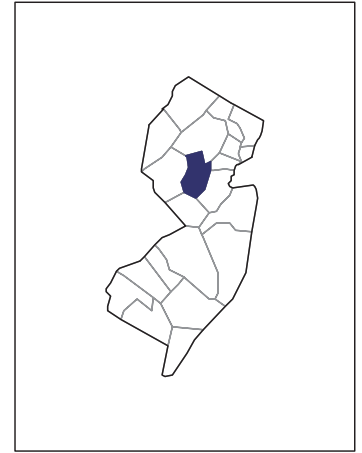
United States Department of Agriculture
National Agricultural Statistics Service

www.agcensus.usda.gov

2007 CENSUS *OF* AGRICULTURE

Somerset County – New Jersey

Farms with Native Hawaiian or Other Pacific Islander Operators Compared with All Farms



Data are not available at this geographic level for farms with Native Hawaiian or Other Pacific Islander operators.



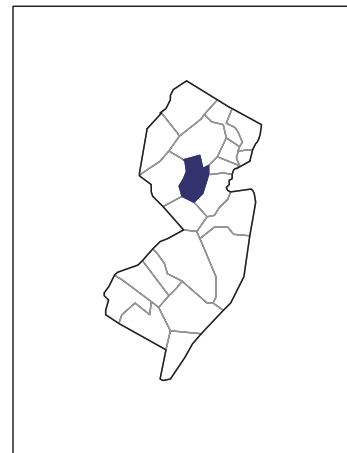
United States Department of Agriculture
National Agricultural Statistics Service

www.agcensus.usda.gov

2007 CENSUS *OF* AGRICULTURE

Somerset County – New Jersey

**Farms with White Operators
Compared with All Farms**



Data are not available at this geographic level for farms with White operators.



United States Department of Agriculture
National Agricultural Statistics Service

www.agcensus.usda.gov

