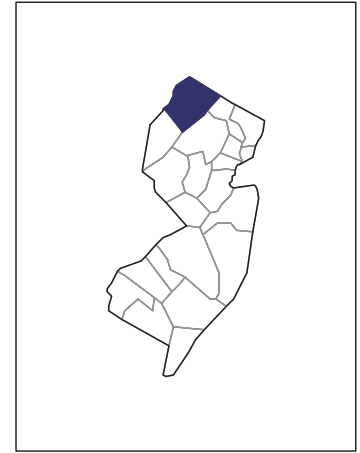


2007 CENSUS OF AGRICULTURE



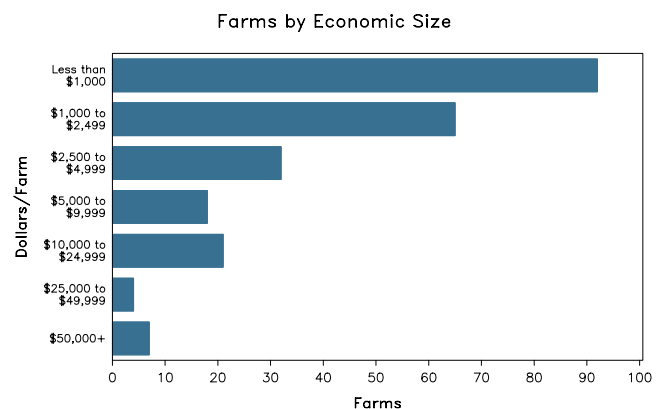
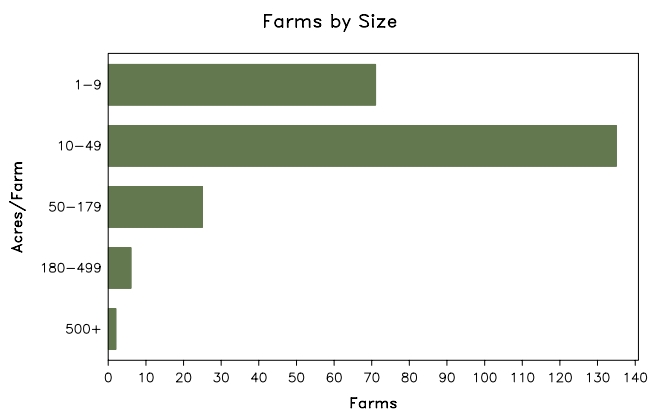
Sussex County – New Jersey

Farms with Women Principal Operators Compared with All Farms

	Women Principal Operators	All Farms
Number of Farms	239	1,060
Land in Farms	8,265 acres	65,242 acres
Average Size of Farm	35 acres	62 acres
Market Value of Products Sold	\$2,014,000	\$21,242,000
Crop Sales	\$1,242,000	\$11,810,000
Livestock Sales	\$772,000	\$9,433,000
Average Per Farm	\$8,427	\$20,040
Government Payments	(D)	\$328,000
Average Per Farm Receiving Payments	(D)	\$6,835

See footnotes on reverse page.

Farms with Women Principal Operators



2007 CENSUS OF AGRICULTURE

Sussex County – New Jersey Farms with Women Principal Operators

Selected Highlights

Item	Farms	Quantity
MARKET VALUE OF AGRICULTURAL PRODUCTS SOLD (\$1,000)		
Total value of agricultural products sold	239	2,014
Value of crops including nursery and greenhouse	89	1,242
Value of livestock, poultry, and their products	135	772
VALUE OF SALES BY COMMODITY GROUP (\$1,000)		
Grains, oilseeds, dry beans, and dry peas	1	(D)
Tobacco	-	-
Cotton and cottonseed	-	-
Vegetables, melons, potatoes and sweet potatoes	23	162
Fruits, tree nuts, and berries	15	136
Nursery, greenhouse, floriculture, and sod	14	812
Cut Christmas trees and short rotation woody crops	4	(D)
Other crops and hay	55	115
Poultry and eggs	57	119
Cattle and calves	25	83
Milk and other dairy products from cows	3	(D)
Hogs and pigs	9	(D)
Sheep, goats, and their products	47	44
Horses, ponies, mules, burros, and donkeys	40	494
Aquaculture	-	-
Other animals and other animal products	13	7
TOP CROP ITEMS (acres)		
Forage - land used for all hay and haylage, grass silage, and greenchop	80	2,201
Corn for silage or greenchop	2	(D)
Cut Christmas trees	10	85
Vegetables harvested for sale	23	33
Nursery stock	4	20
TOP LIVESTOCK INVENTORY ITEMS (number)		
Pheasants	2	(D)
Horses and ponies	133	1,443
Layers	53	1,360
Quail	1	(D)
Cattle and calves	29	453

Operator Characteristics

Item	Quantity
Primary occupation:	
Farming	113
Other	126
Days worked off farm:	
None	93
Any	146
Years on present farm:	
2 years or less	13
3 to 4 years	14
5 to 9 years	62
10 years or more	150
Age group:	
Under 45 years	55
45 to 64 years	126
65 years and over	58
Average age of principal operator (years)	53.6

Economic Characteristics

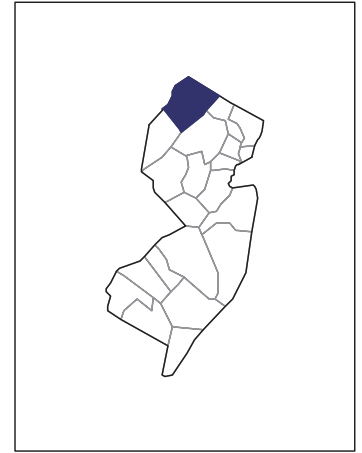
Item	Quantity
Farms by value of sales:	
Less than \$1,000	92
\$1,000 to \$2,499	66
\$2,500 to \$4,999	32
\$5,000 to \$9,999	18
\$10,000 to \$49,999	24
\$50,000 to \$99,999	3
\$100,000 to \$249,999	2
\$250,000 to \$499,999	2
\$500,000 or more	-
Total farm production expenses (\$1,000)	5,686
Average per farm (\$)	23,792
Net cash farm income of operation (\$1,000)	-931
Average per farm (\$)	-3,895
Value of agricultural products sold directly to individuals for human consumption (\$1,000)	46
Total organic product sales (\$1,000)	3
Total income from farm-related sources, gross before taxes and expenses (\$1,000)	2,728

See "Census of Agriculture, Volume 1, Geographic Area Series" for complete footnotes, explanations, definitions, and methodology.
(D) Cannot be disclosed. (Z) Less than half of the unit shown.

2007 CENSUS *OF* **AGRICULTURE**

Sussex County – New Jersey

Farms with Spanish, Hispanic, or Latino Operators Compared with All Farms



Data are not available at this geographic level for farms with Spanish, Hispanic, or Latino operators.



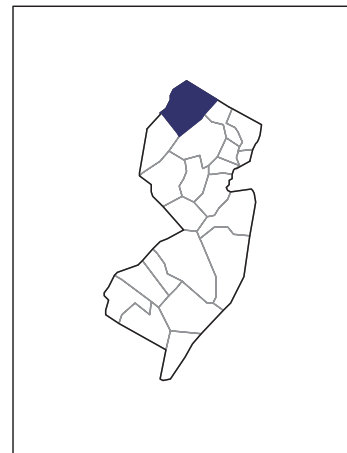
United States Department of Agriculture
National Agricultural Statistics Service

www.agcensus.usda.gov

2007 CENSUS OF AGRICULTURE

Sussex County – New Jersey

Farms with American Indian or Alaska Native Operators Compared with All Farms



Data are not available at this geographic level for farms with American Indian or Alaska Native operators.



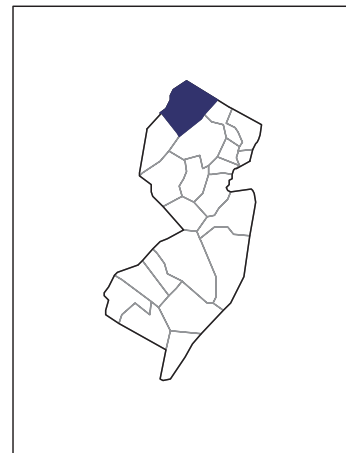
United States Department of Agriculture
National Agricultural Statistics Service

www.agcensus.usda.gov

2007 CENSUS *OF* AGRICULTURE

Sussex County – New Jersey

**Farms with Asian Operators
Compared with All Farms**



Data are not available at this geographic level for farms with Asian operators.



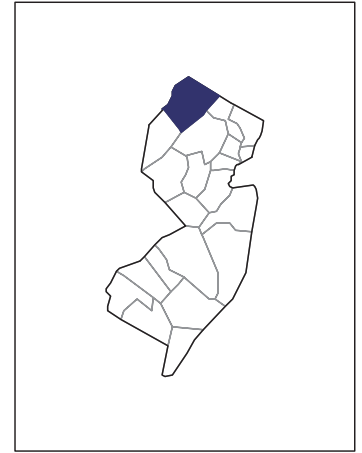
United States Department of Agriculture
National Agricultural Statistics Service

www.agcensus.usda.gov

2007 CENSUS OF AGRICULTURE

Sussex County – New Jersey

Farms with Black or African American Operators Compared with All Farms



Data are not available at this geographic level for farms with Black or African American operators.



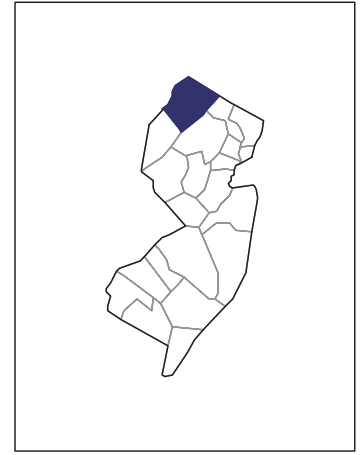
United States Department of Agriculture
National Agricultural Statistics Service

www.agcensus.usda.gov

2007 CENSUS *OF* AGRICULTURE

Sussex County – New Jersey

Farms with Native Hawaiian or Other Pacific Islander Operators Compared with All Farms



Data are not available at this geographic level for farms with Native Hawaiian or Other Pacific Islander operators.



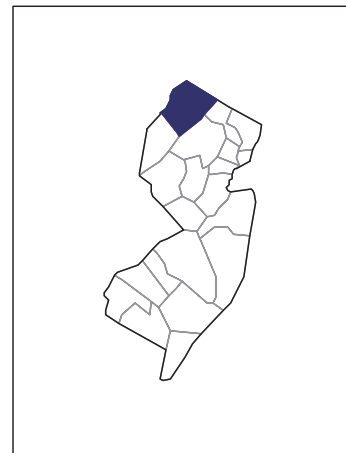
United States Department of Agriculture
National Agricultural Statistics Service

www.agcensus.usda.gov

2007 CENSUS *OF* AGRICULTURE

Sussex County – New Jersey

**Farms with White Operators
Compared with All Farms**



Data are not available at this geographic level for farms with White operators.



United States Department of Agriculture
National Agricultural Statistics Service

www.agcensus.usda.gov

