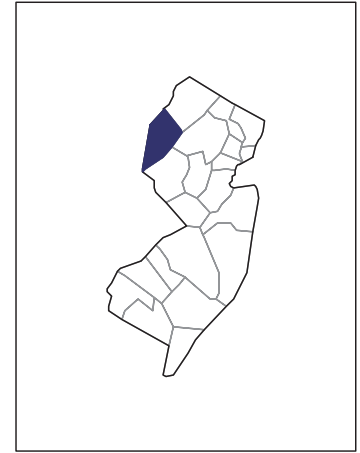


# 2007 CENSUS OF AGRICULTURE



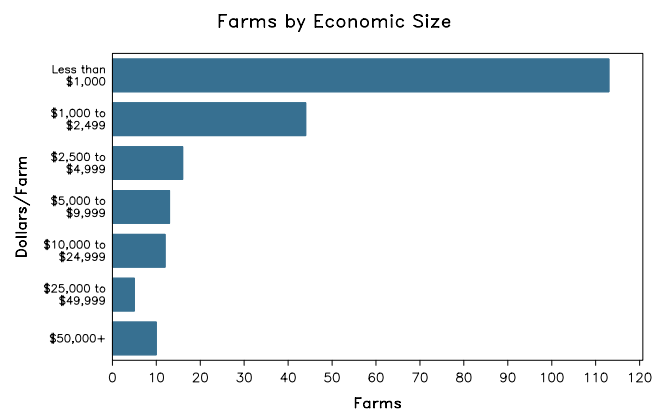
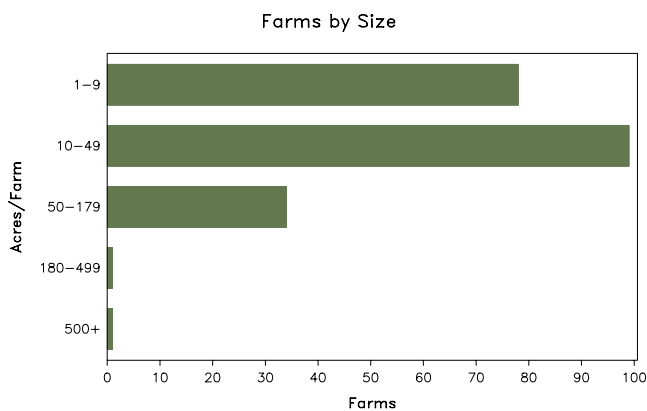
## Warren County – New Jersey

### Farms with Women Principal Operators Compared with All Farms

	Women Principal Operators	All Farms
<b>Number of Farms</b>	213	933
<b>Land in Farms</b>	6,688 acres	74,975 acres
<b>Average Size of Farm</b>	31 acres	80 acres
<b>Market Value of Products Sold</b>	\$1,697,000	\$75,477,000
Crop Sales	\$848,000	\$43,622,000
Livestock Sales	\$849,000	\$31,855,000
Average Per Farm	\$7,966	\$80,897
<b>Government Payments</b>	\$142,000	\$949,000
Average Per Farm Receiving Payments	\$23,615	\$7,651

See footnotes on reverse page.

### Farms with Women Principal Operators



# 2007 CENSUS OF AGRICULTURE

## Warren County – New Jersey Farms with Women Principal Operators

### Selected Highlights

Item	Farms	Quantity
<b>MARKET VALUE OF AGRICULTURAL PRODUCTS SOLD (\$1,000)</b>		
Total value of agricultural products sold	213	1,697
Value of crops including nursery and greenhouse	90	848
Value of livestock, poultry, and their products	120	849
<b>VALUE OF SALES BY COMMODITY GROUP (\$1,000)</b>		
Grains, oilseeds, dry beans, and dry peas	2	(D)
Tobacco	-	-
Cotton and cottonseed	-	-
Vegetables, melons, potatoes and sweet potatoes	20	76
Fruits, tree nuts, and berries	22	118
Nursery, greenhouse, floriculture, and sod	19	465
Cut Christmas trees and short rotation woody crops	14	(D)
Other crops and hay	38	145
Poultry and eggs	47	(D)
Cattle and calves	22	40
Milk and other dairy products from cows	3	(D)
Hogs and pigs	18	14
Sheep, goats, and their products	47	44
Horses, ponies, mules, burros, and donkeys	17	(D)
Aquaculture	-	-
Other animals and other animal products	13	101
<b>TOP CROP ITEMS (acres)</b>		
Forage - land used for all hay and haylage, grass silage, and greenchop	52	1,333
Cut Christmas trees	17	106
Corn for silage or greenchop	2	(D)
Vegetables harvested for sale	20	27
Floriculture crops, total	10	19
<b>TOP LIVESTOCK INVENTORY ITEMS (number)</b>		
Pheasants	3	(D)
Quail	6	(D)
Layers	49	932
Horses and ponies	98	913
Sheep and lambs	43	584

### Operator Characteristics

Item	Quantity
Primary occupation:	
Farming	118
Other	95
Days worked off farm:	
None	96
Any	117
Years on present farm:	
2 years or less	12
3 to 4 years	11
5 to 9 years	48
10 years or more	142
Age group:	
Under 45 years	36
45 to 64 years	118
65 years and over	59
Average age of principal operator (years)	56.3

### Economic Characteristics

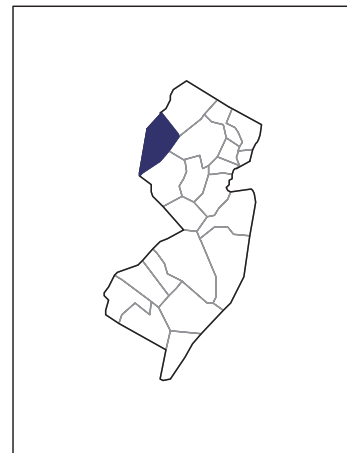
Item	Quantity
Farms by value of sales:	
Less than \$1,000	113
\$1,000 to \$2,499	44
\$2,500 to \$4,999	16
\$5,000 to \$9,999	15
\$10,000 to \$49,999	17
\$50,000 to \$99,999	3
\$100,000 to \$249,999	4
\$250,000 to \$499,999	1
\$500,000 or more	-
Total farm production expenses (\$1,000)	4,702
Average per farm (\$)	22,075
Net cash farm income of operation (\$1,000)	-1,792
Average per farm (\$)	-8,412
Value of agricultural products sold directly to individuals for human consumption (\$1,000)	47
Total organic product sales (\$1,000)	(D)
Total income from farm-related sources, gross before taxes and expenses (\$1,000)	1,072

See "Census of Agriculture, Volume 1, Geographic Area Series" for complete footnotes, explanations, definitions, and methodology.  
(D) Cannot be disclosed. (Z) Less than half of the unit shown.

# 2007 CENSUS *OF* **AGRICULTURE**

## **Warren County – New Jersey**

### **Farms with Spanish, Hispanic, or Latino Operators Compared with All Farms**



**Data are not available at this geographic level for farms with Spanish, Hispanic, or Latino operators.**



United States Department of Agriculture  
National Agricultural Statistics Service

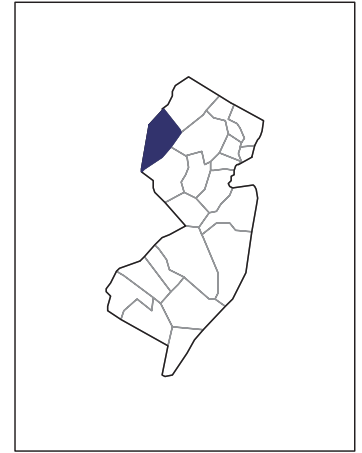
[www.agcensus.usda.gov](http://www.agcensus.usda.gov)



# 2007 CENSUS OF AGRICULTURE

## Warren County – New Jersey

### Farms with American Indian or Alaska Native Operators Compared with All Farms



Data are not available at this geographic level for farms with American Indian or Alaska Native operators.



United States Department of Agriculture  
National Agricultural Statistics Service

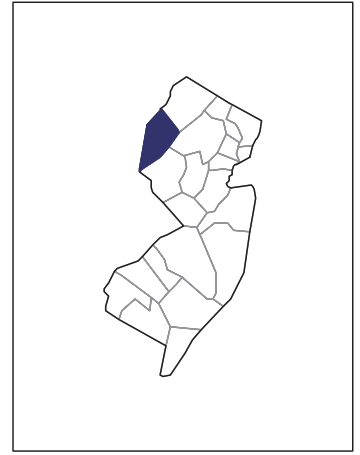
[www.agcensus.usda.gov](http://www.agcensus.usda.gov)



# 2007 CENSUS *OF* AGRICULTURE

**Warren County – New Jersey**

**Farms with Asian Operators  
Compared with All Farms**



**Data are not available at this geographic level for farms with Asian operators.**



United States Department of Agriculture  
National Agricultural Statistics Service

[www.agcensus.usda.gov](http://www.agcensus.usda.gov)

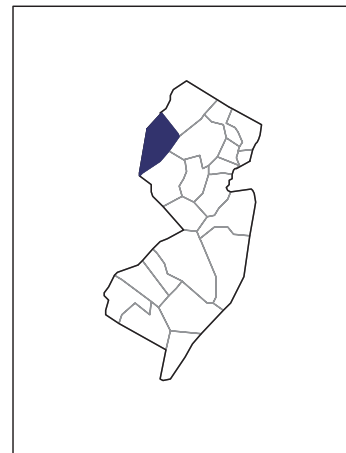




# 2007 CENSUS OF AGRICULTURE

**Warren County – New Jersey**

**Farms with Black or African American Operators Compared with All Farms**



Data are not available at this geographic level for farms with Black or African American operators.



United States Department of Agriculture  
National Agricultural Statistics Service

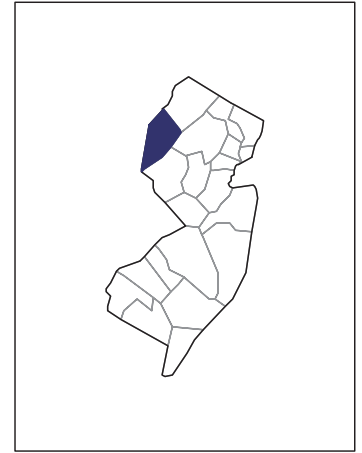
[www.agcensus.usda.gov](http://www.agcensus.usda.gov)



# 2007 CENSUS OF AGRICULTURE

## Warren County – New Jersey

### Farms with Native Hawaiian or Other Pacific Islander Operators Compared with All Farms



Data are not available at this geographic level for farms with Native Hawaiian or Other Pacific Islander operators.



United States Department of Agriculture  
National Agricultural Statistics Service

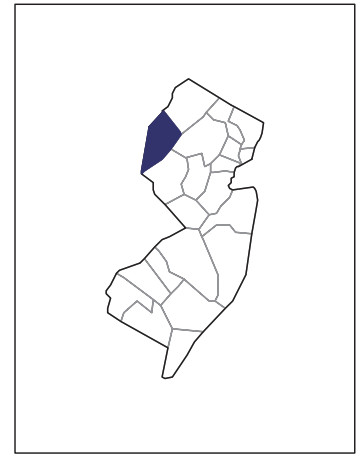
[www.agcensus.usda.gov](http://www.agcensus.usda.gov)



# 2007 CENSUS *OF* **AGRICULTURE**

**Warren County – New Jersey**

**Farms with White Operators  
Compared with All Farms**



**Data are not available at this geographic level for farms with White operators.**



United States Department of Agriculture  
National Agricultural Statistics Service

[www.agcensus.usda.gov](http://www.agcensus.usda.gov)

