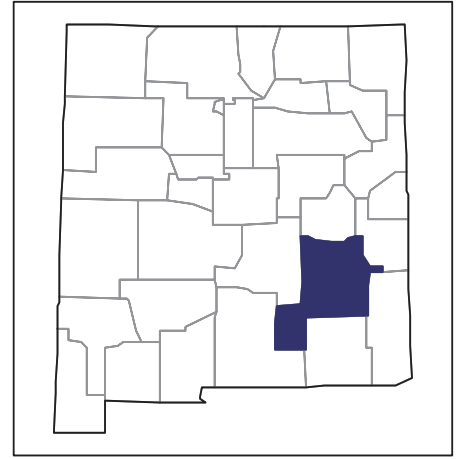


2007 CENSUS OF AGRICULTURE

Chaves County – New Mexico

Farms with Women Principal Operators Compared with All Farms

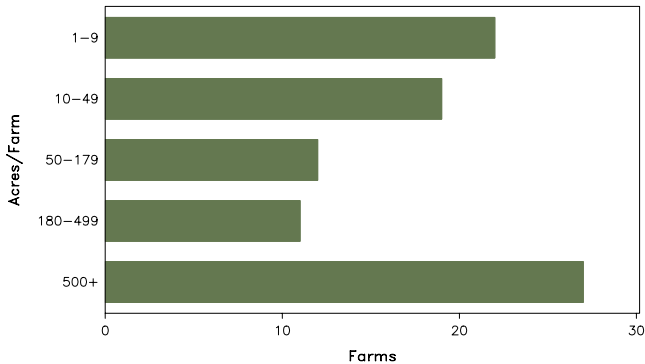


	Women Principal Operators	All Farms
Number of Farms	91	584
Land in Farms	220,542 acres	2,454,564 acres
Average Size of Farm	2,424 acres	4,203 acres
Market Value of Products Sold	\$3,086,000	\$339,088,000
Crop Sales	\$1,630,000	\$41,246,000
Livestock Sales	\$1,456,000	\$297,842,000
Average Per Farm	\$33,908	\$580,629
Government Payments	\$85,000	\$1,970,000
Average Per Farm Receiving Payments	\$7,074	\$19,896

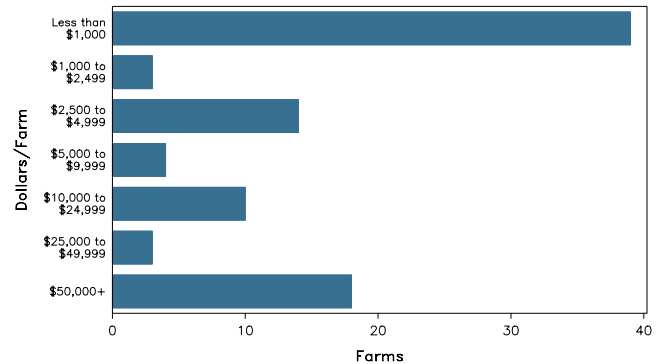
See footnotes on reverse page.

Farms with Women Principal Operators

Farms by Size



Farms by Economic Size



2007 CENSUS OF AGRICULTURE

Chaves County – New Mexico Farms with Women Principal Operators

Selected Highlights

Item	Farms	Quantity
MARKET VALUE OF AGRICULTURAL PRODUCTS SOLD (\$1,000)		
Total value of agricultural products sold	91	3,086
Value of crops including nursery and greenhouse	24	1,630
Value of livestock, poultry, and their products	40	1,456
VALUE OF SALES BY COMMODITY GROUP (\$1,000)		
Grains, oilseeds, dry beans, and dry peas	7	(D)
Tobacco	-	-
Cotton and cottonseed	1	(D)
Vegetables, melons, potatoes and sweet potatoes	-	-
Fruits, tree nuts, and berries	16	(D)
Nursery, greenhouse, floriculture, and sod	-	-
Cut Christmas trees and short rotation woody crops	-	-
Other crops and hay	8	616
Poultry and eggs	7	(D)
Cattle and calves	27	1,308
Milk and other dairy products from cows	1	(D)
Hogs and pigs	-	-
Sheep, goats, and their products	7	(D)
Horses, ponies, mules, burros, and donkeys	4	(D)
Aquaculture	-	-
Other animals and other animal products	-	-
TOP CROP ITEMS (acres)		
Forage - land used for all hay and haylage, grass silage, and greenchop	8	(D)
Corn for silage or greenchop	6	548
Pecans, all	18	216
Cotton, all	1	(D)
Apples	2	(D)
TOP LIVESTOCK INVENTORY ITEMS (number)		
Cattle and calves	36	3,261
Sheep and lambs	7	(D)
Horses and ponies	40	323
Layers	9	142
Goats, all	5	60

Operator Characteristics

Item	Quantity
Primary occupation:	
Farming	33
Other	58
Days worked off farm:	
None	40
Any	51
Years on present farm:	
2 years or less	-
3 to 4 years	14
5 to 9 years	13
10 years or more	64
Age group:	
Under 45 years	9
45 to 64 years	47
65 years and over	35
Average age of principal operator (years)	59.1

Economic Characteristics

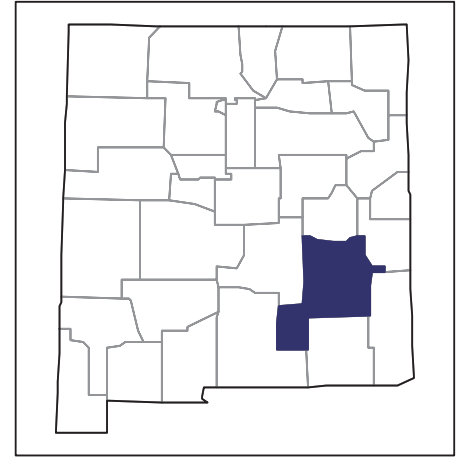
Item	Quantity
Farms by value of sales:	
Less than \$1,000	42
\$1,000 to \$2,499	3
\$2,500 to \$4,999	11
\$5,000 to \$9,999	4
\$10,000 to \$49,999	14
\$50,000 to \$99,999	6
\$100,000 to \$249,999	7
\$250,000 to \$499,999	4
\$500,000 or more	-
Total farm production expenses (\$1,000)	3,227
Average per farm (\$)	35,465
Net cash farm income of operation (\$1,000)	62
Average per farm (\$)	682
Value of agricultural products sold directly to individuals for human consumption (\$1,000)	(D)
Total organic product sales (\$1,000)	-
Total income from farm-related sources, gross before taxes and expenses (\$1,000)	(D)

See "Census of Agriculture, Volume 1, Geographic Area Series" for complete footnotes, explanations, definitions, and methodology.
(D) Cannot be disclosed. (Z) Less than half of the unit shown.

2007 CENSUS OF AGRICULTURE

Chaves County – New Mexico

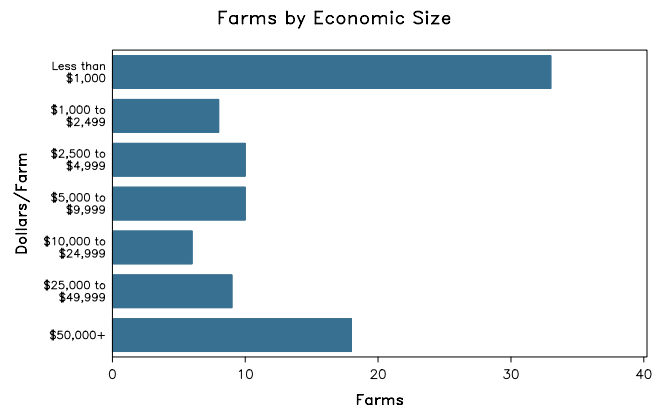
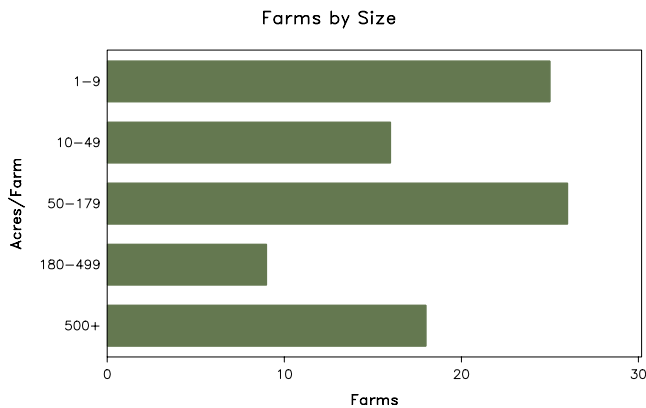
Farms with Spanish, Hispanic, or Latino Operators Compared with All Farms



	Spanish, Hispanic, or Latino Operators	All Farms
Number of Farm Operators ¹	115	905
Number of Farms	94	584
Land in Farms	357,053 acres	2,454,564 acres
Average Size of Farm	3,798 acres	4,203 acres
Market Value of Products Sold	\$34,825,000	\$339,088,000
Crop Sales	(D)	\$41,246,000
Livestock Sales	(D)	\$297,842,000
Average Per Farm	\$370,474	\$580,629
Government Payments	(D)	\$1,970,000
Average Per Farm Receiving Payments	(D)	\$19,896

See footnotes on reverse page.

Farms with Spanish, Hispanic, or Latino Operators



2007 CENSUS OF AGRICULTURE

Chaves County – New Mexico Farms with Spanish, Hispanic, or Latino Operators

Selected Highlights

Item	Farms	Quantity
MARKET VALUE OF AGRICULTURAL PRODUCTS SOLD (\$1,000)		
Total value of agricultural products sold	94	34,825
Value of crops including nursery and greenhouse	29	(D)
Value of livestock, poultry, and their products	49	(D)
VALUE OF SALES BY COMMODITY GROUP (\$1,000)		
Grains, oilseeds, dry beans, and dry peas	5	1,011
Tobacco	-	-
Cotton and cottonseed	-	-
Vegetables, melons, potatoes and sweet potatoes	-	-
Fruits, tree nuts, and berries	19	(D)
Nursery, greenhouse, floriculture, and sod	-	-
Cut Christmas trees and short rotation woody crops	-	-
Other crops and hay	11	230
Poultry and eggs	12	(D)
Cattle and calves	31	7,841
Milk and other dairy products from cows	8	25,248
Hogs and pigs	2	(D)
Sheep, goats, and their products	17	368
Horses, ponies, mules, burros, and donkeys	9	21
Aquaculture	-	-
Other animals and other animal products	-	-
TOP CROP ITEMS (acres)		
Corn for silage or greenchop	6	(D)
Forage - land used for all hay and haylage, grass silage, and greenchop	18	725
Pecans, all	19	103
Apples	2	(D)
Grapes	2	(D)
TOP LIVESTOCK INVENTORY ITEMS (number)		
Cattle and calves	43	32,352
Sheep and lambs	8	(D)
Goats, all	12	303
Layers	12	301
Horses and ponies	28	210

Operator Characteristics

Item	Quantity
Primary occupation:	
Farming	37
Other	78
Days worked off farm:	
None	36
Any	79
Years on present farm:	
2 years or less	-
3 to 4 years	5
5 to 9 years	29
10 years or more	81
Age group:	
Under 45 years	34
45 to 64 years	65
65 years and over	16
Average age (years)	50.1

Economic Characteristics

Item	Quantity
Farms by value of sales:	
Less than \$1,000	36
\$1,000 to \$2,499	8
\$2,500 to \$4,999	7
\$5,000 to \$9,999	10
\$10,000 to \$49,999	15
\$50,000 to \$99,999	2
\$100,000 to \$249,999	4
\$250,000 to \$499,999	5
\$500,000 or more	7
Total farm production expenses (\$1,000)	26,846
Average per farm (\$)	285,596
Net cash farm income of operation (\$1,000)	8,060
Average per farm (\$)	85,748
Value of agricultural products sold directly to individuals for human consumption (\$1,000)	(D)
Total organic product sales (\$1,000)	(D)
Total income from farm-related sources, gross before taxes and expenses (\$1,000)	46

See "Census of Agriculture, Volume 1, Geographic Area Series" for complete footnotes, explanations, definitions, and methodology.

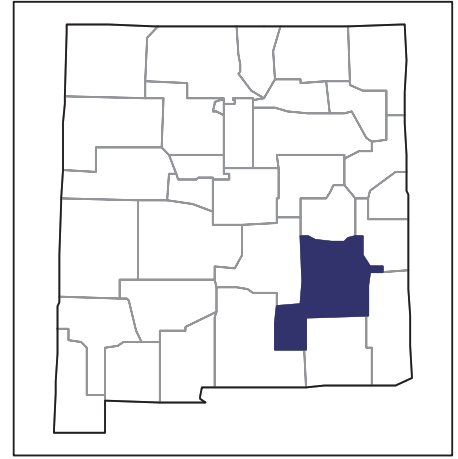
(D) Cannot be disclosed. (Z) Less than half of the unit shown.

¹ Data were collected for a maximum of three operators per farm.

2007 CENSUS *OF* AGRICULTURE

Chaves County – New Mexico

**Farms with American Indian or Alaska
Native Operators Compared with All
Farms**



Data are not available at this geographic level for farms with American Indian or Alaska Native operators.



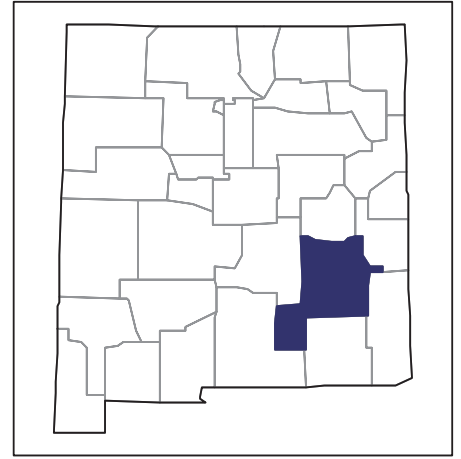
United States Department of Agriculture
National Agricultural Statistics Service

www.agcensus.usda.gov

2007 CENSUS *OF* **AGRICULTURE**

Chaves County – New Mexico

**Farms with Asian Operators
Compared with All Farms**



Data are not available at this geographic level for farms with Asian operators.



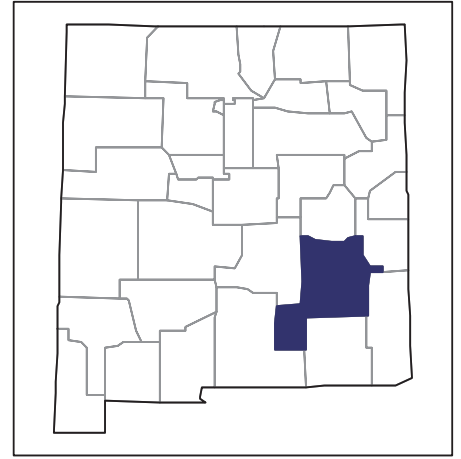
United States Department of Agriculture
National Agricultural Statistics Service

www.agcensus.usda.gov

2007 CENSUS *OF* **AGRICULTURE**

Chaves County – New Mexico

**Farms with Black or African American
Operators Compared with All Farms**



Data are not available at this geographic level for farms with Black or African American operators.



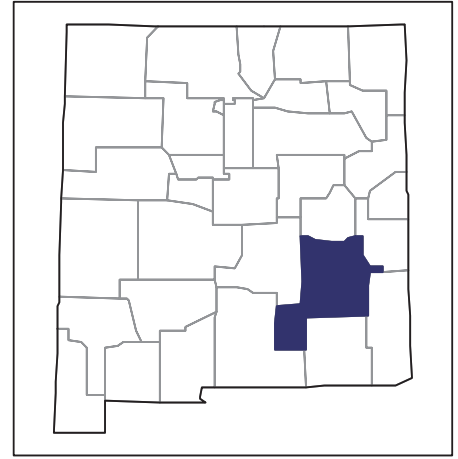
United States Department of Agriculture
National Agricultural Statistics Service

www.agcensus.usda.gov

2007 CENSUS *OF* AGRICULTURE

Chaves County – New Mexico

**Farms with Native Hawaiian or Other
Pacific Islander Operators Compared
with All Farms**



Data are not available at this geographic level for farms with Native Hawaiian or Other Pacific Islander operators.



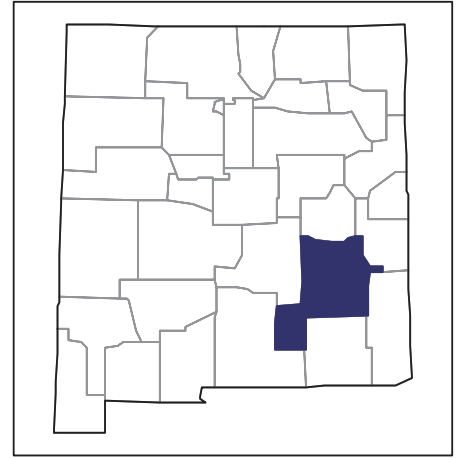
United States Department of Agriculture
National Agricultural Statistics Service

www.agcensus.usda.gov

2007 CENSUS *OF* AGRICULTURE

Chaves County – New Mexico

**Farms with White Operators
Compared with All Farms**



Data are not available at this geographic level for farms with White operators.



United States Department of Agriculture
National Agricultural Statistics Service

www.agcensus.usda.gov

