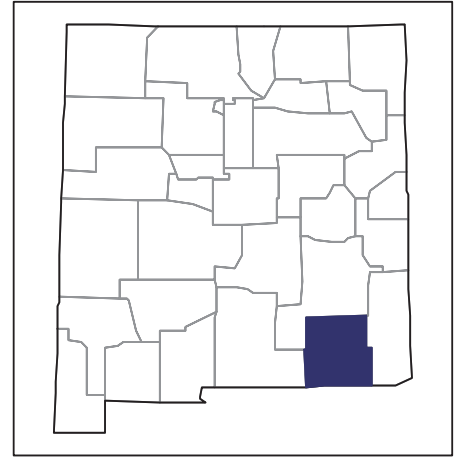


2007 CENSUS OF AGRICULTURE



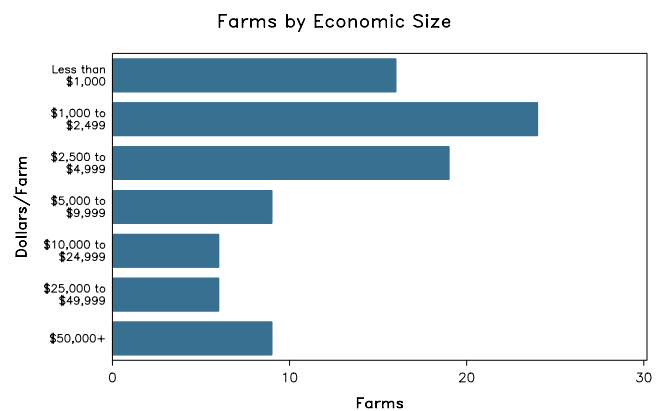
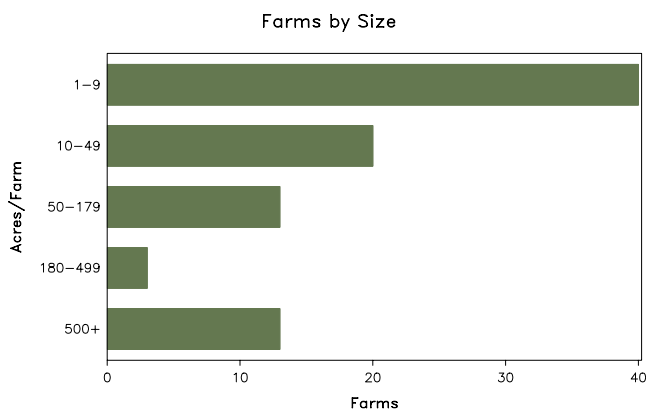
Eddy County – New Mexico

Farms with Women Principal Operators Compared with All Farms

	Women Principal Operators	All Farms
Number of Farms	89	543
Land in Farms	149,095 acres	1,107,912 acres
Average Size of Farm	1,675 acres	2,040 acres
Market Value of Products Sold	\$15,262,000	\$94,848,000
Crop Sales	(D)	\$40,269,000
Livestock Sales	(D)	\$54,579,000
Average Per Farm	\$171,479	\$174,674
Government Payments	\$63,000	\$1,702,000
Average Per Farm Receiving Payments	\$4,230	\$10,770

See footnotes on reverse page.

Farms with Women Principal Operators



2007 CENSUS OF AGRICULTURE

Eddy County – New Mexico Farms with Women Principal Operators

Selected Highlights

Item	Farms	Quantity
MARKET VALUE OF AGRICULTURAL PRODUCTS SOLD (\$1,000)		
Total value of agricultural products sold	89	15,262
Value of crops including nursery and greenhouse	42	(D)
Value of livestock, poultry, and their products	50	(D)
VALUE OF SALES BY COMMODITY GROUP (\$1,000)		
Grains, oilseeds, dry beans, and dry peas	-	-
Tobacco	-	-
Cotton and cottonseed	3	68
Vegetables, melons, potatoes and sweet potatoes	9	(D)
Fruits, tree nuts, and berries	18	(D)
Nursery, greenhouse, floriculture, and sod	-	-
Cut Christmas trees and short rotation woody crops	-	-
Other crops and hay	21	(D)
Poultry and eggs	11	5
Cattle and calves	31	(D)
Milk and other dairy products from cows	1	(D)
Hogs and pigs	2	(D)
Sheep, goats, and their products	3	(D)
Horses, ponies, mules, burros, and donkeys	13	35
Aquaculture	-	-
Other animals and other animal products	4	-
TOP CROP ITEMS (acres)		
Forage - land used for all hay and haylage, grass silage, and greenchop	26	1,738
Cotton, all	3	76
Pecans, all	18	31
Vegetables harvested for sale	9	8
Peppers, other than Bell (including chile)	5	6
TOP LIVESTOCK INVENTORY ITEMS (number)		
Cattle and calves	31	9,352
Sheep and lambs	3	(D)
Horses and ponies	45	281
Layers	13	184
Ducks	3	(D)

Operator Characteristics

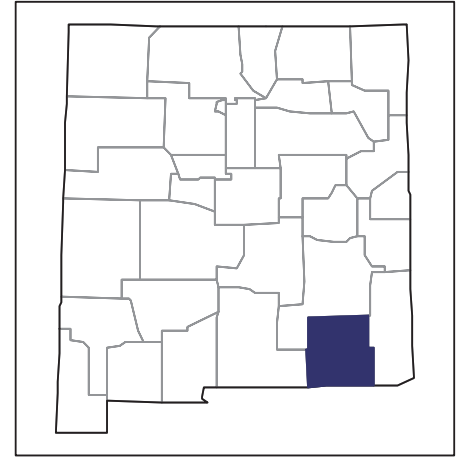
Item	Quantity
Primary occupation:	
Farming	32
Other	57
Days worked off farm:	
None	37
Any	52
Years on present farm:	
2 years or less	11
3 to 4 years	13
5 to 9 years	25
10 years or more	40
Age group:	
Under 45 years	16
45 to 64 years	42
65 years and over	31
Average age of principal operator (years)	58.4

Economic Characteristics

Item	Quantity
Farms by value of sales:	
Less than \$1,000	17
\$1,000 to \$2,499	24
\$2,500 to \$4,999	20
\$5,000 to \$9,999	7
\$10,000 to \$49,999	12
\$50,000 to \$99,999	4
\$100,000 to \$249,999	2
\$250,000 to \$499,999	1
\$500,000 or more	2
Total farm production expenses (\$1,000)	13,614
Average per farm (\$)	152,961
Net cash farm income of operation (\$1,000)	1,798
Average per farm (\$)	20,201
Value of agricultural products sold directly to individuals for human consumption (\$1,000)	5
Total organic product sales (\$1,000)	-
Total income from farm-related sources, gross before taxes and expenses (\$1,000)	86

See "Census of Agriculture, Volume 1, Geographic Area Series" for complete footnotes, explanations, definitions, and methodology.
(D) Cannot be disclosed. (Z) Less than half of the unit shown.

2007 CENSUS OF AGRICULTURE



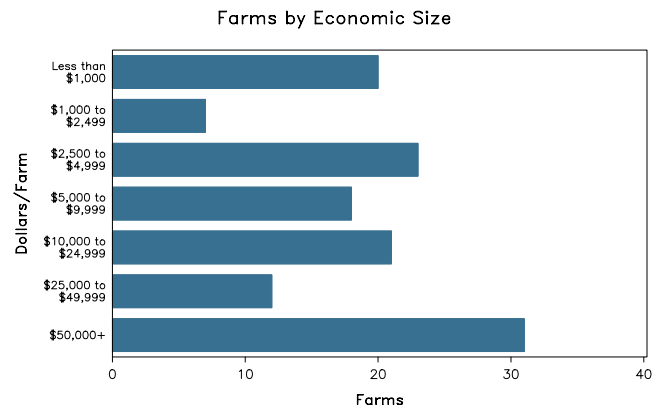
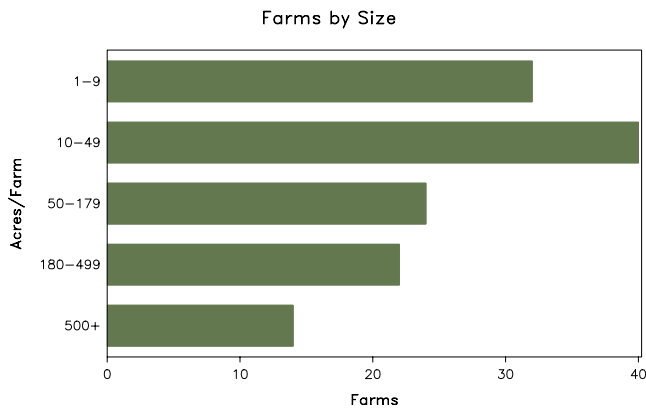
Eddy County – New Mexico

Farms with Spanish, Hispanic, or Latino Operators Compared with All Farms

	Spanish, Hispanic, or Latino Operators	All Farms
Number of Farm Operators ¹	156	851
Number of Farms	132	543
Land in Farms	65,839 acres	1,107,912 acres
Average Size of Farm	499 acres	2,040 acres
Market Value of Products Sold	\$29,464,000	\$94,848,000
Crop Sales	(D)	\$40,269,000
Livestock Sales	(D)	\$54,579,000
Average Per Farm	\$223,210	\$174,674
Government Payments	\$492,000	\$1,702,000
Average Per Farm Receiving Payments	\$8,632	\$10,770

See footnotes on reverse page.

Farms with Spanish, Hispanic, or Latino Operators



United States Department of Agriculture
National Agricultural Statistics Service

www.agcensus.usda.gov

2007 CENSUS OF AGRICULTURE

Eddy County – New Mexico Farms with Spanish, Hispanic, or Latino Operators

Selected Highlights

Item	Farms	Quantity
MARKET VALUE OF AGRICULTURAL PRODUCTS SOLD (\$1,000)		
Total value of agricultural products sold	132	29,464
Value of crops including nursery and greenhouse	101	(D)
Value of livestock, poultry, and their products	31	(D)
VALUE OF SALES BY COMMODITY GROUP (\$1,000)		
Grains, oilseeds, dry beans, and dry peas	9	(D)
Tobacco	-	-
Cotton and cottonseed	15	1,392
Vegetables, melons, potatoes and sweet potatoes	7	459
Fruits, tree nuts, and berries	23	114
Nursery, greenhouse, floriculture, and sod	1	(D)
Cut Christmas trees and short rotation woody crops	2	(D)
Other crops and hay	78	5,669
Poultry and eggs	3	(D)
Cattle and calves	24	(D)
Milk and other dairy products from cows	3	(D)
Hogs and pigs	-	-
Sheep, goats, and their products	2	(D)
Horses, ponies, mules, burros, and donkeys	4	2
Aquaculture	-	-
Other animals and other animal products	2	(D)
TOP CROP ITEMS (acres)		
Forage - land used for all hay and haylage, grass silage, and greenchop	84	9,105
Cotton, all	15	1,797
Dry edible beans, excluding limas	1	(D)
Vegetables harvested for sale	7	123
Peppers, other than Bell (including chile)	3	96
TOP LIVESTOCK INVENTORY ITEMS (number)		
Cattle and calves	36	10,345
Horses and ponies	32	144
Goats, all	6	84
Layers	3	70
Sheep and lambs	8	66

Operator Characteristics

Item	Quantity
Primary occupation:	
Farming	74
Other	82
Days worked off farm:	
None	50
Any	106
Years on present farm:	
2 years or less	3
3 to 4 years	25
5 to 9 years	35
10 years or more	93
Age group:	
Under 45 years	41
45 to 64 years	79
65 years and over	36
Average age (years)	55.2

Economic Characteristics

Item	Quantity
Farms by value of sales:	
Less than \$1,000	25
\$1,000 to \$2,499	9
\$2,500 to \$4,999	25
\$5,000 to \$9,999	13
\$10,000 to \$49,999	33
\$50,000 to \$99,999	9
\$100,000 to \$249,999	11
\$250,000 to \$499,999	3
\$500,000 or more	4
Total farm production expenses (\$1,000)	24,128
Average per farm (\$)	182,791
Net cash farm income of operation (\$1,000)	6,470
Average per farm (\$)	49,014
Value of agricultural products sold directly to individuals for human consumption (\$1,000)	(D)
Total organic product sales (\$1,000)	12
Total income from farm-related sources, gross before taxes and expenses (\$1,000)	643

See "Census of Agriculture, Volume 1, Geographic Area Series" for complete footnotes, explanations, definitions, and methodology.

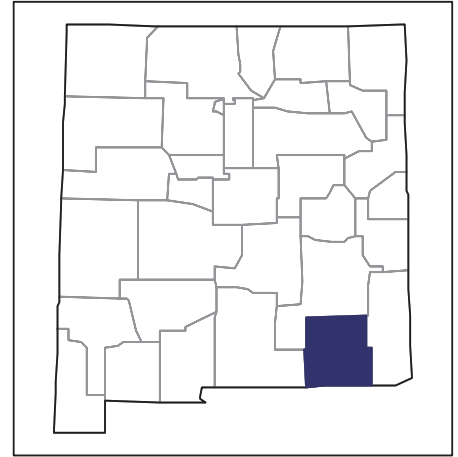
(D) Cannot be disclosed. (Z) Less than half of the unit shown.

¹ Data were collected for a maximum of three operators per farm.

2007 CENSUS *OF* AGRICULTURE

Eddy County – New Mexico

**Farms with American Indian or Alaska
Native Operators Compared with All
Farms**



Data are not available at this geographic level for farms with American Indian or Alaska Native operators.



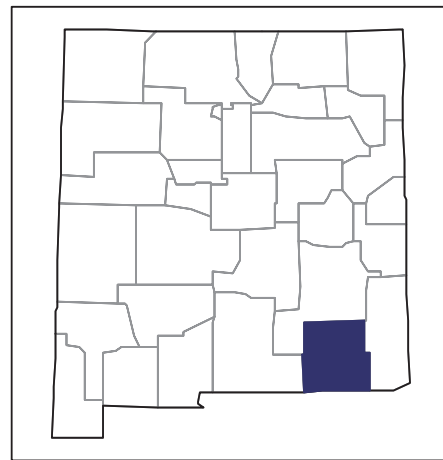
United States Department of Agriculture
National Agricultural Statistics Service

www.agcensus.usda.gov

2007 CENSUS *OF* **AGRICULTURE**

Eddy County – New Mexico

**Farms with Asian Operators
Compared with All Farms**



Data are not available at this geographic level for farms with Asian operators.



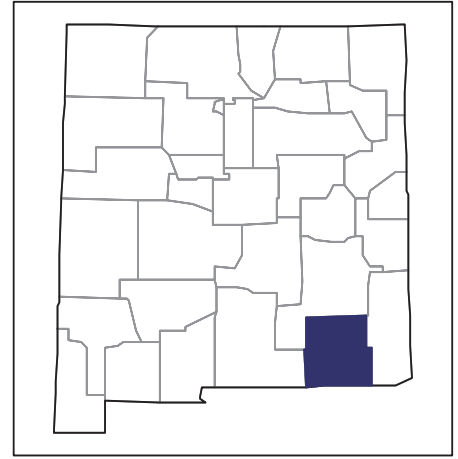
United States Department of Agriculture
National Agricultural Statistics Service

www.agcensus.usda.gov

2007 CENSUS *OF* AGRICULTURE

Eddy County – New Mexico

**Farms with Black or African American
Operators Compared with All Farms**



Data are not available at this geographic level for farms with Black or African American operators.



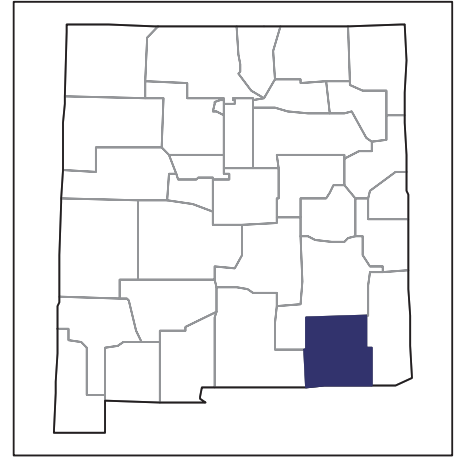
United States Department of Agriculture
National Agricultural Statistics Service

www.agcensus.usda.gov

2007 CENSUS *OF* AGRICULTURE

Eddy County – New Mexico

**Farms with Native Hawaiian or Other
Pacific Islander Operators Compared
with All Farms**



Data are not available at this geographic level for farms with Native Hawaiian or Other Pacific Islander operators.



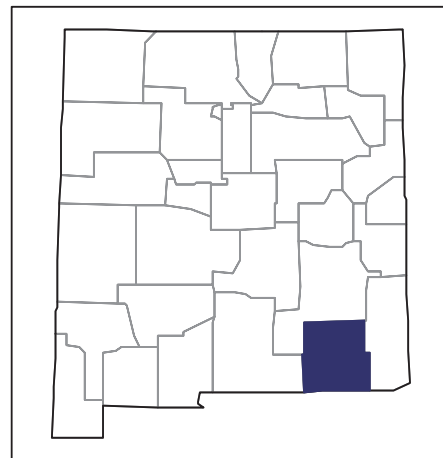
United States Department of Agriculture
National Agricultural Statistics Service

www.agcensus.usda.gov

2007 CENSUS *OF* AGRICULTURE

Eddy County – New Mexico

**Farms with White Operators
Compared with All Farms**



Data are not available at this geographic level for farms with White operators.



United States Department of Agriculture
National Agricultural Statistics Service

www.agcensus.usda.gov

