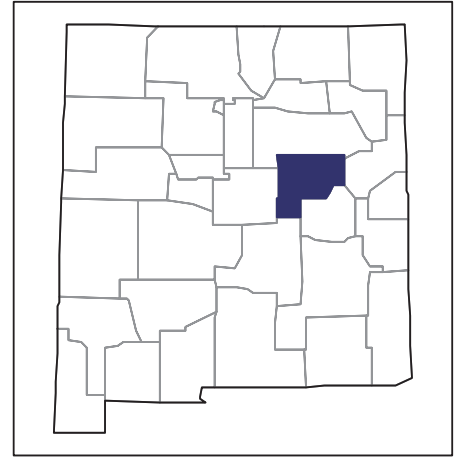


2007 CENSUS OF AGRICULTURE



Guadalupe County – New Mexico

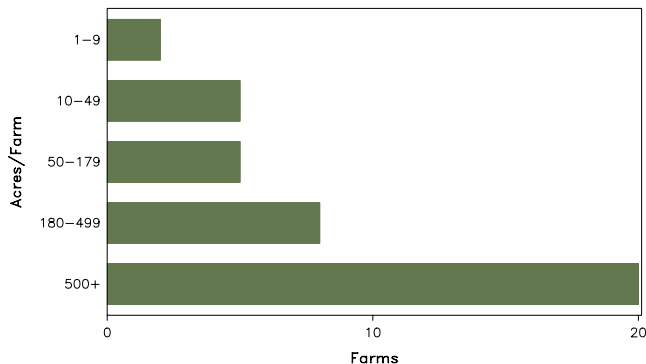
Farms with Women Principal Operators Compared with All Farms

	Women Principal Operators	All Farms
Number of Farms	40	258
Land in Farms	126,160 acres	1,405,030 acres
Average Size of Farm	3,154 acres	5,446 acres
Market Value of Products Sold	\$887,000	\$10,850,000
Crop Sales	(D)	\$179,000
Livestock Sales	(D)	\$10,672,000
Average Per Farm	\$22,181	\$42,056
Government Payments	\$4,000	\$286,000
Average Per Farm Receiving Payments	\$902	\$7,331

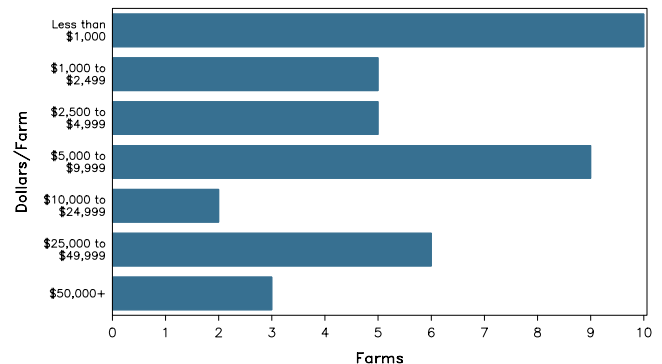
See footnotes on reverse page.

Farms with Women Principal Operators

Farms by Size



Farms by Economic Size



2007 CENSUS OF AGRICULTURE

Guadalupe County – New Mexico Farms with Women Principal Operators

Selected Highlights

Item	Farms	Quantity
MARKET VALUE OF AGRICULTURAL PRODUCTS SOLD (\$1,000)		
Total value of agricultural products sold	40	887
Value of crops including nursery and greenhouse	3	(D)
Value of livestock, poultry, and their products	32	(D)
VALUE OF SALES BY COMMODITY GROUP (\$1,000)		
Grains, oilseeds, dry beans, and dry peas	-	-
Tobacco	-	-
Cotton and cottonseed	-	-
Vegetables, melons, potatoes and sweet potatoes	1	(D)
Fruits, tree nuts, and berries	-	-
Nursery, greenhouse, floriculture, and sod	-	-
Cut Christmas trees and short rotation woody crops	-	-
Other crops and hay	2	(D)
Poultry and eggs	3	(D)
Cattle and calves	28	(D)
Milk and other dairy products from cows	-	-
Hogs and pigs	2	(D)
Sheep, goats, and their products	3	(D)
Horses, ponies, mules, burros, and donkeys	3	3
Aquaculture	-	-
Other animals and other animal products	-	-
TOP CROP ITEMS (acres)		
Forage - land used for all hay and haylage, grass silage, and greenchop	5	58
Vegetables harvested for sale	1	(D)
Apricots	1	(D)
Cherries, tart	1	(D)
TOP LIVESTOCK INVENTORY ITEMS (number)		
Cattle and calves	28	2,041
Sheep and lambs	3	(D)
Horses and ponies	18	87
Layers	3	64
Goats, all	3	8

Operator Characteristics

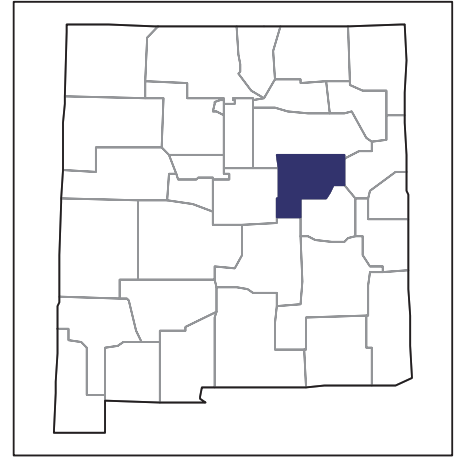
Item	Quantity
Primary occupation:	
Farming	17
Other	23
Days worked off farm:	
None	15
Any	25
Years on present farm:	
2 years or less	4
3 to 4 years	3
5 to 9 years	1
10 years or more	32
Age group:	
Under 45 years	2
45 to 64 years	23
65 years and over	15
Average age of principal operator (years)	62.4

Economic Characteristics

Item	Quantity
Farms by value of sales:	
Less than \$1,000	12
\$1,000 to \$2,499	3
\$2,500 to \$4,999	7
\$5,000 to \$9,999	7
\$10,000 to \$49,999	8
\$50,000 to \$99,999	1
\$100,000 to \$249,999	1
\$250,000 to \$499,999	1
\$500,000 or more	-
Total farm production expenses (\$1,000)	843
Average per farm (\$)	21,068
Net cash farm income of operation (\$1,000)	157
Average per farm (\$)	3,922
Value of agricultural products sold directly to individuals for human consumption (\$1,000)	-
Total organic product sales (\$1,000)	-
Total income from farm-related sources, gross before taxes and expenses (\$1,000)	109

See "Census of Agriculture, Volume 1, Geographic Area Series" for complete footnotes, explanations, definitions, and methodology.
(D) Cannot be disclosed. (Z) Less than half of the unit shown.

2007 CENSUS OF AGRICULTURE



Guadalupe County – New Mexico

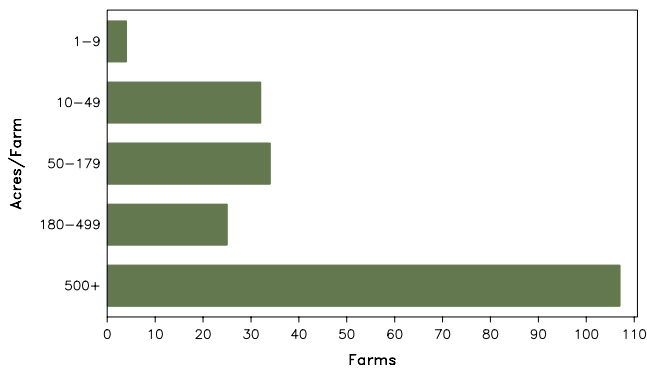
Farms with Spanish, Hispanic, or Latino Operators Compared with All Farms

	Spanish, Hispanic, or Latino Operators	All Farms
Number of Farm Operators ¹	279	395
Number of Farms	202	258
Land in Farms	554,463 acres	1,405,030 acres
Average Size of Farm	2,745 acres	5,446 acres
Market Value of Products Sold	\$4,844,000	\$10,850,000
Crop Sales	\$134,000	\$179,000
Livestock Sales	\$4,710,000	\$10,672,000
Average Per Farm	\$23,981	\$42,056
Government Payments	\$209,000	\$286,000
Average Per Farm Receiving Payments	\$6,132	\$7,331

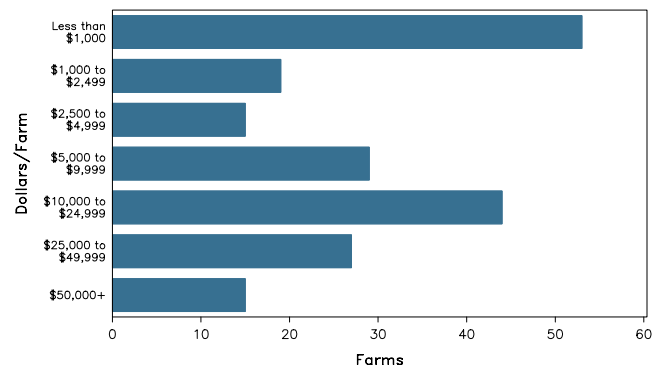
See footnotes on reverse page.

Farms with Spanish, Hispanic, or Latino Operators

Farms by Size



Farms by Economic Size



2007 CENSUS OF AGRICULTURE

Guadalupe County – New Mexico Farms with Spanish, Hispanic, or Latino Operators

Selected Highlights

Item	Farms	Quantity
MARKET VALUE OF AGRICULTURAL PRODUCTS SOLD (\$1,000)		
Total value of agricultural products sold	202	4,844
Value of crops including nursery and greenhouse	30	134
Value of livestock, poultry, and their products	139	4,710
VALUE OF SALES BY COMMODITY GROUP (\$1,000)		
Grains, oilseeds, dry beans, and dry peas	6	25
Tobacco	-	-
Cotton and cottonseed	-	-
Vegetables, melons, potatoes and sweet potatoes	5	(D)
Fruits, tree nuts, and berries	5	17
Nursery, greenhouse, floriculture, and sod	-	-
Cut Christmas trees and short rotation woody crops	-	-
Other crops and hay	20	(D)
Poultry and eggs	12	(D)
Cattle and calves	126	(D)
Milk and other dairy products from cows	-	-
Hogs and pigs	2	(D)
Sheep, goats, and their products	6	(D)
Horses, ponies, mules, burros, and donkeys	11	27
Aquaculture	1	(D)
Other animals and other animal products	-	-
TOP CROP ITEMS (acres)		
Forage - land used for all hay and haylage, grass silage, and greenchop	59	1,142
Wheat for grain, all	6	111
Oats for grain	3	42
Corn for silage or greenchop	2	(D)
Apples	3	(D)
TOP LIVESTOCK INVENTORY ITEMS (number)		
Cattle and calves	135	12,171
Sheep and lambs	7	3,457
Horses and ponies	87	420
Layers	16	388
Goats, all	7	36

Operator Characteristics

Item	Quantity
Primary occupation:	
Farming	137
Other	142
Days worked off farm:	
None	80
Any	199
Years on present farm:	
2 years or less	11
3 to 4 years	21
5 to 9 years	27
10 years or more	220
Age group:	
Under 45 years	43
45 to 64 years	131
65 years and over	105
Average age (years)	58.9

Economic Characteristics

Item	Quantity
Farms by value of sales:	
Less than \$1,000	59
\$1,000 to \$2,499	15
\$2,500 to \$4,999	17
\$5,000 to \$9,999	27
\$10,000 to \$49,999	71
\$50,000 to \$99,999	5
\$100,000 to \$249,999	4
\$250,000 to \$499,999	1
\$500,000 or more	3
Total farm production expenses (\$1,000)	5,330
Average per farm (\$)	26,385
Net cash farm income of operation (\$1,000)	-21
Average per farm (\$)	-102
Value of agricultural products sold directly to individuals for human consumption (\$1,000)	(D)
Total organic product sales (\$1,000)	(D)
Total income from farm-related sources, gross before taxes and expenses (\$1,000)	257

See "Census of Agriculture, Volume 1, Geographic Area Series" for complete footnotes, explanations, definitions, and methodology.

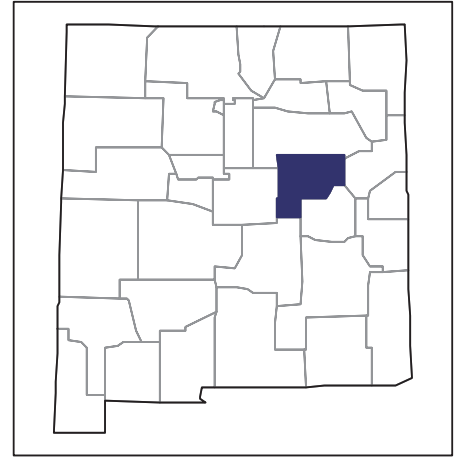
(D) Cannot be disclosed. (Z) Less than half of the unit shown.

¹ Data were collected for a maximum of three operators per farm.

2007 CENSUS *OF* AGRICULTURE

Guadalupe County – New Mexico

**Farms with American Indian or Alaska
Native Operators Compared with All
Farms**



Data are not available at this geographic level for farms with American Indian or Alaska Native operators.



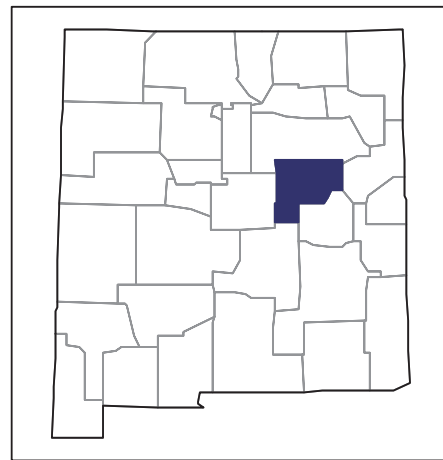
United States Department of Agriculture
National Agricultural Statistics Service

www.agcensus.usda.gov

2007 CENSUS *OF* **AGRICULTURE**

Guadalupe County – New Mexico

**Farms with Asian Operators
Compared with All Farms**



Data are not available at this geographic level for farms with Asian operators.



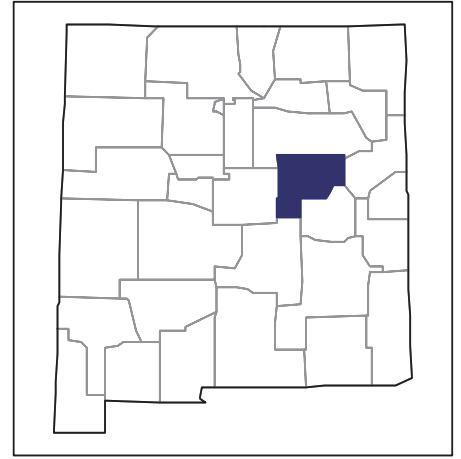
United States Department of Agriculture
National Agricultural Statistics Service

www.agcensus.usda.gov

2007 CENSUS *OF* **AGRICULTURE**

Guadalupe County – New Mexico

**Farms with Black or African American
Operators Compared with All Farms**



Data are not available at this geographic level for farms with Black or African American operators.



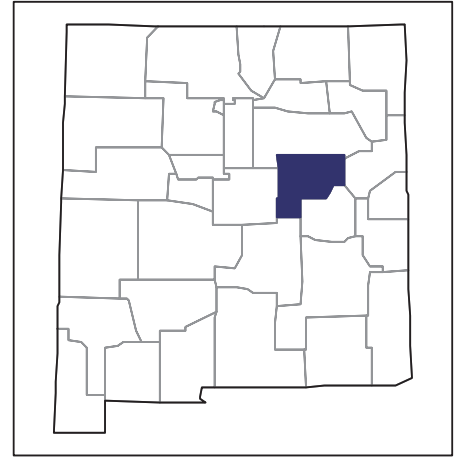
United States Department of Agriculture
National Agricultural Statistics Service

www.agcensus.usda.gov

2007 CENSUS *OF* AGRICULTURE

Guadalupe County – New Mexico

Farms with Native Hawaiian or Other Pacific Islander Operators Compared with All Farms



Data are not available at this geographic level for farms with Native Hawaiian or Other Pacific Islander operators.



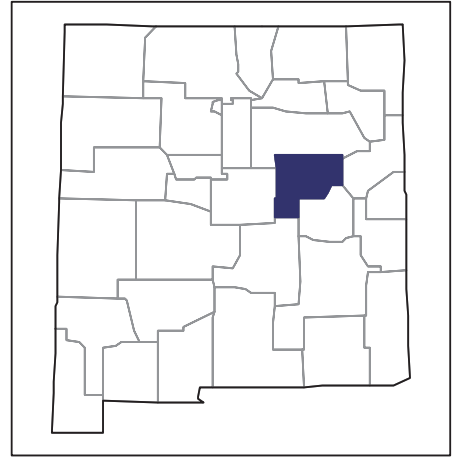
United States Department of Agriculture
National Agricultural Statistics Service

www.agcensus.usda.gov

2007 CENSUS *OF* **AGRICULTURE**

Guadalupe County – New Mexico

**Farms with White Operators
Compared with All Farms**



Data are not available at this geographic level for farms with White operators.



United States Department of Agriculture
National Agricultural Statistics Service

www.agcensus.usda.gov

