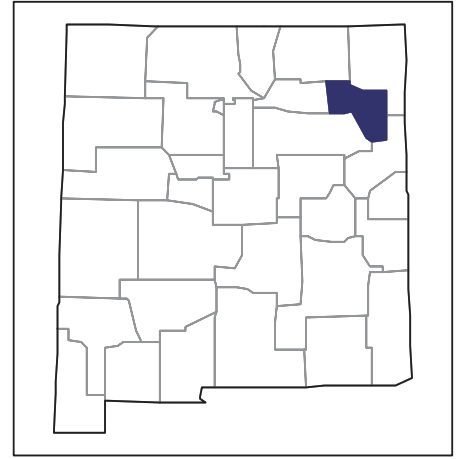


2007 CENSUS OF AGRICULTURE



Harding County – New Mexico

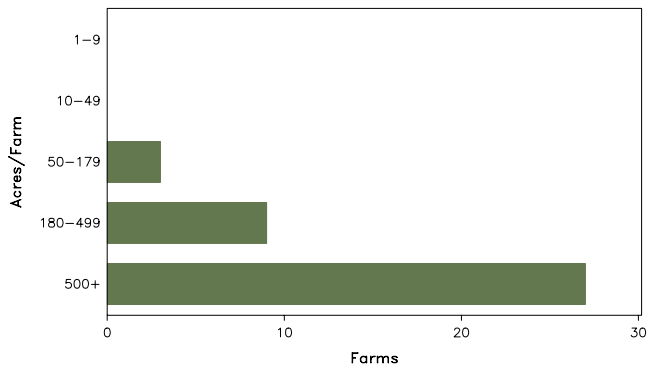
Farms with Women Principal Operators Compared with All Farms

	Women Principal Operators	All Farms
Number of Farms	39	168
Land in Farms	134,656 acres	944,306 acres
Average Size of Farm	3,453 acres	5,621 acres
Market Value of Products Sold	\$1,143,000	\$13,361,000
Crop Sales	-	(D)
Livestock Sales	\$1,143,000	(D)
Average Per Farm	\$29,297	\$79,528
Government Payments	\$199,000	\$754,000
Average Per Farm Receiving Payments	\$9,051	\$9,307

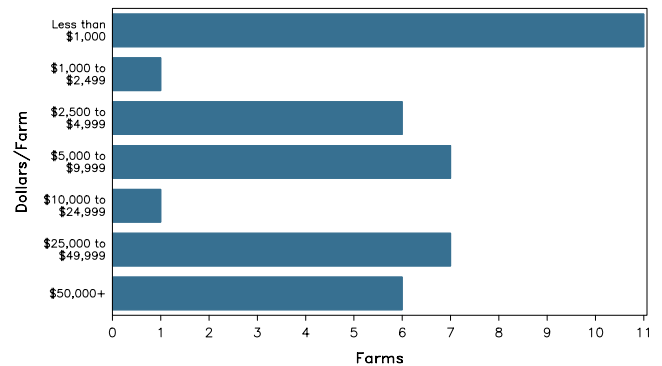
See footnotes on reverse page.

Farms with Women Principal Operators

Farms by Size



Farms by Economic Size



2007 CENSUS OF AGRICULTURE

Harding County – New Mexico Farms with Women Principal Operators

Selected Highlights

Item	Farms	Quantity
MARKET VALUE OF AGRICULTURAL PRODUCTS SOLD (\$1,000)		
Total value of agricultural products sold	39	1,143
Value of crops including nursery and greenhouse	-	-
Value of livestock, poultry, and their products	16	1,143
VALUE OF SALES BY COMMODITY GROUP (\$1,000)		
Grains, oilseeds, dry beans, and dry peas	-	-
Tobacco	-	-
Cotton and cottonseed	-	-
Vegetables, melons, potatoes and sweet potatoes	-	-
Fruits, tree nuts, and berries	-	-
Nursery, greenhouse, floriculture, and sod	-	-
Cut Christmas trees and short rotation woody crops	-	-
Other crops and hay	-	-
Poultry and eggs	-	-
Cattle and calves	16	(D)
Milk and other dairy products from cows	-	-
Hogs and pigs	-	-
Sheep, goats, and their products	3	(D)
Horses, ponies, mules, burros, and donkeys	-	-
Aquaculture	-	-
Other animals and other animal products	-	-
TOP CROP ITEMS (acres)		
TOP LIVESTOCK INVENTORY ITEMS (number)		
Cattle and calves	17	2,388
Sheep and lambs	3	(D)
Horses and ponies	11	57

Operator Characteristics

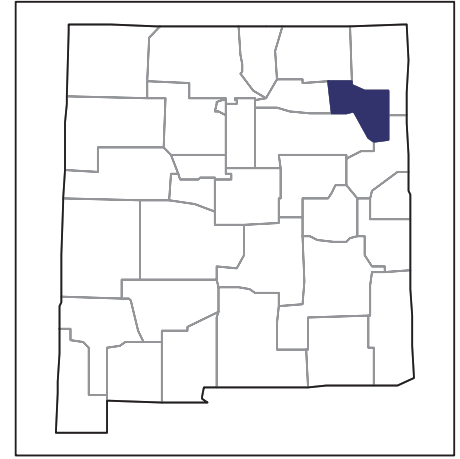
Item	Quantity
Primary occupation:	
Farming	27
Other	12
Days worked off farm:	
None	14
Any	25
Years on present farm:	
2 years or less	-
3 to 4 years	2
5 to 9 years	6
10 years or more	31
Age group:	
Under 45 years	3
45 to 64 years	11
65 years and over	25
Average age of principal operator (years)	70.6

Economic Characteristics

Item	Quantity
Farms by value of sales:	
Less than \$1,000	23
\$1,000 to \$2,499	2
\$2,500 to \$4,999	1
\$5,000 to \$9,999	2
\$10,000 to \$49,999	6
\$50,000 to \$99,999	1
\$100,000 to \$249,999	3
\$250,000 to \$499,999	1
\$500,000 or more	-
Total farm production expenses (\$1,000)	1,709
Average per farm (\$)	43,811
Net cash farm income of operation (\$1,000)	-188
Average per farm (\$)	-4,831
Value of agricultural products sold directly to individuals for human consumption (\$1,000)	-
Total organic product sales (\$1,000)	-
Total income from farm-related sources, gross before taxes and expenses (\$1,000)	179

See "Census of Agriculture, Volume 1, Geographic Area Series" for complete footnotes, explanations, definitions, and methodology.
(D) Cannot be disclosed. (Z) Less than half of the unit shown.

2007 CENSUS OF AGRICULTURE



Harding County – New Mexico

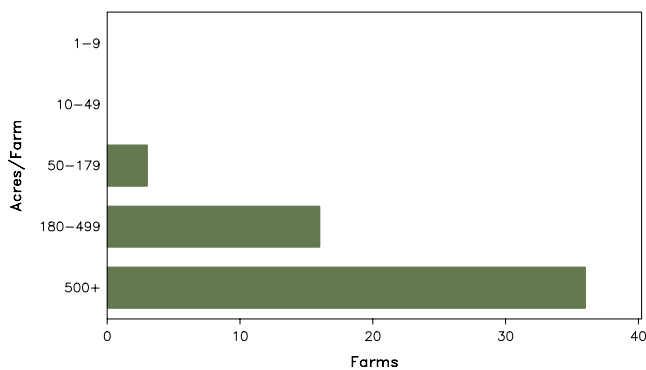
Farms with Spanish, Hispanic, or Latino Operators Compared with All Farms

	Spanish, Hispanic, or Latino Operators	All Farms
Number of Farm Operators ¹	73	268
Number of Farms	55	168
Land in Farms	177,217 acres	944,306 acres
Average Size of Farm	3,222 acres	5,621 acres
Market Value of Products Sold	\$1,750,000	\$13,361,000
Crop Sales	-	(D)
Livestock Sales	\$1,750,000	(D)
Average Per Farm	\$31,815	\$79,528
Government Payments	\$159,000	\$754,000
Average Per Farm Receiving Payments	\$9,935	\$9,307

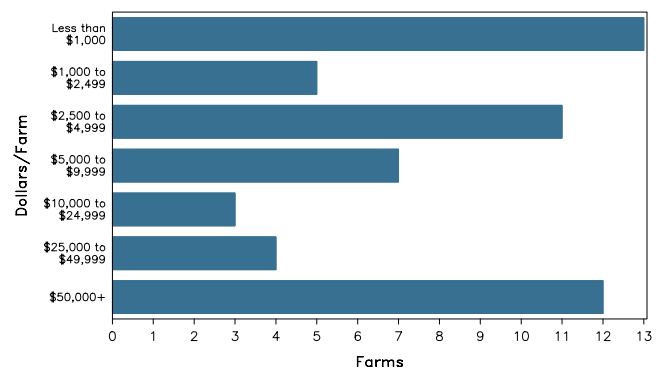
See footnotes on reverse page.

Farms with Spanish, Hispanic, or Latino Operators

Farms by Size



Farms by Economic Size



2007 CENSUS OF AGRICULTURE

Harding County – New Mexico Farms with Spanish, Hispanic, or Latino Operators

Selected Highlights

Item	Farms	Quantity
MARKET VALUE OF AGRICULTURAL PRODUCTS SOLD (\$1,000)		
Total value of agricultural products sold	55	1,750
Value of crops including nursery and greenhouse	-	-
Value of livestock, poultry, and their products	42	1,750
VALUE OF SALES BY COMMODITY GROUP (\$1,000)		
Grains, oilseeds, dry beans, and dry peas	-	-
Tobacco	-	-
Cotton and cottonseed	-	-
Vegetables, melons, potatoes and sweet potatoes	-	-
Fruits, tree nuts, and berries	-	-
Nursery, greenhouse, floriculture, and sod	-	-
Cut Christmas trees and short rotation woody crops	-	-
Other crops and hay	-	-
Poultry and eggs	3	3
Cattle and calves	42	(D)
Milk and other dairy products from cows	-	-
Hogs and pigs	-	-
Sheep, goats, and their products	5	11
Horses, ponies, mules, burros, and donkeys	1	(D)
Aquaculture	-	-
Other animals and other animal products	-	-
TOP CROP ITEMS (acres)		
Forage - land used for all hay and haylage, grass silage, and greenchop	1	(D)
TOP LIVESTOCK INVENTORY ITEMS (number)		
Cattle and calves	44	4,441
Layers	3	120
Sheep and lambs	5	94
Horses and ponies	23	71
Goats, all	2	(D)

Operator Characteristics

Item	Quantity
Primary occupation:	
Farming	37
Other	36
Days worked off farm:	
None	25
Any	48
Years on present farm:	
2 years or less	2
3 to 4 years	3
5 to 9 years	5
10 years or more	63
Age group:	
Under 45 years	4
45 to 64 years	33
65 years and over	36
Average age (years)	64.0

Economic Characteristics

Item	Quantity
Farms by value of sales:	
Less than \$1,000	13
\$1,000 to \$2,499	5
\$2,500 to \$4,999	11
\$5,000 to \$9,999	7
\$10,000 to \$49,999	7
\$50,000 to \$99,999	7
\$100,000 to \$249,999	4
\$250,000 to \$499,999	1
\$500,000 or more	-
Total farm production expenses (\$1,000)	2,400
Average per farm (\$)	43,640
Net cash farm income of operation (\$1,000)	-478
Average per farm (\$)	-8,692
Value of agricultural products sold directly to individuals for human consumption (\$1,000)	-
Total organic product sales (\$1,000)	-
Total income from farm-related sources, gross before taxes and expenses (\$1,000)	13

See "Census of Agriculture, Volume 1, Geographic Area Series" for complete footnotes, explanations, definitions, and methodology.

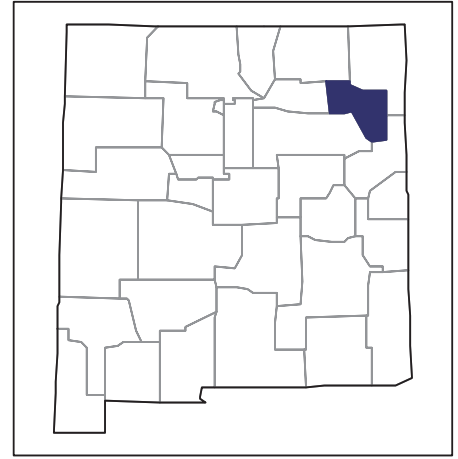
(D) Cannot be disclosed. (Z) Less than half of the unit shown.

¹ Data were collected for a maximum of three operators per farm.

2007 CENSUS *OF* AGRICULTURE

Harding County – New Mexico

**Farms with American Indian or Alaska
Native Operators Compared with All
Farms**



Data are not available at this geographic level for farms with American Indian or Alaska Native operators.



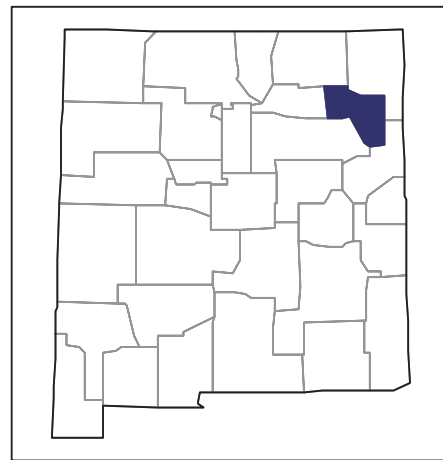
United States Department of Agriculture
National Agricultural Statistics Service

www.agcensus.usda.gov

2007 CENSUS *OF* AGRICULTURE

Harding County – New Mexico

**Farms with Asian Operators
Compared with All Farms**



Data are not available at this geographic level for farms with Asian operators.



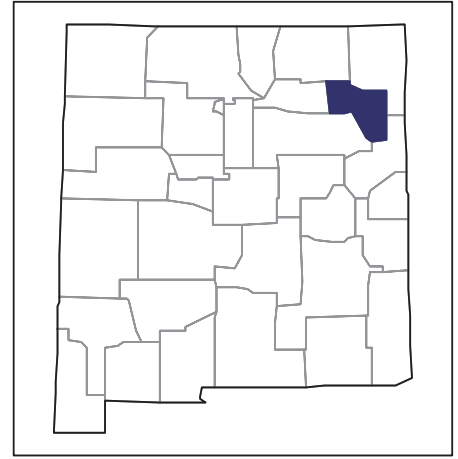
United States Department of Agriculture
National Agricultural Statistics Service

www.agcensus.usda.gov

2007 CENSUS *OF* AGRICULTURE

Harding County – New Mexico

**Farms with Black or African American
Operators Compared with All Farms**



Data are not available at this geographic level for farms with Black or African American operators.



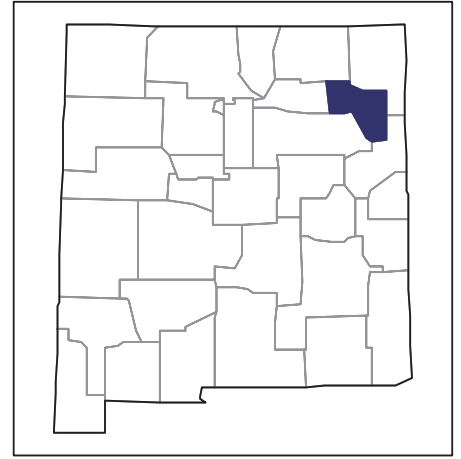
United States Department of Agriculture
National Agricultural Statistics Service

www.agcensus.usda.gov

2007 CENSUS *OF* AGRICULTURE

Harding County – New Mexico

**Farms with Native Hawaiian or Other
Pacific Islander Operators Compared
with All Farms**



Data are not available at this geographic level for farms with Native Hawaiian or Other Pacific Islander operators.



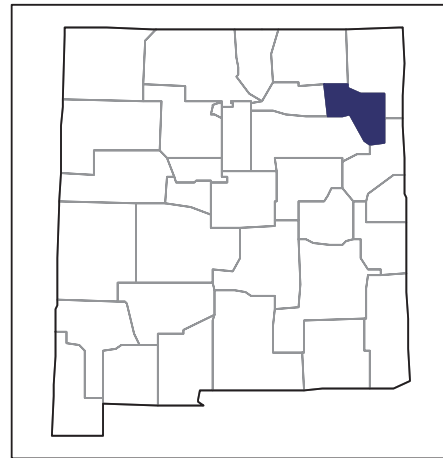
United States Department of Agriculture
National Agricultural Statistics Service

www.agcensus.usda.gov

2007 CENSUS *OF* AGRICULTURE

Harding County – New Mexico

**Farms with White Operators
Compared with All Farms**



Data are not available at this geographic level for farms with White operators.



United States Department of Agriculture
National Agricultural Statistics Service

www.agcensus.usda.gov

