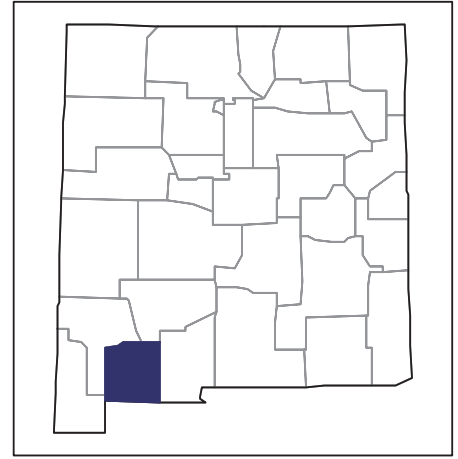


2007 CENSUS *OF* AGRICULTURE

Luna County – New Mexico

**Farms with Women Principal
Operators Compared with All Farms**



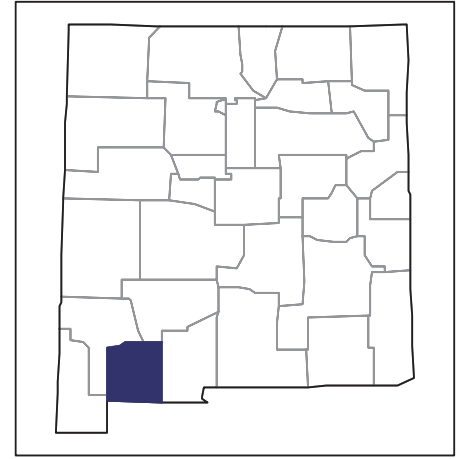
Data are not available at this geographic level for farms with women principal operators.



United States Department of Agriculture
National Agricultural Statistics Service

www.agcensus.usda.gov

2007 CENSUS OF AGRICULTURE



Luna County – New Mexico

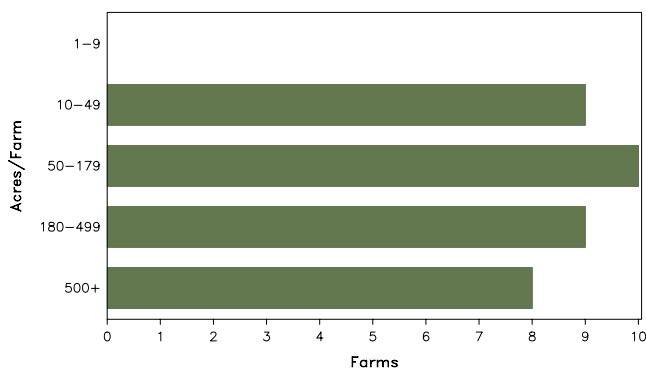
Farms with Spanish, Hispanic, or Latino Operators Compared with All Farms

	Spanish, Hispanic, or Latino Operators	All Farms
Number of Farm Operators ¹	41	316
Number of Farms	36	206
Land in Farms	81,424 acres	653,558 acres
Average Size of Farm	2,262 acres	3,173 acres
Market Value of Products Sold	\$8,941,000	\$48,891,000
Crop Sales	(D)	\$30,817,000
Livestock Sales	(D)	\$18,074,000
Average Per Farm	\$248,364	\$237,334
Government Payments	\$326,000	\$1,476,000
Average Per Farm Receiving Payments	\$19,193	\$20,793

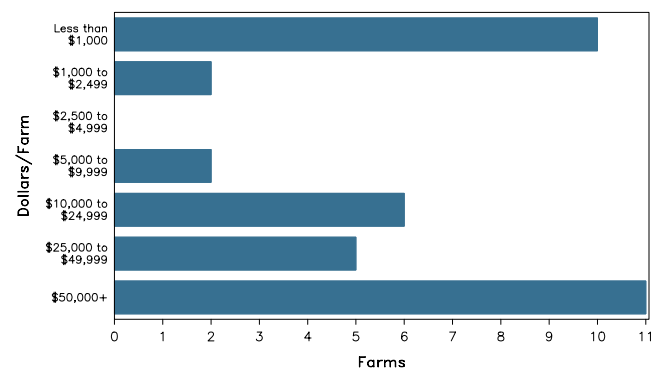
See footnotes on reverse page.

Farms with Spanish, Hispanic, or Latino Operators

Farms by Size



Farms by Economic Size



2007 CENSUS OF AGRICULTURE

Luna County – New Mexico Farms with Spanish, Hispanic, or Latino Operators

Selected Highlights

Item	Farms	Quantity
MARKET VALUE OF AGRICULTURAL PRODUCTS SOLD (\$1,000)		
Total value of agricultural products sold	36	8,941
Value of crops including nursery and greenhouse	16	(D)
Value of livestock, poultry, and their products	14	(D)
VALUE OF SALES BY COMMODITY GROUP (\$1,000)		
Grains, oilseeds, dry beans, and dry peas	4	(D)
Tobacco	-	-
Cotton and cottonseed	-	-
Vegetables, melons, potatoes and sweet potatoes	2	(D)
Fruits, tree nuts, and berries	9	367
Nursery, greenhouse, floriculture, and sod	-	-
Cut Christmas trees and short rotation woody crops	-	-
Other crops and hay	9	581
Poultry and eggs	-	-
Cattle and calves	10	1,590
Milk and other dairy products from cows	1	(D)
Hogs and pigs	-	-
Sheep, goats, and their products	-	-
Horses, ponies, mules, burros, and donkeys	5	42
Aquaculture	-	-
Other animals and other animal products	4	-
TOP CROP ITEMS (acres)		
Forage - land used for all hay and haylage, grass silage, and greenchop	14	1,371
Vegetables harvested for sale	2	(D)
Peppers, other than Bell (including chile)	2	(D)
Pecans, all	8	377
Corn for silage or greenchop	3	345
TOP LIVESTOCK INVENTORY ITEMS (number)		
Cattle and calves	16	5,538
Horses and ponies	15	79
Rabbits and their pelts	4	(D)

Operator Characteristics

Item	Quantity
Primary occupation:	
Farming	19
Other	22
Days worked off farm:	
None	10
Any	31
Years on present farm:	
2 years or less	-
3 to 4 years	5
5 to 9 years	3
10 years or more	33
Age group:	
Under 45 years	10
45 to 64 years	15
65 years and over	16
Average age (years)	57.0

Economic Characteristics

Item	Quantity
Farms by value of sales:	
Less than \$1,000	10
\$1,000 to \$2,499	4
\$2,500 to \$4,999	-
\$5,000 to \$9,999	2
\$10,000 to \$49,999	9
\$50,000 to \$99,999	6
\$100,000 to \$249,999	1
\$250,000 to \$499,999	-
\$500,000 or more	4
Total farm production expenses (\$1,000)	8,836
Average per farm (\$)	245,445
Net cash farm income of operation (\$1,000)	491
Average per farm (\$)	13,643
Value of agricultural products sold directly to individuals for human consumption (\$1,000)	73
Total organic product sales (\$1,000)	-
Total income from farm-related sources, gross before taxes and expenses (\$1,000)	(D)

See "Census of Agriculture, Volume 1, Geographic Area Series" for complete footnotes, explanations, definitions, and methodology.

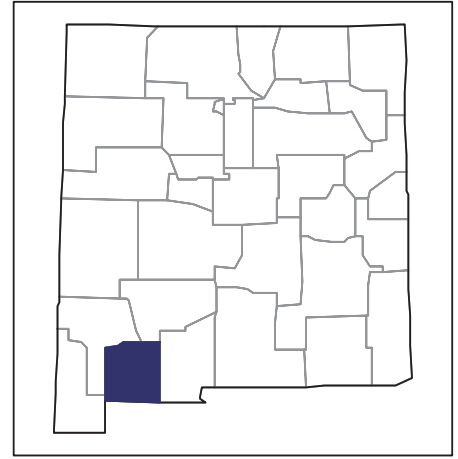
(D) Cannot be disclosed. (Z) Less than half of the unit shown.

¹ Data were collected for a maximum of three operators per farm.

2007 CENSUS OF AGRICULTURE

Luna County – New Mexico

Farms with American Indian or Alaska Native Operators Compared with All Farms



Data are not available at this geographic level for farms with American Indian or Alaska Native operators.



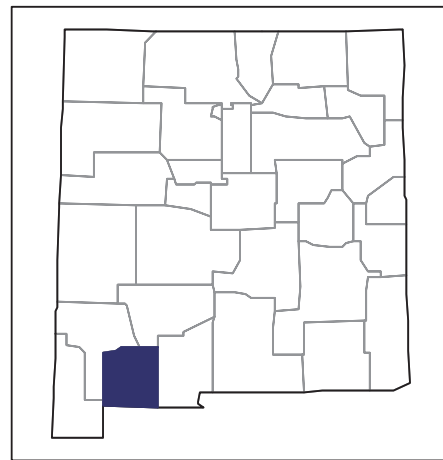
United States Department of Agriculture
National Agricultural Statistics Service

www.agcensus.usda.gov

2007 CENSUS *OF* AGRICULTURE

Luna County – New Mexico

**Farms with Asian Operators
Compared with All Farms**



Data are not available at this geographic level for farms with Asian operators.



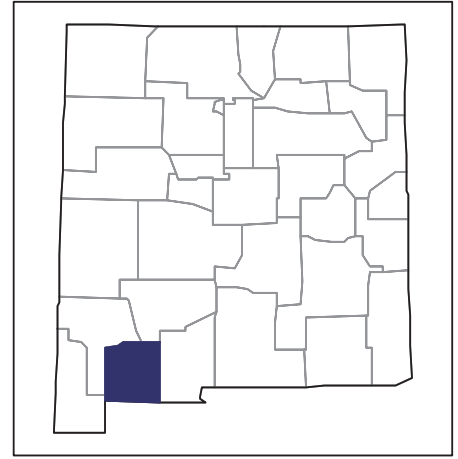
United States Department of Agriculture
National Agricultural Statistics Service

www.agcensus.usda.gov

2007 CENSUS *OF* AGRICULTURE

Luna County – New Mexico

**Farms with Black or African American
Operators Compared with All Farms**



Data are not available at this geographic level for farms with Black or African American operators.



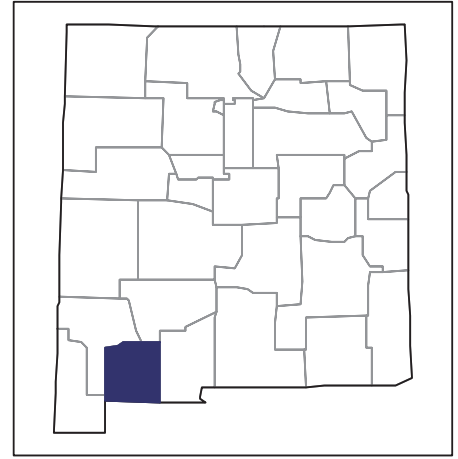
United States Department of Agriculture
National Agricultural Statistics Service

www.agcensus.usda.gov

2007 CENSUS *OF* AGRICULTURE

Luna County – New Mexico

Farms with Native Hawaiian or Other
Pacific Islander Operators Compared
with All Farms



Data are not available at this geographic level for farms with Native Hawaiian or Other Pacific Islander operators.



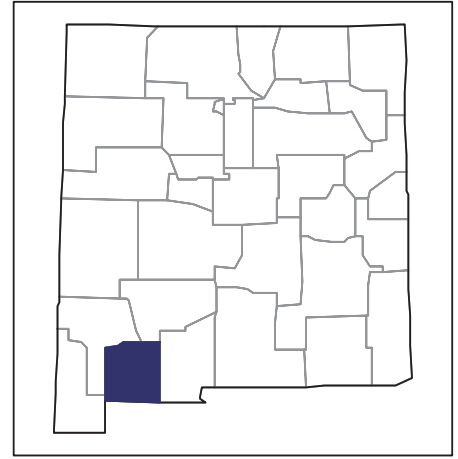
United States Department of Agriculture
National Agricultural Statistics Service

www.agcensus.usda.gov

2007 CENSUS OF AGRICULTURE

Luna County – New Mexico

Farms with White Operators
Compared with All Farms



Data are not available at this geographic level for farms with White operators.



United States Department of Agriculture
National Agricultural Statistics Service

www.agcensus.usda.gov

