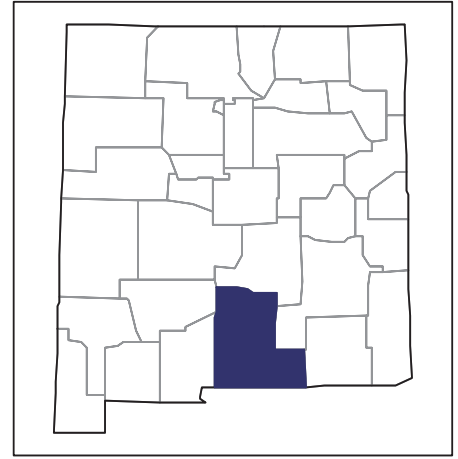


# 2007 CENSUS OF AGRICULTURE

## Otero County – New Mexico

### Farms with Women Principal Operators Compared with All Farms

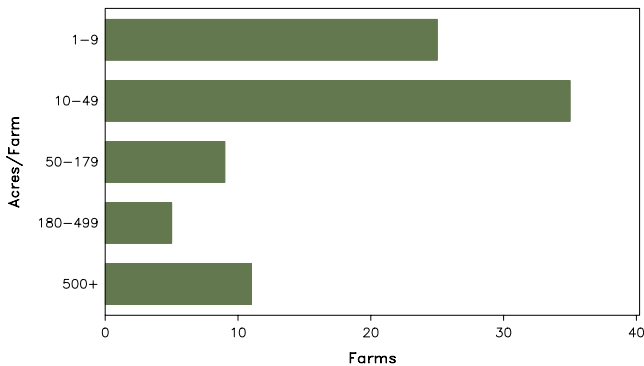


	Women Principal Operators	All Farms
<b>Number of Farms</b>	85	493
<b>Land in Farms</b>	80,678 acres	1,126,432 acres
<b>Average Size of Farm</b>	949 acres	2,285 acres
<b>Market Value of Products Sold</b>	\$1,021,000	\$15,227,000
Crop Sales	\$764,000	\$9,140,000
Livestock Sales	\$256,000	\$6,088,000
Average Per Farm	\$12,010	\$30,887
<b>Government Payments</b>	(D)	\$406,000
Average Per Farm Receiving Payments	(D)	\$13,539

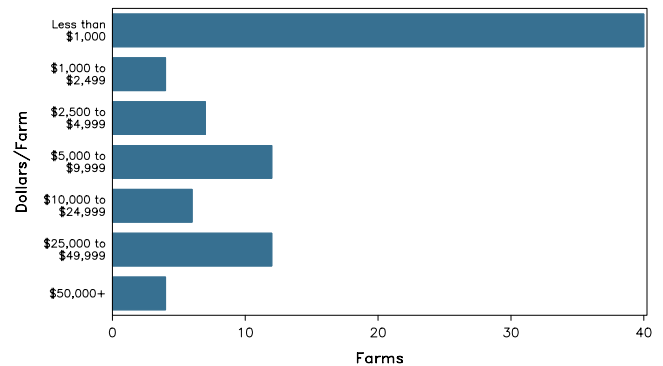
See footnotes on reverse page.

### Farms with Women Principal Operators

Farms by Size



Farms by Economic Size



# 2007 CENSUS OF AGRICULTURE

## Otero County – New Mexico Farms with Women Principal Operators

### Selected Highlights

Item	Farms	Quantity
<b>MARKET VALUE OF AGRICULTURAL PRODUCTS SOLD (\$1,000)</b>		
Total value of agricultural products sold	85	1,021
Value of crops including nursery and greenhouse	38	764
Value of livestock, poultry, and their products	25	256
<b>VALUE OF SALES BY COMMODITY GROUP (\$1,000)</b>		
Grains, oilseeds, dry beans, and dry peas	-	-
Tobacco	-	-
Cotton and cottonseed	-	-
Vegetables, melons, potatoes and sweet potatoes	1	(D)
Fruits, tree nuts, and berries	36	659
Nursery, greenhouse, floriculture, and sod	1	(D)
Cut Christmas trees and short rotation woody crops	-	-
Other crops and hay	4	(D)
Poultry and eggs	9	(D)
Cattle and calves	11	235
Milk and other dairy products from cows	-	-
Hogs and pigs	-	-
Sheep, goats, and their products	9	6
Horses, ponies, mules, burros, and donkeys	3	(D)
Aquaculture	-	-
Other animals and other animal products	1	(D)
<b>TOP CROP ITEMS (acres)</b>		
Forage - land used for all hay and haylage, grass silage, and greenchop	7	105
Pecans, all	19	103
Pistachios	10	65
Apples	19	53
Cherries, sweet	5	6
<b>TOP LIVESTOCK INVENTORY ITEMS (number)</b>		
Cattle and calves	28	886
Layers	12	320
Horses and ponies	45	181
Sheep and lambs	8	159
Goats, all	7	112

### Operator Characteristics

Item	Quantity
Primary occupation:	
Farming	37
Other	48
Days worked off farm:	
None	38
Any	47
Years on present farm:	
2 years or less	9
3 to 4 years	5
5 to 9 years	24
10 years or more	47
Age group:	
Under 45 years	4
45 to 64 years	43
65 years and over	38
Average age of principal operator (years)	63.2

### Economic Characteristics

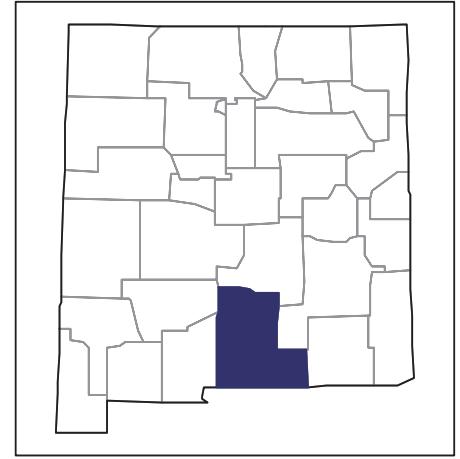
Item	Quantity
Farms by value of sales:	
Less than \$1,000	41
\$1,000 to \$2,499	3
\$2,500 to \$4,999	7
\$5,000 to \$9,999	12
\$10,000 to \$49,999	18
\$50,000 to \$99,999	4
\$100,000 to \$249,999	-
\$250,000 to \$499,999	-
\$500,000 or more	-
Total farm production expenses (\$1,000)	1,503
Average per farm (\$)	17,680
Net cash farm income of operation (\$1,000)	-417
Average per farm (\$)	-4,900
Value of agricultural products sold directly to individuals for human consumption (\$1,000)	19
Total organic product sales (\$1,000)	8
Total income from farm-related sources, gross before taxes and expenses (\$1,000)	64

See "Census of Agriculture, Volume 1, Geographic Area Series" for complete footnotes, explanations, definitions, and methodology.  
(D) Cannot be disclosed. (Z) Less than half of the unit shown.

# 2007 CENSUS OF AGRICULTURE

## Otero County – New Mexico

### Farms with Spanish, Hispanic, or Latino Operators Compared with All Farms

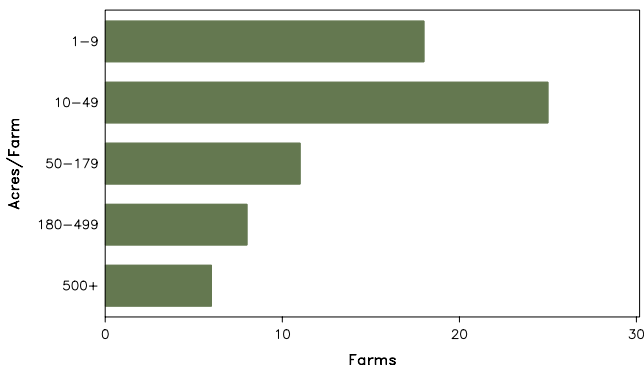


	Spanish, Hispanic, or Latino Operators	All Farms
<b>Number of Farm Operators</b> <sup>1</sup>	81	774
<b>Number of Farms</b>	68	493
<b>Land in Farms</b>	9,517 acres	1,126,432 acres
<b>Average Size of Farm</b>	140 acres	2,285 acres
<b>Market Value of Products Sold</b>	\$2,154,000	\$15,227,000
Crop Sales	\$2,087,000	\$9,140,000
Livestock Sales	\$68,000	\$6,088,000
Average Per Farm	\$31,681	\$30,887
<b>Government Payments</b>	\$3,000	\$406,000
Average Per Farm Receiving Payments	\$987	\$13,539

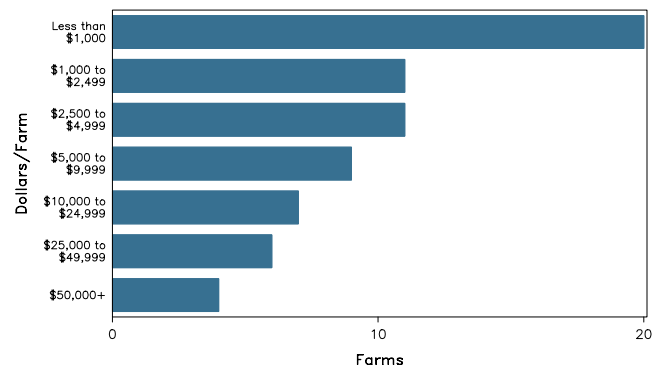
See footnotes on reverse page.

### Farms with Spanish, Hispanic, or Latino Operators

Farms by Size



Farms by Economic Size



# 2007 CENSUS OF AGRICULTURE

## Otero County – New Mexico Farms with Spanish, Hispanic, or Latino Operators

### Selected Highlights

Item	Farms	Quantity
<b>MARKET VALUE OF AGRICULTURAL PRODUCTS SOLD (\$1,000)</b>		
Total value of agricultural products sold	68	2,154
Value of crops including nursery and greenhouse	38	2,087
Value of livestock, poultry, and their products	20	68
<b>VALUE OF SALES BY COMMODITY GROUP (\$1,000)</b>		
Grains, oilseeds, dry beans, and dry peas	-	-
Tobacco	-	-
Cotton and cottonseed	-	-
Vegetables, melons, potatoes and sweet potatoes	1	(D)
Fruits, tree nuts, and berries	37	(D)
Nursery, greenhouse, floriculture, and sod	3	(D)
Cut Christmas trees and short rotation woody crops	-	-
Other crops and hay	4	142
Poultry and eggs	5	(D)
Cattle and calves	12	(D)
Milk and other dairy products from cows	-	-
Hogs and pigs	1	(D)
Sheep, goats, and their products	2	(D)
Horses, ponies, mules, burros, and donkeys	5	14
Aquaculture	-	-
Other animals and other animal products	-	-
<b>TOP CROP ITEMS (acres)</b>		
Pecans, all	18	817
Forage - land used for all hay and haylage, grass silage, and greenchop	11	218
Pistachios	12	74
Apples	11	58
Grapes	5	20
<b>TOP LIVESTOCK INVENTORY ITEMS (number)</b>		
Layers	8	269
Horses and ponies	34	221
Cattle and calves	21	211
Goats, all	8	46
Pullets for laying flock replacement	1	(D)

### Operator Characteristics

Item	Quantity
Primary occupation:	
Farming	26
Other	55
Days worked off farm:	
None	20
Any	61
Years on present farm:	
2 years or less	4
3 to 4 years	9
5 to 9 years	10
10 years or more	58
Age group:	
Under 45 years	11
45 to 64 years	49
65 years and over	21
Average age (years)	56.8

### Economic Characteristics

Item	Quantity
Farms by value of sales:	
Less than \$1,000	20
\$1,000 to \$2,499	11
\$2,500 to \$4,999	11
\$5,000 to \$9,999	9
\$10,000 to \$49,999	13
\$50,000 to \$99,999	3
\$100,000 to \$249,999	-
\$250,000 to \$499,999	-
\$500,000 or more	1
Total farm production expenses (\$1,000)	2,379
Average per farm (\$)	34,984
Net cash farm income of operation (\$1,000)	316
Average per farm (\$)	4,644
Value of agricultural products sold directly to individuals for human consumption (\$1,000)	1
Total organic product sales (\$1,000)	-
Total income from farm-related sources, gross before taxes and expenses (\$1,000)	537

See "Census of Agriculture, Volume 1, Geographic Area Series" for complete footnotes, explanations, definitions, and methodology.

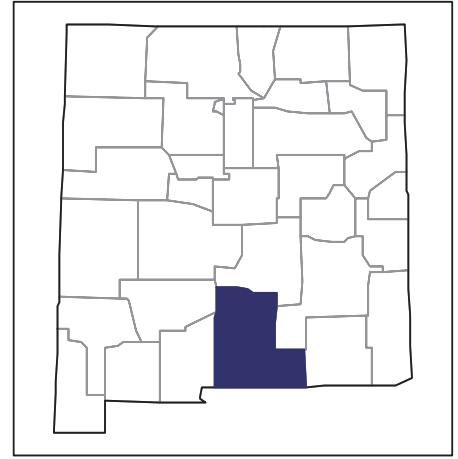
(D) Cannot be disclosed. (Z) Less than half of the unit shown.

<sup>1</sup> Data were collected for a maximum of three operators per farm.

# 2007 CENSUS OF AGRICULTURE

Otero County – New Mexico

Farms with American Indian or Alaska Native Operators Compared with All Farms



Data are not available at this geographic level for farms with American Indian or Alaska Native operators.



United States Department of Agriculture  
National Agricultural Statistics Service

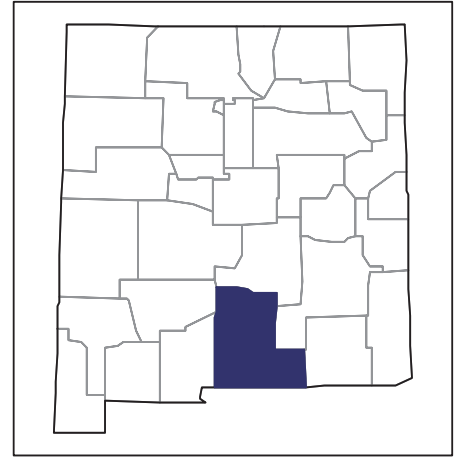
[www.agcensus.usda.gov](http://www.agcensus.usda.gov)



# 2007 CENSUS *OF* **AGRICULTURE**

**Otero County – New Mexico**

**Farms with Asian Operators  
Compared with All Farms**



**Data are not available at this geographic level for farms with Asian operators.**



United States Department of Agriculture  
National Agricultural Statistics Service

[www.agcensus.usda.gov](http://www.agcensus.usda.gov)

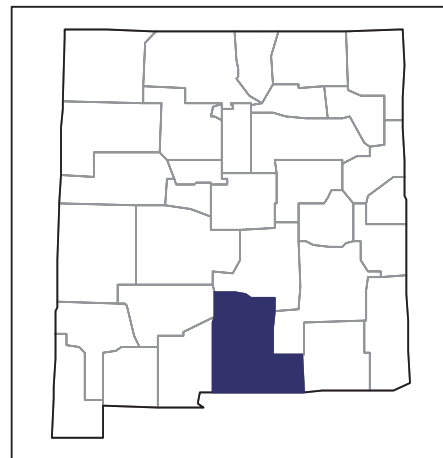




# 2007 CENSUS *OF* **AGRICULTURE**

**Otero County – New Mexico**

**Farms with Black or African American  
Operators Compared with All Farms**



**Data are not available at this geographic level for farms with Black or African American operators.**



United States Department of Agriculture  
National Agricultural Statistics Service

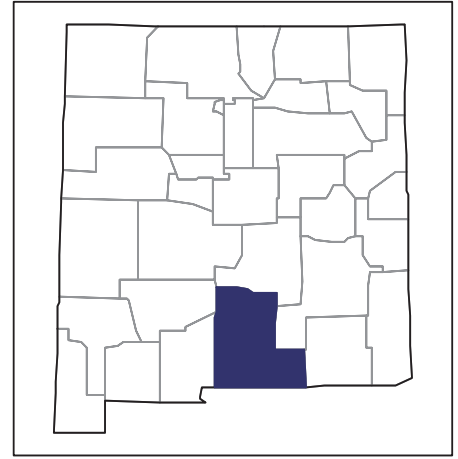
[www.agcensus.usda.gov](http://www.agcensus.usda.gov)



# 2007 CENSUS *OF* AGRICULTURE

Otero County – New Mexico

Farms with Native Hawaiian or Other  
Pacific Islander Operators Compared  
with All Farms



Data are not available at this geographic level for farms with Native Hawaiian or Other Pacific Islander operators.



United States Department of Agriculture  
National Agricultural Statistics Service

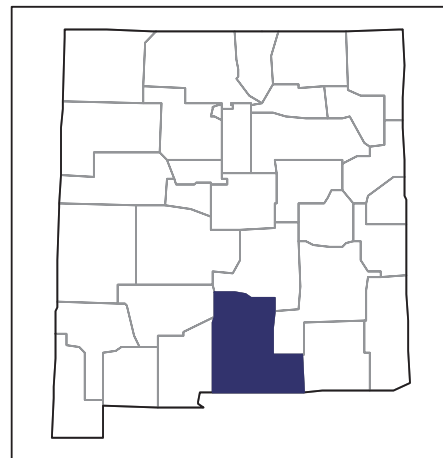
[www.agcensus.usda.gov](http://www.agcensus.usda.gov)



# 2007 CENSUS *OF* AGRICULTURE

Otero County – New Mexico

Farms with White Operators  
Compared with All Farms



Data are not available at this geographic level for farms with White operators.



United States Department of Agriculture  
National Agricultural Statistics Service

[www.agcensus.usda.gov](http://www.agcensus.usda.gov)

