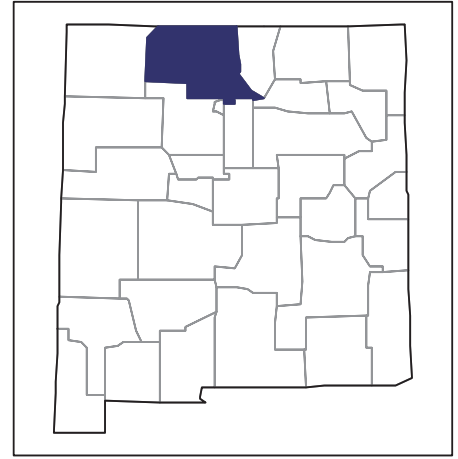


2007 CENSUS OF AGRICULTURE



Rio Arriba County – New Mexico

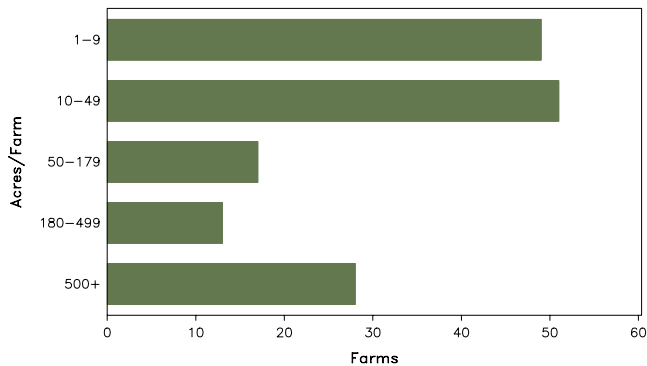
Farms with Women Principal Operators Compared with All Farms

	Women Principal Operators	All Farms
Number of Farms	158	1,312
Land in Farms	61,485 acres	1,460,186 acres
Average Size of Farm	389 acres	1,113 acres
Market Value of Products Sold	\$1,026,000	\$12,763,000
Crop Sales	\$223,000	\$3,888,000
Livestock Sales	\$804,000	\$8,875,000
Average Per Farm	\$6,494	\$9,728
Government Payments	\$18,000	\$323,000
Average Per Farm Receiving Payments	\$2,995	\$3,675

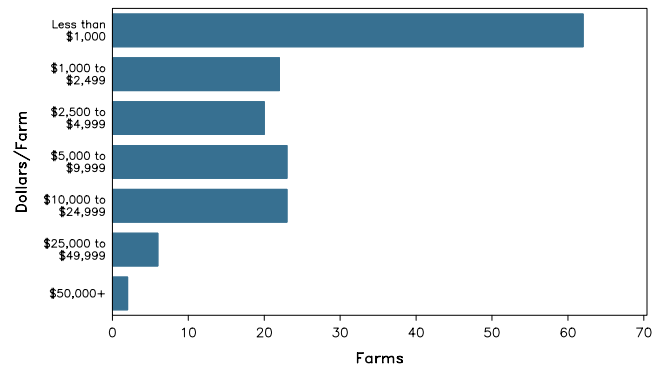
See footnotes on reverse page.

Farms with Women Principal Operators

Farms by Size



Farms by Economic Size



2007 CENSUS OF AGRICULTURE

Rio Arriba County – New Mexico Farms with Women Principal Operators

Selected Highlights

Item	Farms	Quantity
MARKET VALUE OF AGRICULTURAL PRODUCTS SOLD (\$1,000)		
Total value of agricultural products sold	158	1,026
Value of crops including nursery and greenhouse	51	223
Value of livestock, poultry, and their products	72	804
VALUE OF SALES BY COMMODITY GROUP (\$1,000)		
Grains, oilseeds, dry beans, and dry peas	2	(D)
Tobacco	-	-
Cotton and cottonseed	-	-
Vegetables, melons, potatoes and sweet potatoes	8	(D)
Fruits, tree nuts, and berries	27	64
Nursery, greenhouse, floriculture, and sod	5	47
Cut Christmas trees and short rotation woody crops	-	-
Other crops and hay	24	83
Poultry and eggs	17	16
Cattle and calves	43	(D)
Milk and other dairy products from cows	-	-
Hogs and pigs	3	(D)
Sheep, goats, and their products	16	11
Horses, ponies, mules, burros, and donkeys	9	36
Aquaculture	-	-
Other animals and other animal products	5	40
TOP CROP ITEMS (acres)		
Forage - land used for all hay and haylage, grass silage, and greenchop	49	1,190
Apples	42	113
Floriculture crops, total	5	12
Vegetables harvested for sale	12	11
Peaches, all	19	8
TOP LIVESTOCK INVENTORY ITEMS (number)		
Cattle and calves	53	2,098
Colonies of bees	6	882
Layers	20	642
Horses and ponies	67	306
Sheep and lambs	17	216

Operator Characteristics

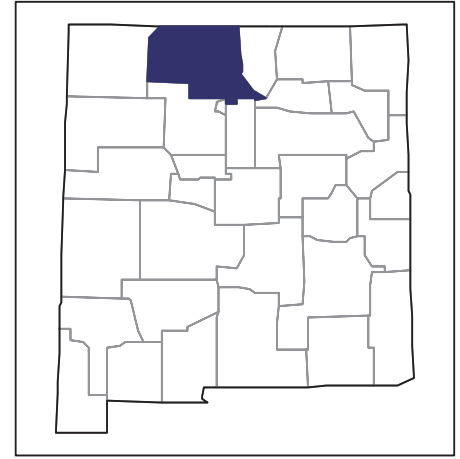
Item	Quantity
Primary occupation:	
Farming	76
Other	82
Days worked off farm:	
None	60
Any	98
Years on present farm:	
2 years or less	7
3 to 4 years	16
5 to 9 years	20
10 years or more	115
Age group:	
Under 45 years	27
45 to 64 years	69
65 years and over	62
Average age of principal operator (years)	59.9

Economic Characteristics

Item	Quantity
Farms by value of sales:	
Less than \$1,000	62
\$1,000 to \$2,499	22
\$2,500 to \$4,999	20
\$5,000 to \$9,999	24
\$10,000 to \$49,999	28
\$50,000 to \$99,999	1
\$100,000 to \$249,999	1
\$250,000 to \$499,999	-
\$500,000 or more	-
Total farm production expenses (\$1,000)	2,478
Average per farm (\$)	15,684
Net cash farm income of operation (\$1,000)	-1,313
Average per farm (\$)	-8,308
Value of agricultural products sold directly to individuals for human consumption (\$1,000)	51
Total organic product sales (\$1,000)	9
Total income from farm-related sources, gross before taxes and expenses (\$1,000)	121

See "Census of Agriculture, Volume 1, Geographic Area Series" for complete footnotes, explanations, definitions, and methodology.
(D) Cannot be disclosed. (Z) Less than half of the unit shown.

2007 CENSUS OF AGRICULTURE



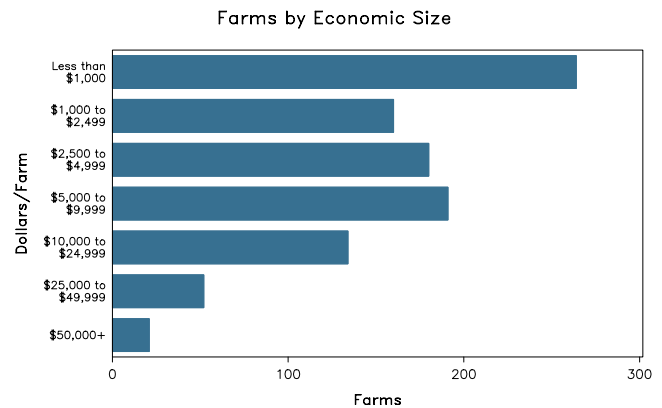
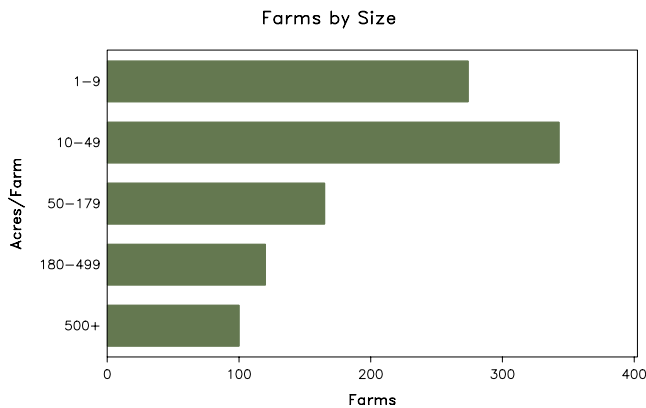
Rio Arriba County – New Mexico

Farms with Spanish, Hispanic, or Latino Operators Compared with All Farms

	Spanish, Hispanic, or Latino Operators	All Farms
Number of Farm Operators ¹	1,400	1,918
Number of Farms	1,002	1,312
Land in Farms	334,777 acres	1,460,186 acres
Average Size of Farm	334 acres	1,113 acres
Market Value of Products Sold	\$8,044,000	\$12,763,000
Crop Sales	\$3,042,000	\$3,888,000
Livestock Sales	\$5,002,000	\$8,875,000
Average Per Farm	\$8,028	\$9,728
Government Payments	\$260,000	\$323,000
Average Per Farm Receiving Payments	\$3,418	\$3,675

See footnotes on reverse page.

Farms with Spanish, Hispanic, or Latino Operators



2007 CENSUS OF AGRICULTURE

Rio Arriba County – New Mexico Farms with Spanish, Hispanic, or Latino Operators

Selected Highlights

Item	Farms	Quantity
MARKET VALUE OF AGRICULTURAL PRODUCTS SOLD (\$1,000)		
Total value of agricultural products sold	1,002	8,044
Value of crops including nursery and greenhouse	511	3,042
Value of livestock, poultry, and their products	468	5,002
VALUE OF SALES BY COMMODITY GROUP (\$1,000)		
Grains, oilseeds, dry beans, and dry peas	23	3
Tobacco	-	-
Cotton and cottonseed	-	-
Vegetables, melons, potatoes and sweet potatoes	112	521
Fruits, tree nuts, and berries	190	1,053
Nursery, greenhouse, floriculture, and sod	8	227
Cut Christmas trees and short rotation woody crops	4	2
Other crops and hay	328	1,235
Poultry and eggs	83	(D)
Cattle and calves	373	4,278
Milk and other dairy products from cows	-	-
Hogs and pigs	8	4
Sheep, goats, and their products	71	290
Horses, ponies, mules, burros, and donkeys	38	(D)
Aquaculture	1	(D)
Other animals and other animal products	11	45
TOP CROP ITEMS (acres)		
Forage - land used for all hay and haylage, grass silage, and greenchop	638	18,006
Apples	204	525
Vegetables harvested for sale	122	180
Peaches, all	71	63
Sweet corn	68	45
TOP LIVESTOCK INVENTORY ITEMS (number)		
Cattle and calves	484	15,884
Sheep and lambs	86	4,322
Layers	96	2,149
Horses and ponies	451	1,996
Colonies of bees	14	914

Operator Characteristics

Item	Quantity
Primary occupation:	
Farming	574
Other	826
Days worked off farm:	
None	274
Any	1,126
Years on present farm:	
2 years or less	61
3 to 4 years	74
5 to 9 years	181
10 years or more	1,084
Age group:	
Under 45 years	312
45 to 64 years	719
65 years and over	369
Average age (years)	55.0

Economic Characteristics

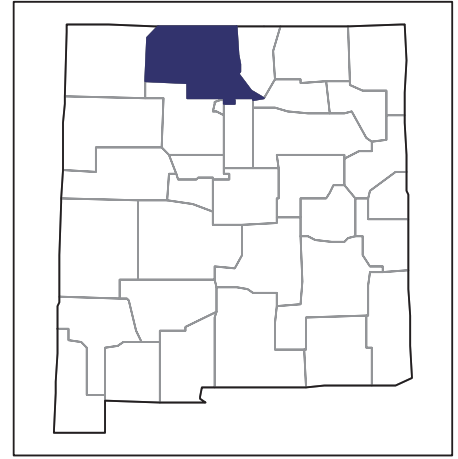
Item	Quantity
Farms by value of sales:	
Less than \$1,000	275
\$1,000 to \$2,499	162
\$2,500 to \$4,999	180
\$5,000 to \$9,999	189
\$10,000 to \$49,999	176
\$50,000 to \$99,999	13
\$100,000 to \$249,999	7
\$250,000 to \$499,999	-
\$500,000 or more	-
Total farm production expenses (\$1,000)	10,622
Average per farm (\$)	10,601
Net cash farm income of operation (\$1,000)	-1,842
Average per farm (\$)	-1,838
Value of agricultural products sold directly to individuals for human consumption (\$1,000)	812
Total organic product sales (\$1,000)	225
Total income from farm-related sources, gross before taxes and expenses (\$1,000)	477

See "Census of Agriculture, Volume 1, Geographic Area Series" for complete footnotes, explanations, definitions, and methodology.

(D) Cannot be disclosed. (Z) Less than half of the unit shown.

¹ Data were collected for a maximum of three operators per farm.

2007 CENSUS OF AGRICULTURE



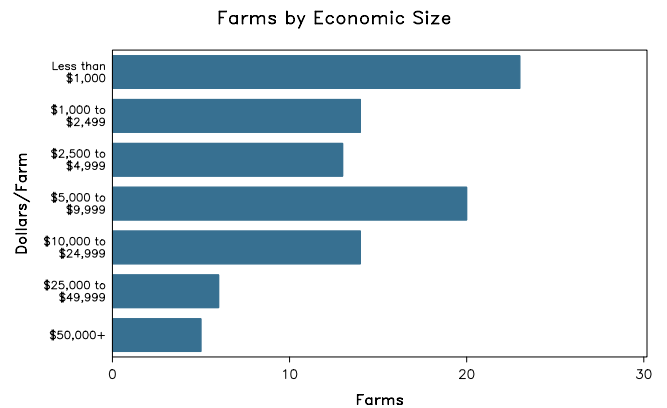
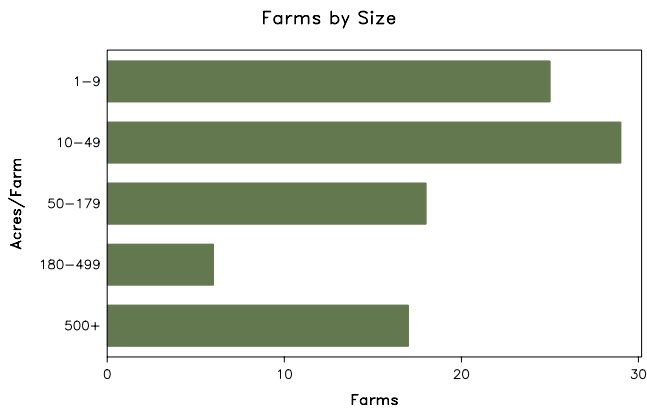
Rio Arriba County – New Mexico

Farms with American Indian or Alaska Native Operators Compared with All Farms

	American Indian or Alaska Native Operators ²	All Farms
Number of Farm Operators ¹	120	1,918
Number of Farms	95	1,312
Land in Farms	(D)	1,460,186 acres
Average Size of Farm	(D)	1,113 acres
Market Value of Products Sold	\$1,699,000	\$12,763,000
Crop Sales	\$296,000	\$3,888,000
Livestock Sales	\$1,403,000	\$8,875,000
Average Per Farm	\$17,882	\$9,728
Government Payments	\$23,000	\$323,000
Average Per Farm Receiving Payments	\$3,798	\$3,675

See footnotes on reverse page.

Farms with American Indian or Alaska Native Operators



2007 CENSUS OF AGRICULTURE

Rio Arriba County – New Mexico Farms with American Indian or Alaska Native Operators

Selected Highlights

Item	Farms	Quantity
MARKET VALUE OF AGRICULTURAL PRODUCTS SOLD (\$1,000)		
Total value of agricultural products sold	95	1,699
Value of crops including nursery and greenhouse	29	296
Value of livestock, poultry, and their products	62	1,403
VALUE OF SALES BY COMMODITY GROUP (\$1,000)		
Grains, oilseeds, dry beans, and dry peas	-	-
Tobacco	-	-
Cotton and cottonseed	-	-
Vegetables, melons, potatoes and sweet potatoes	7	(D)
Fruits, tree nuts, and berries	10	72
Nursery, greenhouse, floriculture, and sod	1	(D)
Cut Christmas trees and short rotation woody crops	-	-
Other crops and hay	16	165
Poultry and eggs	5	2
Cattle and calves	51	1,319
Milk and other dairy products from cows	-	-
Hogs and pigs	-	-
Sheep, goats, and their products	14	25
Horses, ponies, mules, burros, and donkeys	9	18
Aquaculture	-	-
Other animals and other animal products	4	40
TOP CROP ITEMS (acres)		
Forage - land used for all hay and haylage, grass silage, and greenchop	37	1,895
Vegetables harvested for sale	10	(D)
Sweet corn	8	(D)
Apples	10	70
Peppers, other than Bell (including chile)	5	(D)
TOP LIVESTOCK INVENTORY ITEMS (number)		
Cattle and calves	59	5,399
Colonies of bees	5	881
Horses and ponies	49	812
Sheep and lambs	14	525
Goats, all	7	131

Operator Characteristics

Item	Quantity
Primary occupation:	
Farming	46
Other	74
Days worked off farm:	
None	26
Any	94
Years on present farm:	
2 years or less	7
3 to 4 years	5
5 to 9 years	9
10 years or more	99
Age group:	
Under 45 years	36
45 to 64 years	65
65 years and over	19
Average age (years)	52.1

Economic Characteristics

Item	Quantity
Farms by value of sales:	
Less than \$1,000	23
\$1,000 to \$2,499	14
\$2,500 to \$4,999	13
\$5,000 to \$9,999	21
\$10,000 to \$49,999	19
\$50,000 to \$99,999	3
\$100,000 to \$249,999	1
\$250,000 to \$499,999	-
\$500,000 or more	1
Total farm production expenses (\$1,000)	1,601
Average per farm (\$)	16,855
Net cash farm income of operation (\$1,000)	137
Average per farm (\$)	1,444
Value of agricultural products sold directly to individuals for human consumption (\$1,000)	50
Total organic product sales (\$1,000)	15
Total income from farm-related sources, gross before taxes and expenses (\$1,000)	17

See "Census of Agriculture, Volume 1, Geographic Area Series" for complete footnotes, explanations, definitions, and methodology.

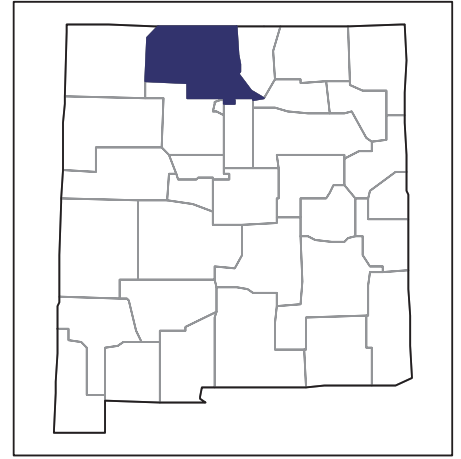
(D) Cannot be disclosed. (Z) Less than half of the unit shown.

¹ Data were collected for a maximum of three operators per farm. ² Operators reporting selected race alone or in combination with other races.

2007 CENSUS *OF* **AGRICULTURE**

Rio Arriba County – New Mexico

**Farms with Asian Operators
Compared with All Farms**



Data are not available at this geographic level for farms with Asian operators.



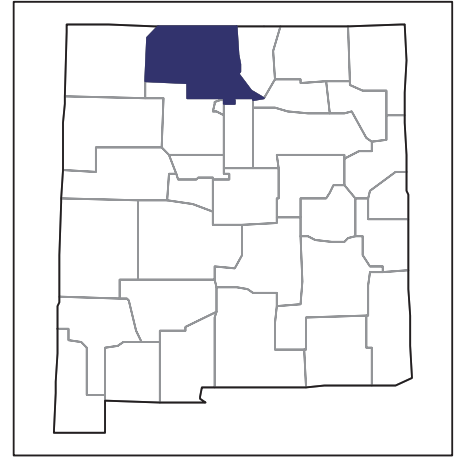
United States Department of Agriculture
National Agricultural Statistics Service

www.agcensus.usda.gov

2007 CENSUS *OF* **AGRICULTURE**

Rio Arriba County – New Mexico

**Farms with Black or African American
Operators Compared with All Farms**



Data are not available at this geographic level for farms with Black or African American operators.



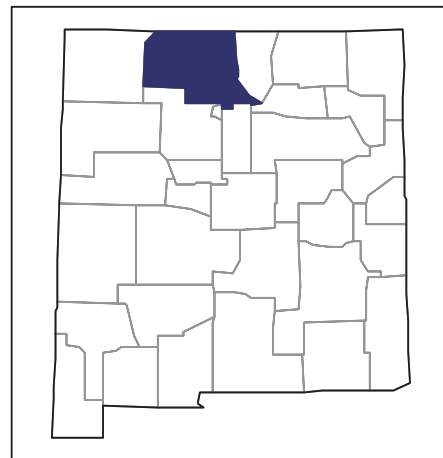
United States Department of Agriculture
National Agricultural Statistics Service

www.agcensus.usda.gov

2007 CENSUS *OF* AGRICULTURE

Rio Arriba County – New Mexico

**Farms with Native Hawaiian or Other
Pacific Islander Operators Compared
with All Farms**



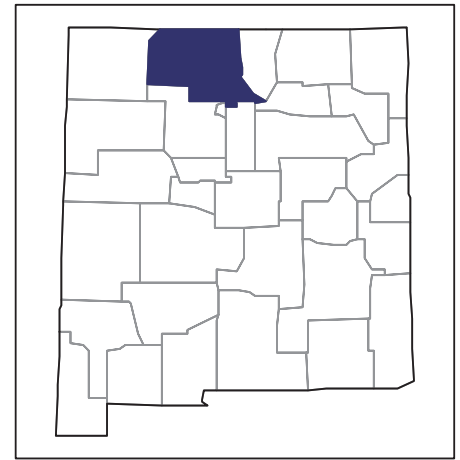
Data are not available at this geographic level for farms with Native Hawaiian or Other Pacific Islander operators.



United States Department of Agriculture
National Agricultural Statistics Service

www.agcensus.usda.gov

2007 CENSUS OF AGRICULTURE



Rio Arriba County – New Mexico

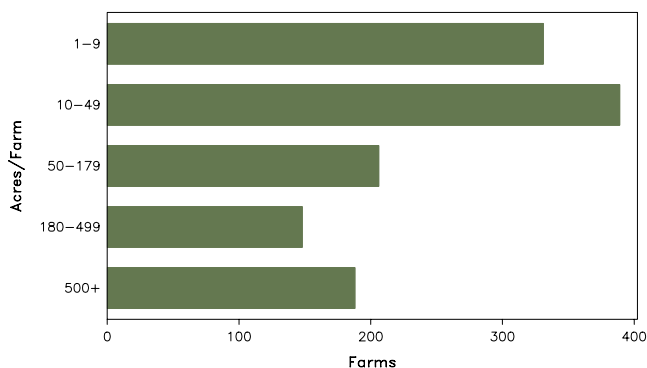
Farms with White Operators Compared with All Farms

	White Operators ²	All Farms
Number of Farm Operators ¹	1,820	1,918
Number of Farms	1,262	1,312
Land in Farms	(D)	1,460,186 acres
Average Size of Farm	(D)	1,113 acres
Market Value of Products Sold	\$12,422,000	\$12,763,000
Crop Sales	\$3,753,000	\$3,888,000
Livestock Sales	\$8,669,000	\$8,875,000
Average Per Farm	\$9,843	\$9,728
Government Payments	\$313,000	\$323,000
Average Per Farm Receiving Payments	\$3,770	\$3,675

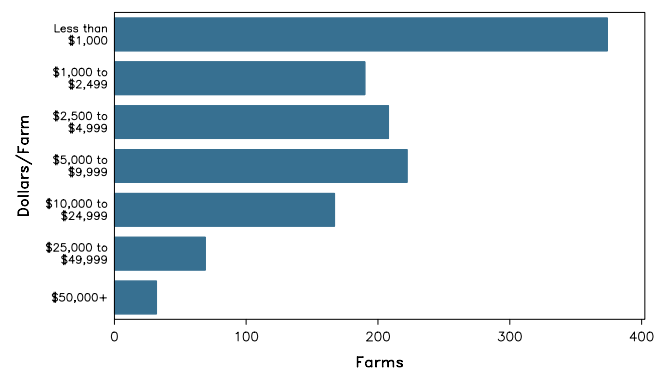
See footnotes on reverse page.

Farms with White Operators

Farms by Size



Farms by Economic Size



2007 CENSUS OF AGRICULTURE

Rio Arriba County – New Mexico Farms with White Operators

Selected Highlights

Item	Farms	Quantity
MARKET VALUE OF AGRICULTURAL PRODUCTS SOLD (\$1,000)		
Total value of agricultural products sold	1,262	12,422
Value of crops including nursery and greenhouse	586	3,753
Value of livestock, poultry, and their products	577	8,669
VALUE OF SALES BY COMMODITY GROUP (\$1,000)		
Grains, oilseeds, dry beans, and dry peas	32	8
Tobacco	-	-
Cotton and cottonseed	-	-
Vegetables, melons, potatoes and sweet potatoes	133	(D)
Fruits, tree nuts, and berries	223	1,198
Nursery, greenhouse, floriculture, and sod	19	(D)
Cut Christmas trees and short rotation woody crops	4	2
Other crops and hay	358	1,322
Poultry and eggs	109	106
Cattle and calves	443	7,713
Milk and other dairy products from cows	-	-
Hogs and pigs	8	4
Sheep, goats, and their products	87	393
Horses, ponies, mules, burros, and donkeys	62	135
Aquaculture	1	(D)
Other animals and other animal products	21	(D)
TOP CROP ITEMS (acres)		
Forage - land used for all hay and haylage, grass silage, and greenchop	697	19,896
Apples	248	590
Vegetables harvested for sale	146	211
Nursery stock	3	(D)
Peaches, all	89	70
TOP LIVESTOCK INVENTORY ITEMS (number)		
Cattle and calves	572	23,898
Sheep and lambs	99	4,712
Layers	128	3,015
Horses and ponies	563	2,901
Turkeys	16	(D)

Operator Characteristics

Item	Quantity
Primary occupation:	
Farming	748
Other	1,072
Days worked off farm:	
None	390
Any	1,430
Years on present farm:	
2 years or less	84
3 to 4 years	113
5 to 9 years	265
10 years or more	1,358
Age group:	
Under 45 years	375
45 to 64 years	968
65 years and over	477
Average age (years)	55.5

Economic Characteristics

Item	Quantity
Farms by value of sales:	
Less than \$1,000	387
\$1,000 to \$2,499	190
\$2,500 to \$4,999	208
\$5,000 to \$9,999	223
\$10,000 to \$49,999	223
\$50,000 to \$99,999	16
\$100,000 to \$249,999	11
\$250,000 to \$499,999	2
\$500,000 or more	2
Total farm production expenses (\$1,000)	16,419
Average per farm (\$)	13,010
Net cash farm income of operation (\$1,000)	-549
Average per farm (\$)	-435
Value of agricultural products sold directly to individuals for human consumption (\$1,000)	1,000
Total organic product sales (\$1,000)	359
Total income from farm-related sources, gross before taxes and expenses (\$1,000)	3,136

See "Census of Agriculture, Volume 1, Geographic Area Series" for complete footnotes, explanations, definitions, and methodology.

(D) Cannot be disclosed. (Z) Less than half of the unit shown.

¹ Data were collected for a maximum of three operators per farm. ² Operators reporting selected race alone or in combination with other races.