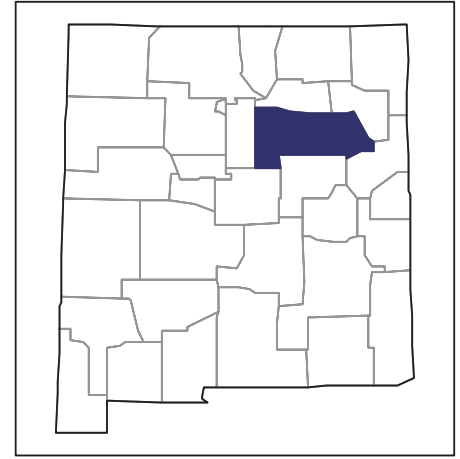


2007 CENSUS OF AGRICULTURE



San Miguel County – New Mexico

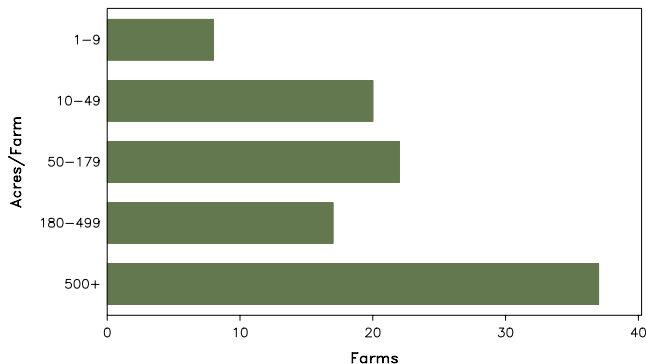
Farms with Women Principal Operators Compared with All Farms

	Women Principal Operators	All Farms
Number of Farms	104	765
Land in Farms	191,305 acres	2,241,222 acres
Average Size of Farm	1,839 acres	2,930 acres
Market Value of Products Sold	\$2,026,000	\$17,186,000
Crop Sales	\$60,000	\$1,291,000
Livestock Sales	\$1,966,000	\$15,895,000
Average Per Farm	\$19,484	\$22,465
Government Payments	\$38,000	\$502,000
Average Per Farm Receiving Payments	\$4,764	\$10,903

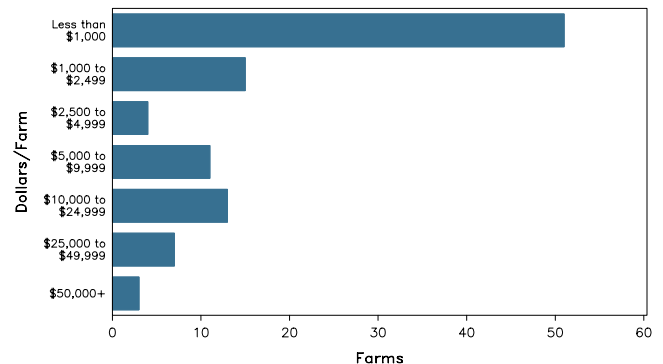
See footnotes on reverse page.

Farms with Women Principal Operators

Farms by Size



Farms by Economic Size



2007 CENSUS OF AGRICULTURE

San Miguel County – New Mexico Farms with Women Principal Operators

Selected Highlights

Item	Farms	Quantity
MARKET VALUE OF AGRICULTURAL PRODUCTS SOLD (\$1,000)		
Total value of agricultural products sold	104	2,026
Value of crops including nursery and greenhouse	14	60
Value of livestock, poultry, and their products	54	1,966
VALUE OF SALES BY COMMODITY GROUP (\$1,000)		
Grains, oilseeds, dry beans, and dry peas	4	2
Tobacco	-	-
Cotton and cottonseed	-	-
Vegetables, melons, potatoes and sweet potatoes	3	6
Fruits, tree nuts, and berries	2	(D)
Nursery, greenhouse, floriculture, and sod	2	(D)
Cut Christmas trees and short rotation woody crops	-	-
Other crops and hay	13	50
Poultry and eggs	9	(D)
Cattle and calves	45	1,943
Milk and other dairy products from cows	-	-
Hogs and pigs	3	(D)
Sheep, goats, and their products	5	10
Horses, ponies, mules, burros, and donkeys	4	7
Aquaculture	-	-
Other animals and other animal products	4	4
TOP CROP ITEMS (acres)		
Forage - land used for all hay and haylage, grass silage, and greenchop	20	422
Corn for grain	2	(D)
Vegetables harvested for sale	3	7
Sweet corn	2	(D)
Apples	2	(D)
TOP LIVESTOCK INVENTORY ITEMS (number)		
Cattle and calves	58	4,704
Horses and ponies	51	227
Layers	6	110
Sheep and lambs	3	110
Goats, all	8	56

Operator Characteristics

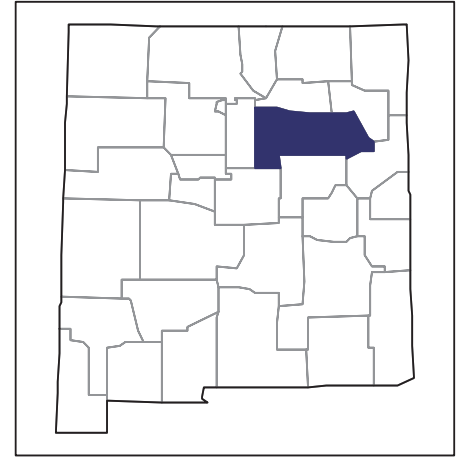
Item	Quantity
Primary occupation:	
Farming	34
Other	70
Days worked off farm:	
None	44
Any	60
Years on present farm:	
2 years or less	-
3 to 4 years	2
5 to 9 years	22
10 years or more	80
Age group:	
Under 45 years	11
45 to 64 years	56
65 years and over	37
Average age of principal operator (years)	60.9

Economic Characteristics

Item	Quantity
Farms by value of sales:	
Less than \$1,000	51
\$1,000 to \$2,499	15
\$2,500 to \$4,999	4
\$5,000 to \$9,999	12
\$10,000 to \$49,999	19
\$50,000 to \$99,999	-
\$100,000 to \$249,999	1
\$250,000 to \$499,999	-
\$500,000 or more	2
Total farm production expenses (\$1,000)	2,368
Average per farm (\$)	22,772
Net cash farm income of operation (\$1,000)	-245
Average per farm (\$)	-2,359
Value of agricultural products sold directly to individuals for human consumption (\$1,000)	17
Total organic product sales (\$1,000)	(D)
Total income from farm-related sources, gross before taxes and expenses (\$1,000)	59

See "Census of Agriculture, Volume 1, Geographic Area Series" for complete footnotes, explanations, definitions, and methodology.
(D) Cannot be disclosed. (Z) Less than half of the unit shown.

2007 CENSUS OF AGRICULTURE



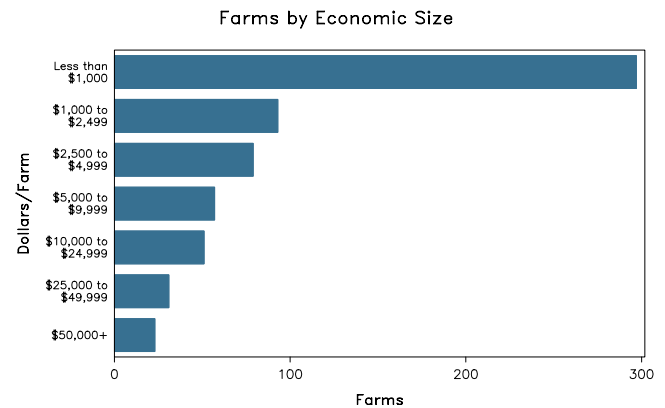
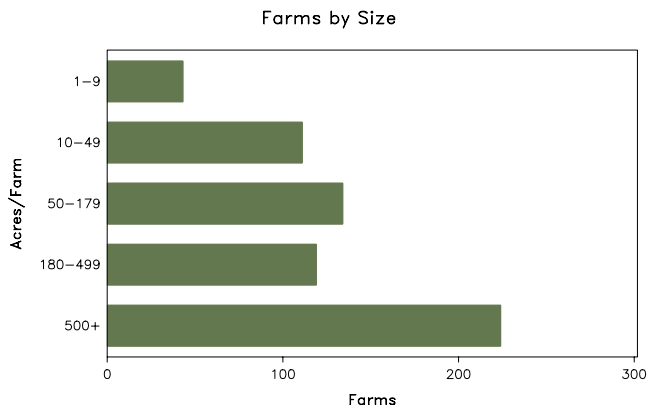
San Miguel County – New Mexico

Farms with Spanish, Hispanic, or Latino Operators Compared with All Farms

	Spanish, Hispanic, or Latino Operators	All Farms
Number of Farm Operators ¹	863	1,125
Number of Farms	631	765
Land in Farms	718,014 acres	2,241,222 acres
Average Size of Farm	1,138 acres	2,930 acres
Market Value of Products Sold	\$5,036,000	\$17,186,000
Crop Sales	\$1,078,000	\$1,291,000
Livestock Sales	\$3,958,000	\$15,895,000
Average Per Farm	\$7,981	\$22,465
Government Payments	\$351,000	\$502,000
Average Per Farm Receiving Payments	\$10,031	\$10,903

See footnotes on reverse page.

Farms with Spanish, Hispanic, or Latino Operators



2007 CENSUS OF AGRICULTURE

San Miguel County – New Mexico Farms with Spanish, Hispanic, or Latino Operators

Selected Highlights

Item	Farms	Quantity
MARKET VALUE OF AGRICULTURAL PRODUCTS SOLD (\$1,000)		
Total value of agricultural products sold	631	5,036
Value of crops including nursery and greenhouse	77	1,078
Value of livestock, poultry, and their products	358	3,958
VALUE OF SALES BY COMMODITY GROUP (\$1,000)		
Grains, oilseeds, dry beans, and dry peas	9	(D)
Tobacco	-	-
Cotton and cottonseed	-	-
Vegetables, melons, potatoes and sweet potatoes	5	6
Fruits, tree nuts, and berries	7	(D)
Nursery, greenhouse, floriculture, and sod	-	-
Cut Christmas trees and short rotation woody crops	1	(D)
Other crops and hay	64	(D)
Poultry and eggs	55	22
Cattle and calves	309	(D)
Milk and other dairy products from cows	3	18
Hogs and pigs	9	(D)
Sheep, goats, and their products	20	(D)
Horses, ponies, mules, burros, and donkeys	21	107
Aquaculture	1	(D)
Other animals and other animal products	4	4
TOP CROP ITEMS (acres)		
Forage - land used for all hay and haylage, grass silage, and greenchop	150	4,803
Oats for grain	5	118
Corn for grain	4	104
Soybeans for beans	1	(D)
Cut Christmas trees	1	(D)
TOP LIVESTOCK INVENTORY ITEMS (number)		
Cattle and calves	418	13,114
Horses and ponies	366	1,401
Layers	57	1,152
Sheep and lambs	20	(D)
Goats, all	34	345

Operator Characteristics

Item	Quantity
Primary occupation:	
Farming	383
Other	480
Days worked off farm:	
None	277
Any	586
Years on present farm:	
2 years or less	22
3 to 4 years	44
5 to 9 years	111
10 years or more	686
Age group:	
Under 45 years	143
45 to 64 years	430
65 years and over	290
Average age (years)	58.5

Economic Characteristics

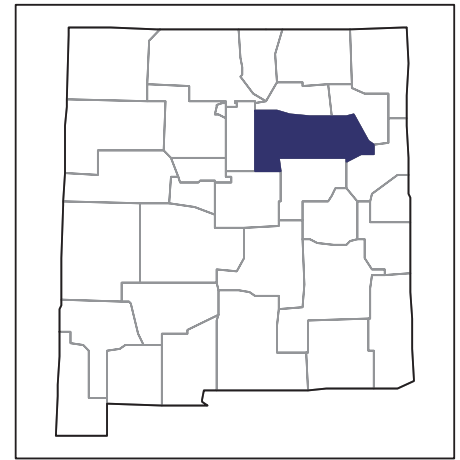
Item	Quantity
Farms by value of sales:	
Less than \$1,000	297
\$1,000 to \$2,499	97
\$2,500 to \$4,999	81
\$5,000 to \$9,999	60
\$10,000 to \$49,999	74
\$50,000 to \$99,999	13
\$100,000 to \$249,999	7
\$250,000 to \$499,999	1
\$500,000 or more	1
Total farm production expenses (\$1,000)	8,433
Average per farm (\$)	13,365
Net cash farm income of operation (\$1,000)	-2,550
Average per farm (\$)	-4,041
Value of agricultural products sold directly to individuals for human consumption (\$1,000)	51
Total organic product sales (\$1,000)	(D)
Total income from farm-related sources, gross before taxes and expenses (\$1,000)	496

See "Census of Agriculture, Volume 1, Geographic Area Series" for complete footnotes, explanations, definitions, and methodology.

(D) Cannot be disclosed. (Z) Less than half of the unit shown.

¹ Data were collected for a maximum of three operators per farm.

2007 CENSUS OF AGRICULTURE



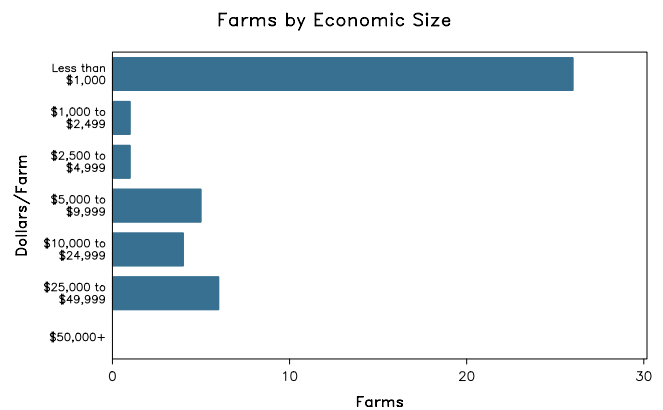
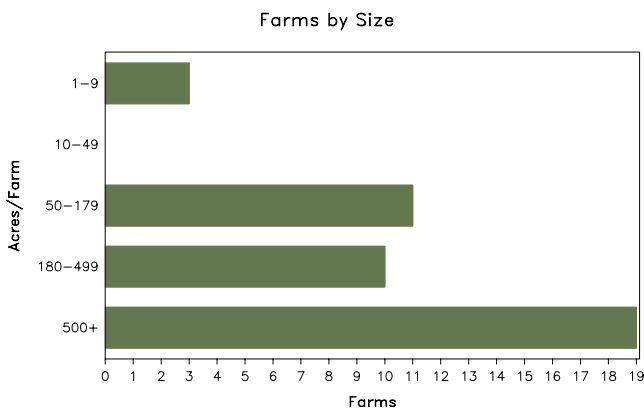
San Miguel County – New Mexico

Farms with American Indian or Alaska Native Operators Compared with All Farms

	American Indian or Alaska Native Operators ²	All Farms
Number of Farm Operators ¹	46	1,125
Number of Farms	43	765
Land in Farms	89,950 acres	2,241,222 acres
Average Size of Farm	2,092 acres	2,930 acres
Market Value of Products Sold	\$178,000	\$17,186,000
Crop Sales	-	\$1,291,000
Livestock Sales	\$178,000	\$15,895,000
Average Per Farm	\$4,130	\$22,465
Government Payments	\$129,000	\$502,000
Average Per Farm Receiving Payments	\$25,780	\$10,903

See footnotes on reverse page.

Farms with American Indian or Alaska Native Operators



2007 CENSUS OF AGRICULTURE

San Miguel County – New Mexico Farms with American Indian or Alaska Native Operators

Selected Highlights

Item	Farms	Quantity
MARKET VALUE OF AGRICULTURAL PRODUCTS SOLD (\$1,000)		
Total value of agricultural products sold	43	178
Value of crops including nursery and greenhouse	-	-
Value of livestock, poultry, and their products	26	178
VALUE OF SALES BY COMMODITY GROUP (\$1,000)		
Grains, oilseeds, dry beans, and dry peas	-	-
Tobacco	-	-
Cotton and cottonseed	-	-
Vegetables, melons, potatoes and sweet potatoes	-	-
Fruits, tree nuts, and berries	-	-
Nursery, greenhouse, floriculture, and sod	-	-
Cut Christmas trees and short rotation woody crops	-	-
Other crops and hay	-	-
Poultry and eggs	3	2
Cattle and calves	20	171
Milk and other dairy products from cows	-	-
Hogs and pigs	3	(D)
Sheep, goats, and their products	-	-
Horses, ponies, mules, burros, and donkeys	1	(D)
Aquaculture	-	-
Other animals and other animal products	-	-
TOP CROP ITEMS (acres)		
Forage - land used for all hay and haylage, grass silage, and greenchop	3	18
TOP LIVESTOCK INVENTORY ITEMS (number)		
Cattle and calves	27	1,220
Horses and ponies	30	146
Layers	3	114
Goats, all	3	72
Mules, burros, and donkeys	1	(D)

Operator Characteristics

Item	Quantity
Primary occupation:	
Farming	20
Other	26
Days worked off farm:	
None	16
Any	30
Years on present farm:	
2 years or less	-
3 to 4 years	5
5 to 9 years	3
10 years or more	38
Age group:	
Under 45 years	9
45 to 64 years	19
65 years and over	18
Average age (years)	59.6

Economic Characteristics

Item	Quantity
Farms by value of sales:	
Less than \$1,000	26
\$1,000 to \$2,499	1
\$2,500 to \$4,999	3
\$5,000 to \$9,999	7
\$10,000 to \$49,999	6
\$50,000 to \$99,999	-
\$100,000 to \$249,999	-
\$250,000 to \$499,999	-
\$500,000 or more	-
Total farm production expenses (\$1,000)	1,018
Average per farm (\$)	23,672
Net cash farm income of operation (\$1,000)	-673
Average per farm (\$)	-15,641
Value of agricultural products sold directly to individuals for human consumption (\$1,000)	(D)
Total organic product sales (\$1,000)	(D)
Total income from farm-related sources, gross before taxes and expenses (\$1,000)	(D)

See "Census of Agriculture, Volume 1, Geographic Area Series" for complete footnotes, explanations, definitions, and methodology.

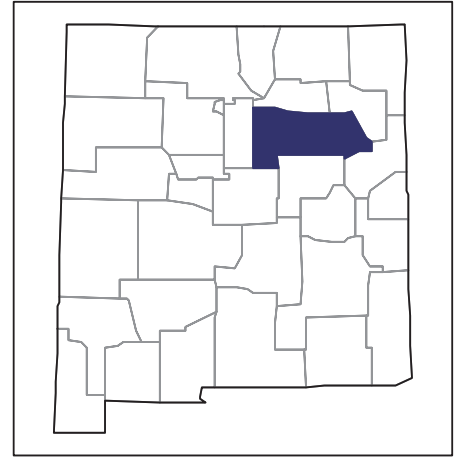
(D) Cannot be disclosed. (Z) Less than half of the unit shown.

¹ Data were collected for a maximum of three operators per farm. ² Operators reporting selected race alone or in combination with other races.

2007 CENSUS *OF* AGRICULTURE

San Miguel County – New Mexico

**Farms with Asian Operators
Compared with All Farms**



Data are not available at this geographic level for farms with Asian operators.



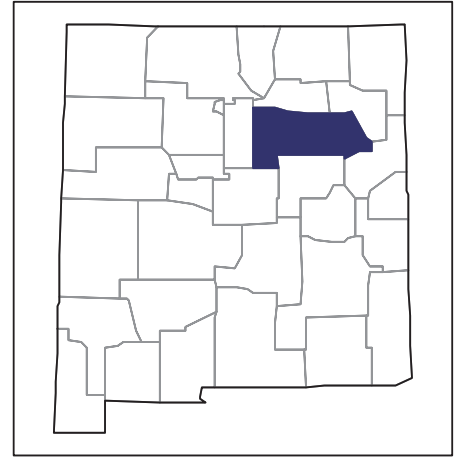
United States Department of Agriculture
National Agricultural Statistics Service

www.agcensus.usda.gov

2007 CENSUS *OF* AGRICULTURE

San Miguel County – New Mexico

**Farms with Black or African American
Operators Compared with All Farms**



Data are not available at this geographic level for farms with Black or African American operators.



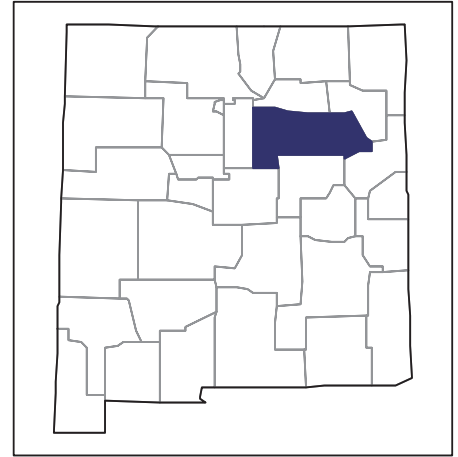
United States Department of Agriculture
National Agricultural Statistics Service

www.agcensus.usda.gov

2007 CENSUS *OF* AGRICULTURE

San Miguel County – New Mexico

Farms with Native Hawaiian or Other Pacific Islander Operators Compared with All Farms



Data are not available at this geographic level for farms with Native Hawaiian or Other Pacific Islander operators.



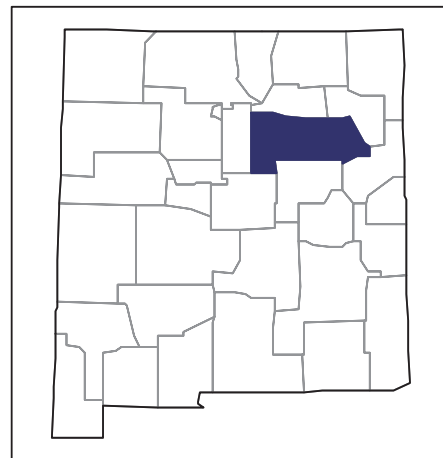
United States Department of Agriculture
National Agricultural Statistics Service

www.agcensus.usda.gov

2007 CENSUS *OF* AGRICULTURE

San Miguel County – New Mexico

**Farms with White Operators
Compared with All Farms**



Data are not available at this geographic level for farms with White operators.



United States Department of Agriculture
National Agricultural Statistics Service

www.agcensus.usda.gov

