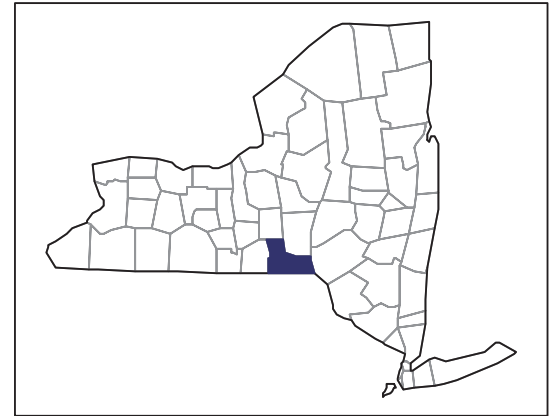


2007 CENSUS OF AGRICULTURE



Broome County – New York

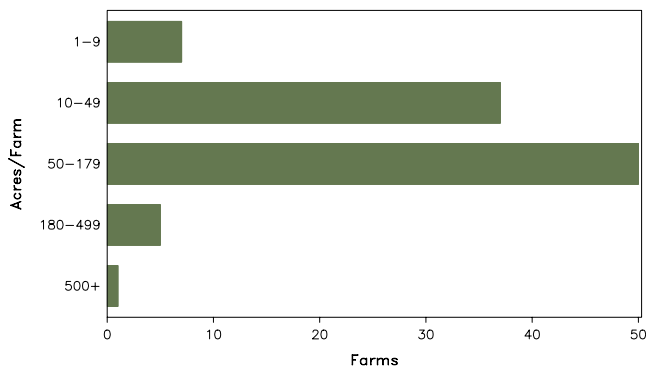
Farms with Women Principal Operators Compared with All Farms

	Women Principal Operators	All Farms
Number of Farms	100	580
Land in Farms	8,439 acres	86,613 acres
Average Size of Farm	84 acres	149 acres
Market Value of Products Sold	\$1,296,000	\$29,885,000
Crop Sales	\$1,036,000	\$5,547,000
Livestock Sales	\$260,000	\$24,337,000
Average Per Farm	\$12,963	\$51,526
Government Payments	\$45,000	\$754,000
Average Per Farm Receiving Payments	\$2,842	\$6,035

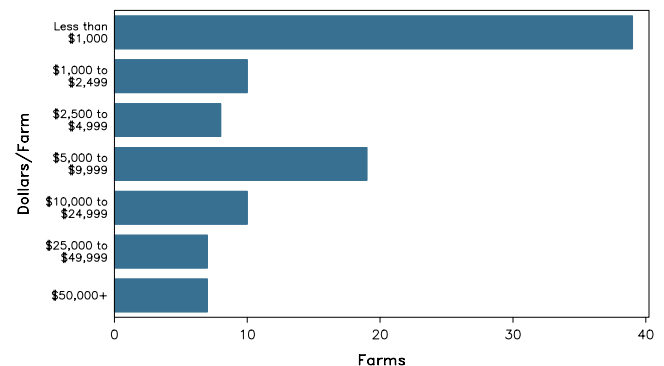
See footnotes on reverse page.

Farms with Women Principal Operators

Farms by Size



Farms by Economic Size



2007 CENSUS OF AGRICULTURE

Broome County – New York Farms with Women Principal Operators

Selected Highlights

Item	Farms	Quantity
MARKET VALUE OF AGRICULTURAL PRODUCTS SOLD (\$1,000)		
Total value of agricultural products sold	100	1,296
Value of crops including nursery and greenhouse	40	1,036
Value of livestock, poultry, and their products	47	260
VALUE OF SALES BY COMMODITY GROUP (\$1,000)		
Grains, oilseeds, dry beans, and dry peas	4	22
Tobacco	-	-
Cotton and cottonseed	-	-
Vegetables, melons, potatoes and sweet potatoes	8	198
Fruits, tree nuts, and berries	9	314
Nursery, greenhouse, floriculture, and sod	6	251
Cut Christmas trees and short rotation woody crops	3	118
Other crops and hay	22	134
Poultry and eggs	18	(D)
Cattle and calves	13	(D)
Milk and other dairy products from cows	3	18
Hogs and pigs	2	(D)
Sheep, goats, and their products	10	(D)
Horses, ponies, mules, burros, and donkeys	17	99
Aquaculture	-	-
Other animals and other animal products	4	10
TOP CROP ITEMS (acres)		
Forage - land used for all hay and haylage, grass silage, and greenchop	37	2,022
Land in berries	7	73
Vegetables harvested for sale	8	64
Oats for grain	2	(D)
Corn for grain	1	(D)
TOP LIVESTOCK INVENTORY ITEMS (number)		
Layers	24	1,018
Horses and ponies	59	517
Cattle and calves	25	359
Broilers and other meat-type chickens	4	300
Sheep and lambs	6	223

Operator Characteristics

Item	Quantity
Primary occupation:	
Farming	36
Other	64
Days worked off farm:	
None	28
Any	72
Years on present farm:	
2 years or less	4
3 to 4 years	8
5 to 9 years	29
10 years or more	59
Age group:	
Under 45 years	28
45 to 64 years	54
65 years and over	18
Average age of principal operator (years)	52.0

Economic Characteristics

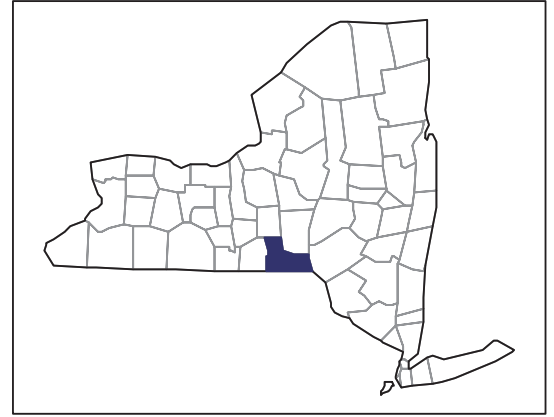
Item	Quantity
Farms by value of sales:	
Less than \$1,000	39
\$1,000 to \$2,499	11
\$2,500 to \$4,999	10
\$5,000 to \$9,999	18
\$10,000 to \$49,999	15
\$50,000 to \$99,999	5
\$100,000 to \$249,999	1
\$250,000 to \$499,999	1
\$500,000 or more	-
Total farm production expenses (\$1,000)	2,460
Average per farm (\$)	24,597
Net cash farm income of operation (\$1,000)	-250
Average per farm (\$)	-2,503
Value of agricultural products sold directly to individuals for human consumption (\$1,000)	368
Total organic product sales (\$1,000)	(D)
Total income from farm-related sources, gross before taxes and expenses (\$1,000)	868

See "Census of Agriculture, Volume 1, Geographic Area Series" for complete footnotes, explanations, definitions, and methodology.
(D) Cannot be disclosed. (Z) Less than half of the unit shown.

2007 CENSUS *OF* AGRICULTURE

Broome County – New York

**Farms with Spanish, Hispanic, or
Latino Operators Compared with
All Farms**



Data are not available at this geographic level for farms with Spanish, Hispanic, or Latino operators.



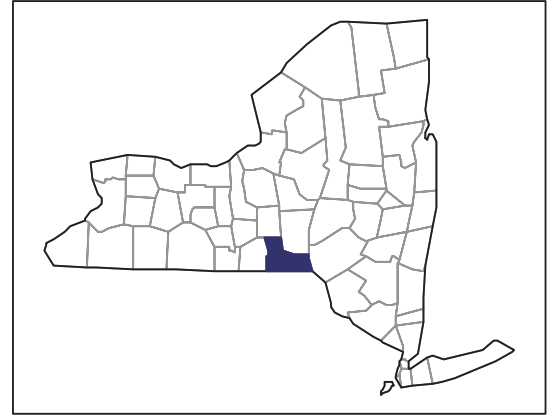
United States Department of Agriculture
National Agricultural Statistics Service

www.agcensus.usda.gov

2007 CENSUS OF AGRICULTURE

Broome County – New York

Farms with American Indian or Alaska Native Operators Compared with All Farms



Data are not available at this geographic level for farms with American Indian or Alaska Native operators.



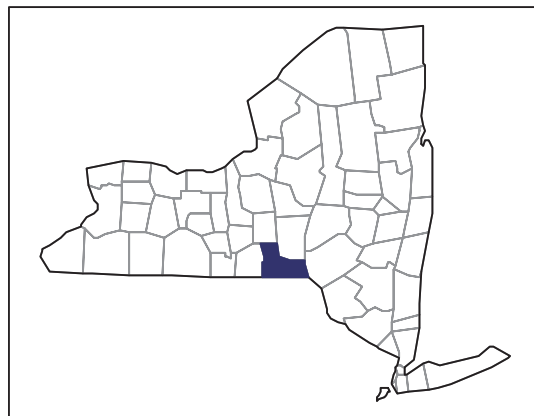
United States Department of Agriculture
National Agricultural Statistics Service

www.agcensus.usda.gov

2007 CENSUS OF AGRICULTURE

Broome County – New York

**Farms with Asian Operators
Compared with All Farms**



Data are not available at this geographic level for farms with Asian operators.



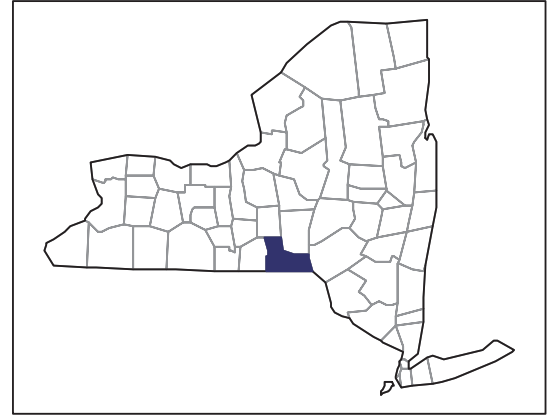
United States Department of Agriculture
National Agricultural Statistics Service

www.agcensus.usda.gov

2007 CENSUS OF AGRICULTURE

Broome County – New York

Farms with Black or African American Operators Compared with All Farms



Data are not available at this geographic level for farms with Black or African American operators.



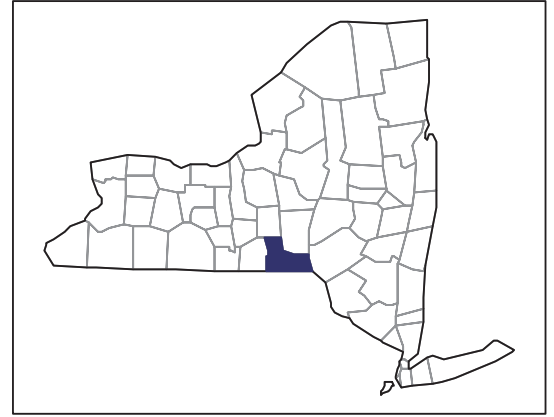
United States Department of Agriculture
National Agricultural Statistics Service

www.agcensus.usda.gov

2007 CENSUS OF AGRICULTURE

Broome County – New York

Farms with Native Hawaiian or Other Pacific Islander Operators Compared with All Farms



Data are not available at this geographic level for farms with Native Hawaiian or Other Pacific Islander operators.



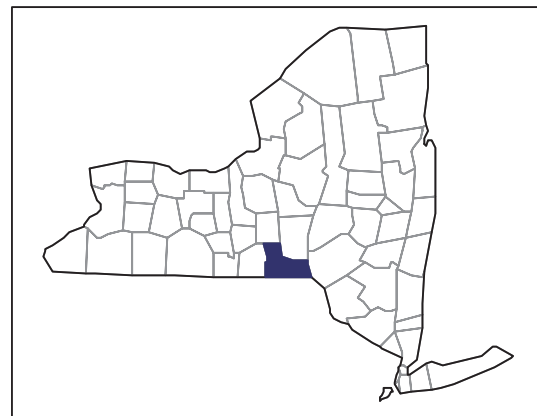
United States Department of Agriculture
National Agricultural Statistics Service

www.agcensus.usda.gov

2007 CENSUS *OF* AGRICULTURE

Broome County – New York

**Farms with White Operators
Compared with All Farms**



Data are not available at this geographic level for farms with White operators.



United States Department of Agriculture
National Agricultural Statistics Service

www.agcensus.usda.gov

