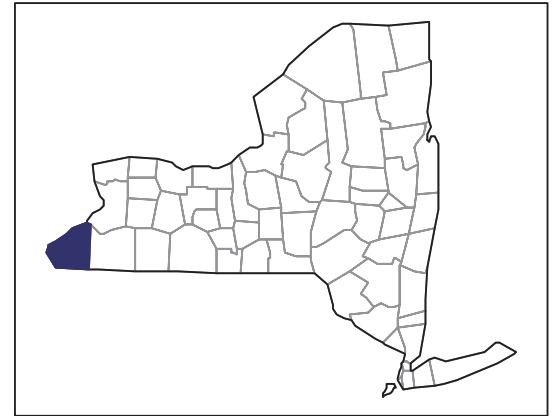


2007 CENSUS OF AGRICULTURE



Chautauqua County – New York

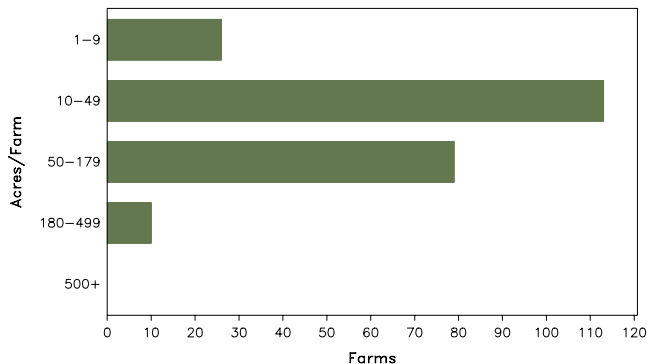
Farms with Women Principal Operators Compared with All Farms

	Women Principal Operators	All Farms
Number of Farms	228	1,658
Land in Farms	13,764 acres	235,858 acres
Average Size of Farm	60 acres	142 acres
Market Value of Products Sold	\$3,771,000	\$138,578,000
Crop Sales	\$2,407,000	\$57,810,000
Livestock Sales	\$1,364,000	\$80,768,000
Average Per Farm	\$16,539	\$83,581
Government Payments	\$148,000	\$1,882,000
Average Per Farm Receiving Payments	\$6,719	\$5,936

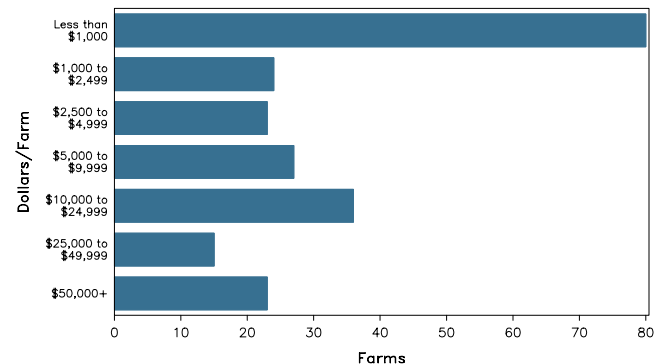
See footnotes on reverse page.

Farms with Women Principal Operators

Farms by Size



Farms by Economic Size



2007 CENSUS OF AGRICULTURE

Chautauqua County – New York Farms with Women Principal Operators

Selected Highlights

Item	Farms	Quantity
MARKET VALUE OF AGRICULTURAL PRODUCTS SOLD (\$1,000)		
Total value of agricultural products sold	228	3,771
Value of crops including nursery and greenhouse	99	2,407
Value of livestock, poultry, and their products	81	1,364
VALUE OF SALES BY COMMODITY GROUP (\$1,000)		
Grains, oilseeds, dry beans, and dry peas	8	13
Tobacco	-	-
Cotton and cottonseed	-	-
Vegetables, melons, potatoes and sweet potatoes	10	39
Fruits, tree nuts, and berries	56	1,648
Nursery, greenhouse, floriculture, and sod	11	629
Cut Christmas trees and short rotation woody crops	-	-
Other crops and hay	26	79
Poultry and eggs	29	(D)
Cattle and calves	30	(D)
Milk and other dairy products from cows	14	1,024
Hogs and pigs	10	7
Sheep, goats, and their products	16	61
Horses, ponies, mules, burros, and donkeys	33	100
Aquaculture	-	-
Other animals and other animal products	13	(D)
TOP CROP ITEMS (acres)		
Forage - land used for all hay and haylage, grass silage, and greenchop	74	2,786
Grapes	55	963
Corn for silage or greenchop	13	291
Oats for grain	5	52
Corn for grain	4	46
TOP LIVESTOCK INVENTORY ITEMS (number)		
Layers	29	1,437
Cattle and calves	48	1,307
Horses and ponies	122	822
Goats, all	32	420
Rabbits and their pelts	16	231

Operator Characteristics

Item	Quantity
Primary occupation:	
Farming	109
Other	119
Days worked off farm:	
None	86
Any	142
Years on present farm:	
2 years or less	9
3 to 4 years	17
5 to 9 years	38
10 years or more	164
Age group:	
Under 45 years	42
45 to 64 years	136
65 years and over	50
Average age of principal operator (years)	56.0

Economic Characteristics

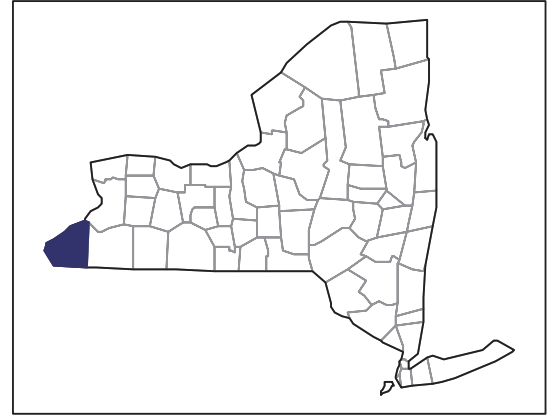
Item	Quantity
Farms by value of sales:	
Less than \$1,000	83
\$1,000 to \$2,499	24
\$2,500 to \$4,999	22
\$5,000 to \$9,999	25
\$10,000 to \$49,999	55
\$50,000 to \$99,999	7
\$100,000 to \$249,999	12
\$250,000 to \$499,999	-
\$500,000 or more	-
Total farm production expenses (\$1,000)	4,546
Average per farm (\$)	19,937
Net cash farm income of operation (\$1,000)	-237
Average per farm (\$)	-1,037
Value of agricultural products sold directly to individuals for human consumption (\$1,000)	45
Total organic product sales (\$1,000)	102
Total income from farm-related sources, gross before taxes and expenses (\$1,000)	390

See "Census of Agriculture, Volume 1, Geographic Area Series" for complete footnotes, explanations, definitions, and methodology.
(D) Cannot be disclosed. (Z) Less than half of the unit shown.

2007 CENSUS OF AGRICULTURE

Chautauqua County – New York

Farms with Spanish, Hispanic, or Latino Operators Compared with All Farms



Data are not available at this geographic level for farms with Spanish, Hispanic, or Latino operators.



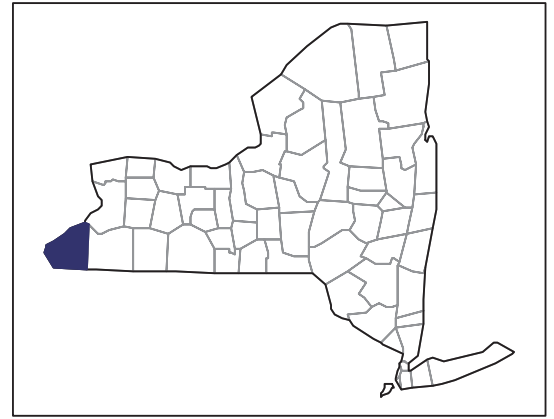
United States Department of Agriculture
National Agricultural Statistics Service

www.agcensus.usda.gov

2007 CENSUS *OF* AGRICULTURE

Chautauqua County – New York

**Farms with American Indian or Alaska
Native Operators Compared with All
Farms**



Data are not available at this geographic level for farms with American Indian or Alaska Native operators.



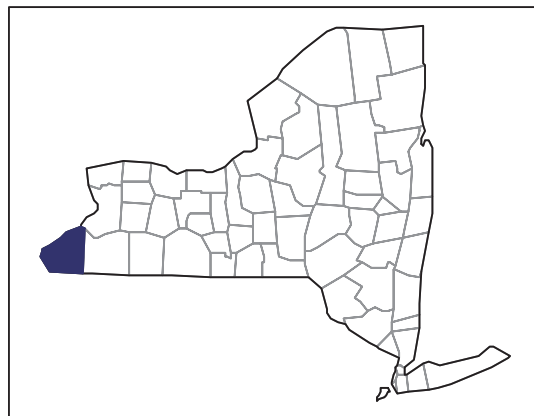
United States Department of Agriculture
National Agricultural Statistics Service

www.agcensus.usda.gov

2007 CENSUS *OF* **AGRICULTURE**

Chautauqua County – New York

**Farms with Asian Operators
Compared with All Farms**



Data are not available at this geographic level for farms with Asian operators.



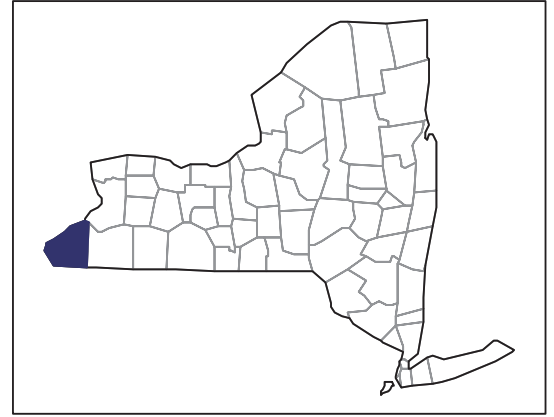
United States Department of Agriculture
National Agricultural Statistics Service

www.agcensus.usda.gov

2007 CENSUS OF AGRICULTURE

Chautauqua County – New York

Farms with Black or African American Operators Compared with All Farms



Data are not available at this geographic level for farms with Black or African American operators.



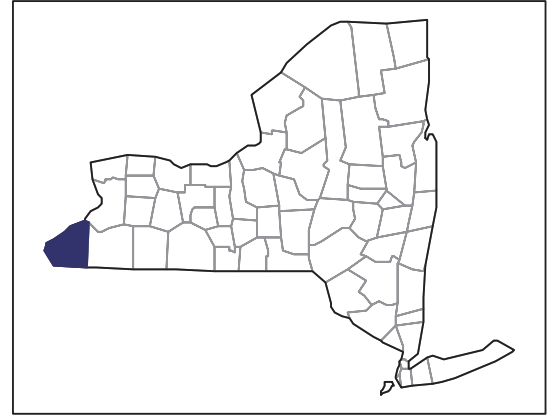
United States Department of Agriculture
National Agricultural Statistics Service

www.agcensus.usda.gov

2007 CENSUS *OF* AGRICULTURE

Chautauqua County – New York

Farms with Native Hawaiian or Other Pacific Islander Operators Compared with All Farms



Data are not available at this geographic level for farms with Native Hawaiian or Other Pacific Islander operators.



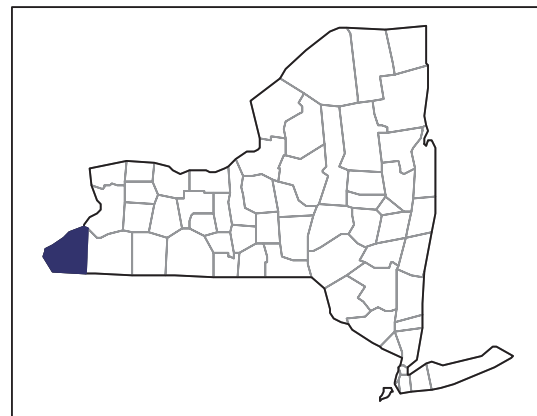
United States Department of Agriculture
National Agricultural Statistics Service

www.agcensus.usda.gov

2007 CENSUS *OF* AGRICULTURE

Chautauqua County – New York

**Farms with White Operators
Compared with All Farms**



Data are not available at this geographic level for farms with White operators.



United States Department of Agriculture
National Agricultural Statistics Service

www.agcensus.usda.gov

