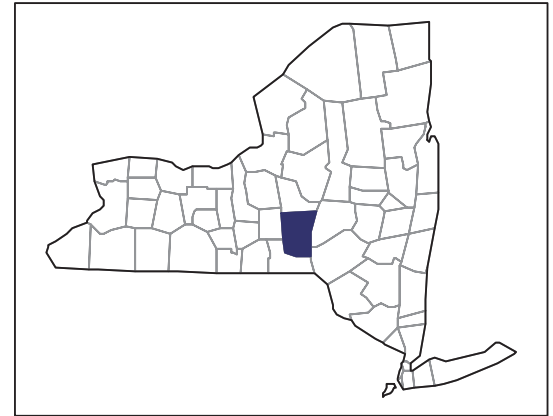


2007 CENSUS OF AGRICULTURE



Chenango County – New York

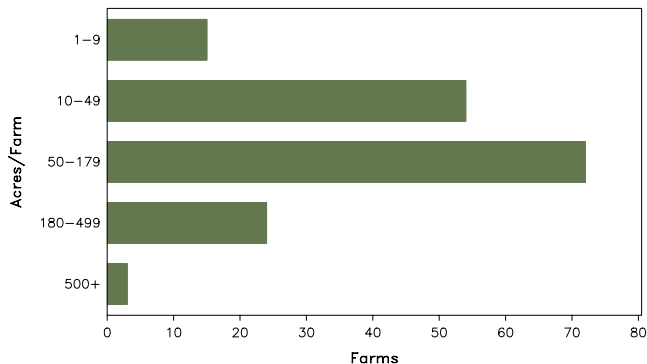
Farms with Women Principal Operators Compared with All Farms

	Women Principal Operators	All Farms
Number of Farms	168	908
Land in Farms	17,076 acres	177,267 acres
Average Size of Farm	102 acres	195 acres
Market Value of Products Sold	\$3,909,000	\$65,794,000
Crop Sales	(D)	\$7,767,000
Livestock Sales	(D)	\$58,026,000
Average Per Farm	\$23,269	\$72,460
Government Payments	\$118,000	\$2,015,000
Average Per Farm Receiving Payments	\$4,555	\$6,480

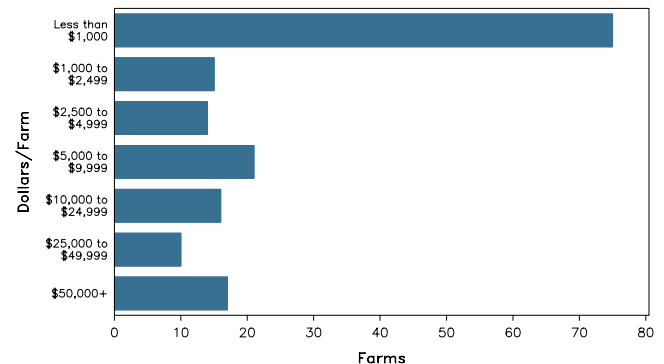
See footnotes on reverse page.

Farms with Women Principal Operators

Farms by Size



Farms by Economic Size



2007 CENSUS OF AGRICULTURE

Chenango County – New York Farms with Women Principal Operators

Selected Highlights

Item	Farms	Quantity
MARKET VALUE OF AGRICULTURAL PRODUCTS SOLD (\$1,000)		
Total value of agricultural products sold	168	3,909
Value of crops including nursery and greenhouse	52	(D)
Value of livestock, poultry, and their products	81	(D)
VALUE OF SALES BY COMMODITY GROUP (\$1,000)		
Grains, oilseeds, dry beans, and dry peas	1	(D)
Tobacco	-	-
Cotton and cottonseed	-	-
Vegetables, melons, potatoes and sweet potatoes	9	(D)
Fruits, tree nuts, and berries	10	133
Nursery, greenhouse, floriculture, and sod	2	(D)
Cut Christmas trees and short rotation woody crops	4	66
Other crops and hay	41	222
Poultry and eggs	24	(D)
Cattle and calves	36	(D)
Milk and other dairy products from cows	23	2,690
Hogs and pigs	5	3
Sheep, goats, and their products	28	118
Horses, ponies, mules, burros, and donkeys	14	(D)
Aquaculture	-	-
Other animals and other animal products	9	(D)
TOP CROP ITEMS (acres)		
Forage - land used for all hay and haylage, grass silage, and greenchop	88	4,396
Corn for silage or greenchop	5	214
Short-rotation woody crops	2	(D)
Cut Christmas trees	5	33
Nursery stock	2	(D)
TOP LIVESTOCK INVENTORY ITEMS (number)		
Cattle and calves	47	1,884
Sheep and lambs	21	800
Horses and ponies	84	628
Layers	27	534
Goats, all	27	374

Operator Characteristics

Item	Quantity
Primary occupation:	
Farming	81
Other	87
Days worked off farm:	
None	58
Any	110
Years on present farm:	
2 years or less	2
3 to 4 years	11
5 to 9 years	28
10 years or more	127
Age group:	
Under 45 years	21
45 to 64 years	105
65 years and over	42
Average age of principal operator (years)	57.2

Economic Characteristics

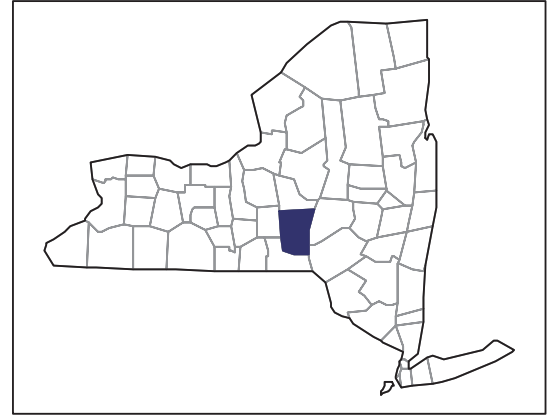
Item	Quantity
Farms by value of sales:	
Less than \$1,000	85
\$1,000 to \$2,499	10
\$2,500 to \$4,999	12
\$5,000 to \$9,999	18
\$10,000 to \$49,999	26
\$50,000 to \$99,999	7
\$100,000 to \$249,999	6
\$250,000 to \$499,999	4
\$500,000 or more	-
Total farm production expenses (\$1,000)	4,145
Average per farm (\$)	24,674
Net cash farm income of operation (\$1,000)	311
Average per farm (\$)	1,849
Value of agricultural products sold directly to individuals for human consumption (\$1,000)	35
Total organic product sales (\$1,000)	71
Total income from farm-related sources, gross before taxes and expenses (\$1,000)	428

See "Census of Agriculture, Volume 1, Geographic Area Series" for complete footnotes, explanations, definitions, and methodology.
(D) Cannot be disclosed. (Z) Less than half of the unit shown.

2007 CENSUS OF AGRICULTURE

Chenango County – New York

Farms with Spanish, Hispanic, or Latino Operators Compared with All Farms



Data are not available at this geographic level for farms with Spanish, Hispanic, or Latino operators.



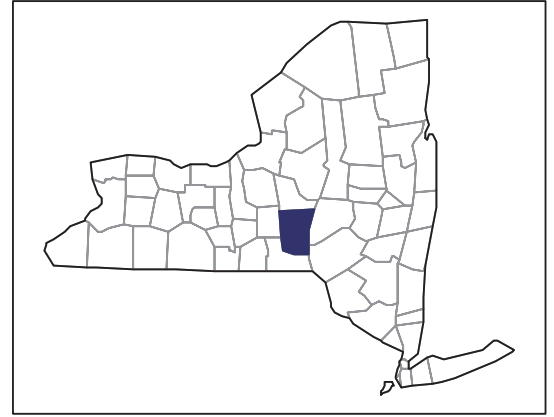
United States Department of Agriculture
National Agricultural Statistics Service

www.agcensus.usda.gov

2007 CENSUS OF AGRICULTURE

Chenango County – New York

Farms with American Indian or Alaska Native Operators Compared with All Farms



Data are not available at this geographic level for farms with American Indian or Alaska Native operators.



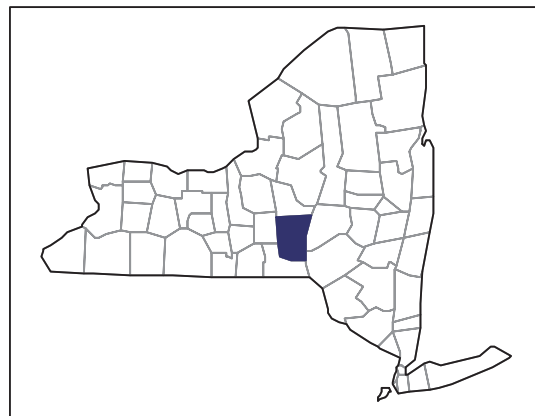
United States Department of Agriculture
National Agricultural Statistics Service

www.agcensus.usda.gov

2007 CENSUS *OF* **AGRICULTURE**

Chenango County – New York

**Farms with Asian Operators
Compared with All Farms**



Data are not available at this geographic level for farms with Asian operators.



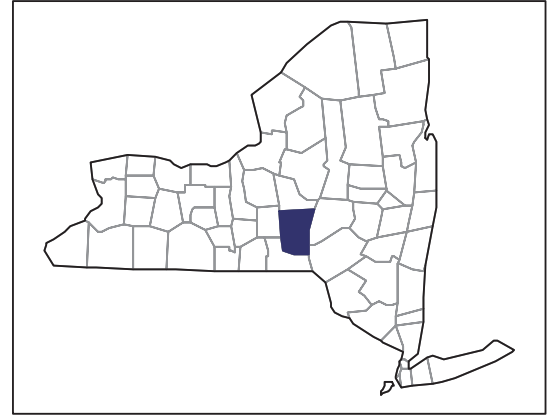
United States Department of Agriculture
National Agricultural Statistics Service

www.agcensus.usda.gov

2007 CENSUS OF AGRICULTURE

Chenango County – New York

Farms with Black or African American Operators Compared with All Farms



Data are not available at this geographic level for farms with Black or African American operators.



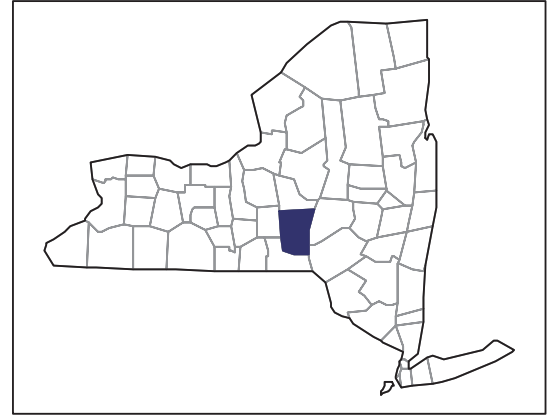
United States Department of Agriculture
National Agricultural Statistics Service

www.agcensus.usda.gov

2007 CENSUS OF AGRICULTURE

Chenango County – New York

Farms with Native Hawaiian or Other Pacific Islander Operators Compared with All Farms



Data are not available at this geographic level for farms with Native Hawaiian or Other Pacific Islander operators.



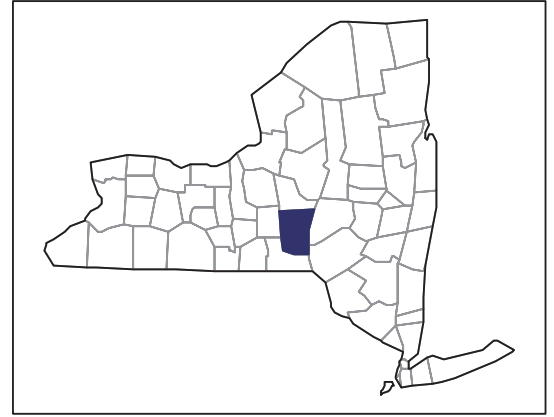
United States Department of Agriculture
National Agricultural Statistics Service

www.agcensus.usda.gov

2007 CENSUS *OF* **AGRICULTURE**

Chenango County – New York

**Farms with White Operators
Compared with All Farms**



Data are not available at this geographic level for farms with White operators.



United States Department of Agriculture
National Agricultural Statistics Service

www.agcensus.usda.gov

