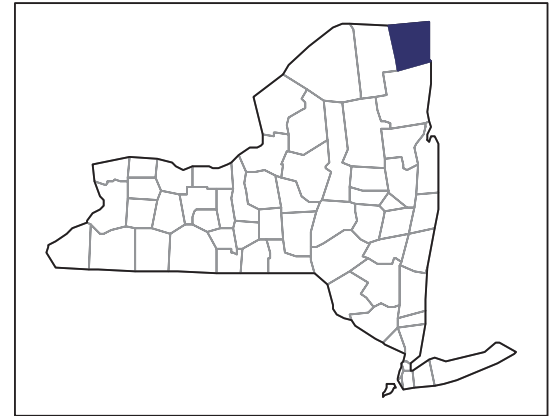


# 2007 CENSUS OF AGRICULTURE



## Clinton County – New York

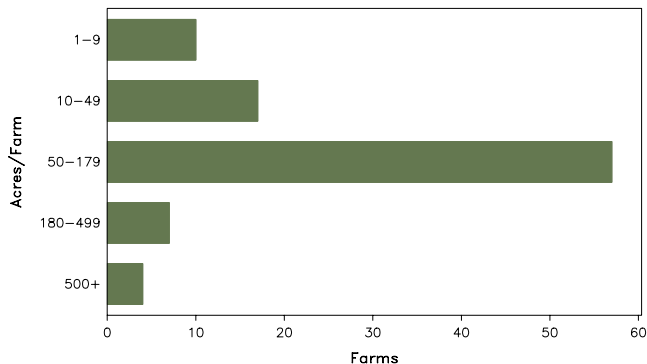
### Farms with Women Principal Operators Compared with All Farms

	Women Principal Operators	All Farms
<b>Number of Farms</b>	95	590
<b>Land in Farms</b>	11,309 acres	149,219 acres
<b>Average Size of Farm</b>	119 acres	253 acres
<b>Market Value of Products Sold</b>	\$3,237,000	\$124,200,000
Crop Sales	\$301,000	\$24,590,000
Livestock Sales	\$2,936,000	\$99,610,000
Average Per Farm	\$34,070	\$210,508
<b>Government Payments</b>	\$15,000	\$1,023,000
Average Per Farm Receiving Payments	\$1,845	\$6,644

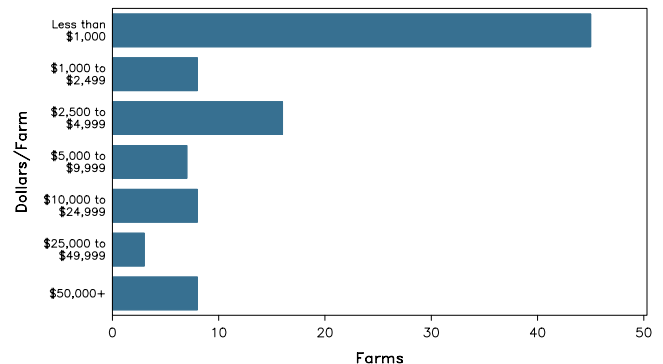
See footnotes on reverse page.

### Farms with Women Principal Operators

Farms by Size



Farms by Economic Size



# 2007 CENSUS OF AGRICULTURE

## Clinton County – New York Farms with Women Principal Operators

### Selected Highlights

Item	Farms	Quantity
<b>MARKET VALUE OF AGRICULTURAL PRODUCTS SOLD (\$1,000)</b>		
Total value of agricultural products sold	95	3,237
Value of crops including nursery and greenhouse	44	301
Value of livestock, poultry, and their products	28	2,936
<b>VALUE OF SALES BY COMMODITY GROUP (\$1,000)</b>		
Grains, oilseeds, dry beans, and dry peas	3	10
Tobacco	-	-
Cotton and cottonseed	-	-
Vegetables, melons, potatoes and sweet potatoes	9	92
Fruits, tree nuts, and berries	2	(D)
Nursery, greenhouse, floriculture, and sod	3	(D)
Cut Christmas trees and short rotation woody crops	4	15
Other crops and hay	34	132
Poultry and eggs	9	(D)
Cattle and calves	9	201
Milk and other dairy products from cows	7	2,550
Hogs and pigs	-	-
Sheep, goats, and their products	5	2
Horses, ponies, mules, burros, and donkeys	9	157
Aquaculture	-	-
Other animals and other animal products	5	(D)
<b>TOP CROP ITEMS (acres)</b>		
Forage - land used for all hay and haylage, grass silage, and greenchop	51	2,243
Corn for silage or greenchop	4	1,136
Corn for grain	2	(D)
Cut Christmas trees	5	74
Oats for grain	1	(D)
<b>TOP LIVESTOCK INVENTORY ITEMS (number)</b>		
Cattle and calves	19	1,368
Horses and ponies	61	423
Layers	9	361
Goats, all	14	141
Geese	3	60

### Operator Characteristics

Item	Quantity
Primary occupation:	
Farming	39
Other	56
Days worked off farm:	
None	27
Any	68
Years on present farm:	
2 years or less	5
3 to 4 years	10
5 to 9 years	31
10 years or more	49
Age group:	
Under 45 years	22
45 to 64 years	63
65 years and over	10
Average age of principal operator (years)	51.4

### Economic Characteristics

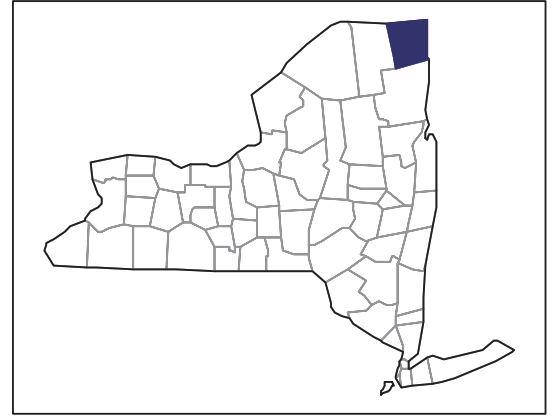
Item	Quantity
Farms by value of sales:	
Less than \$1,000	45
\$1,000 to \$2,499	8
\$2,500 to \$4,999	16
\$5,000 to \$9,999	7
\$10,000 to \$49,999	11
\$50,000 to \$99,999	4
\$100,000 to \$249,999	-
\$250,000 to \$499,999	2
\$500,000 or more	2
Total farm production expenses (\$1,000)	3,107
Average per farm (\$)	32,709
Net cash farm income of operation (\$1,000)	519
Average per farm (\$)	5,463
Value of agricultural products sold directly to individuals for human consumption (\$1,000)	50
Total organic product sales (\$1,000)	(D)
Total income from farm-related sources, gross before taxes and expenses (\$1,000)	375

See "Census of Agriculture, Volume 1, Geographic Area Series" for complete footnotes, explanations, definitions, and methodology.  
(D) Cannot be disclosed. (Z) Less than half of the unit shown.

# 2007 CENSUS OF AGRICULTURE

Clinton County – New York

Farms with Spanish, Hispanic, or Latino Operators Compared with All Farms



Data are not available at this geographic level for farms with Spanish, Hispanic, or Latino operators.



United States Department of Agriculture  
National Agricultural Statistics Service

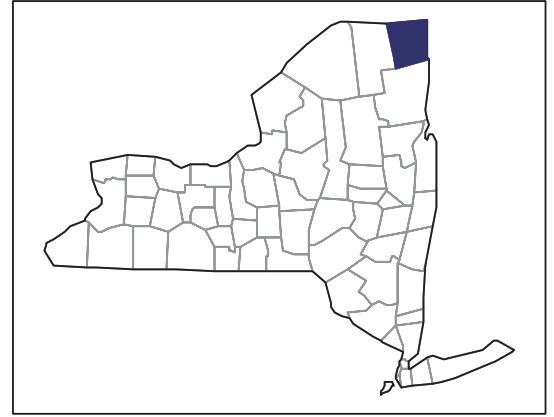
[www.agcensus.usda.gov](http://www.agcensus.usda.gov)



# 2007 CENSUS OF AGRICULTURE

Clinton County – New York

Farms with American Indian or Alaska Native Operators Compared with All Farms



Data are not available at this geographic level for farms with American Indian or Alaska Native operators.



United States Department of Agriculture  
National Agricultural Statistics Service

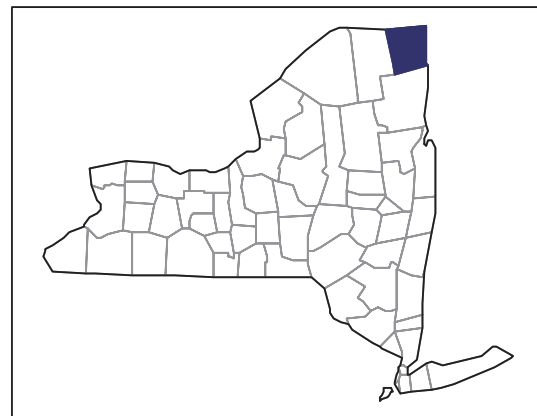
[www.agcensus.usda.gov](http://www.agcensus.usda.gov)



# 2007 CENSUS OF AGRICULTURE

Clinton County – New York

Farms with Asian Operators  
Compared with All Farms



Data are not available at this geographic level for farms with Asian operators.



United States Department of Agriculture  
National Agricultural Statistics Service

[www.agcensus.usda.gov](http://www.agcensus.usda.gov)

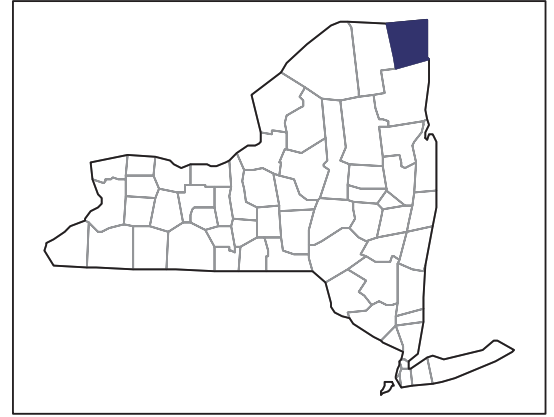




# 2007 CENSUS OF AGRICULTURE

Clinton County – New York

Farms with Black or African American Operators Compared with All Farms



Data are not available at this geographic level for farms with Black or African American operators.



United States Department of Agriculture  
National Agricultural Statistics Service

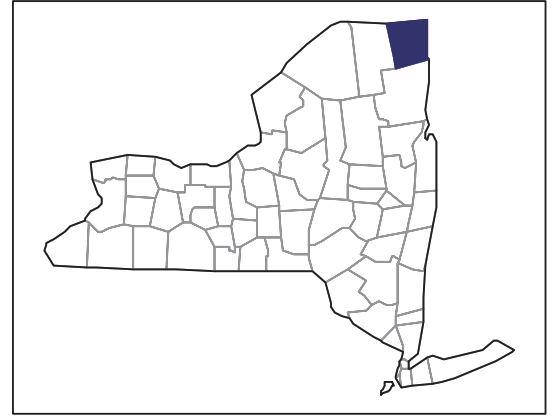
[www.agcensus.usda.gov](http://www.agcensus.usda.gov)



# 2007 CENSUS *OF* AGRICULTURE

**Clinton County – New York**

**Farms with Native Hawaiian or Other  
Pacific Islander Operators Compared  
with All Farms**



**Data are not available at this geographic level for farms with Native Hawaiian or Other Pacific Islander operators.**



United States Department of Agriculture  
National Agricultural Statistics Service

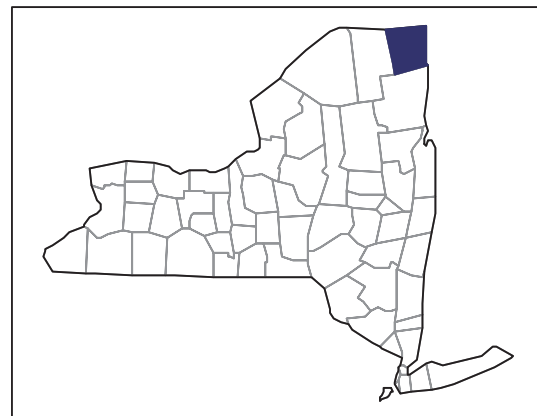
[www.agcensus.usda.gov](http://www.agcensus.usda.gov)



# 2007 CENSUS OF AGRICULTURE

Clinton County – New York

Farms with White Operators  
Compared with All Farms



Data are not available at this geographic level for farms with White operators.



United States Department of Agriculture  
National Agricultural Statistics Service

[www.agcensus.usda.gov](http://www.agcensus.usda.gov)

