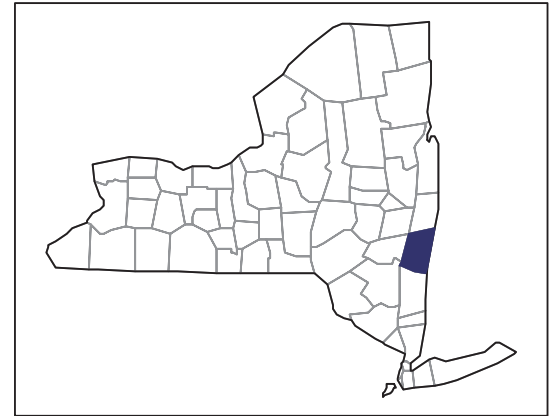


# 2007 CENSUS OF AGRICULTURE



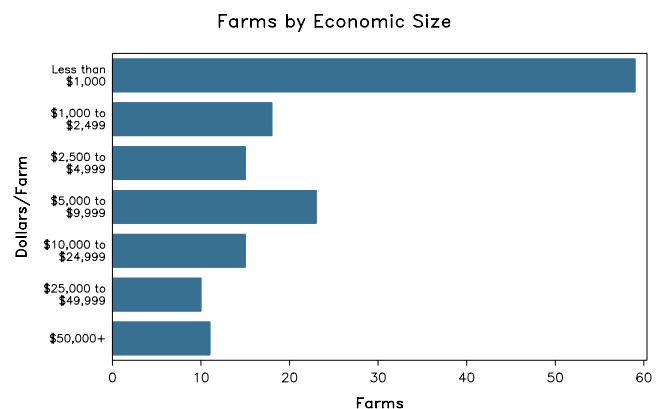
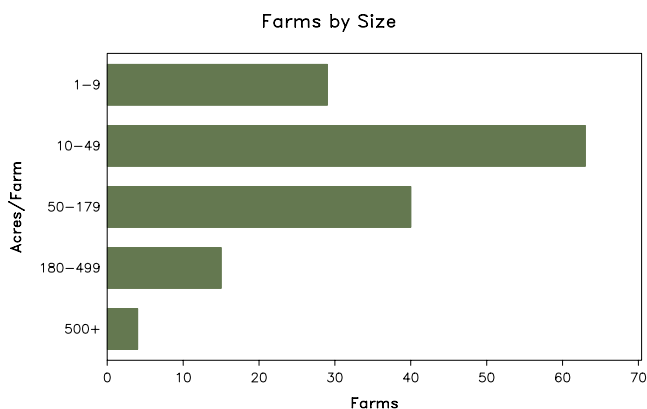
## Columbia County – New York

### Farms with Women Principal Operators Compared with All Farms

	Women Principal Operators	All Farms
<b>Number of Farms</b>	151	554
<b>Land in Farms</b>	13,223 acres	106,574 acres
<b>Average Size of Farm</b>	88 acres	192 acres
<b>Market Value of Products Sold</b>	\$4,842,000	\$65,770,000
Crop Sales	\$3,237,000	\$25,166,000
Livestock Sales	\$1,605,000	\$40,603,000
Average Per Farm	\$32,064	\$118,718
<b>Government Payments</b>	\$92,000	\$945,000
Average Per Farm Receiving Payments	\$5,098	\$8,593

See footnotes on reverse page.

### Farms with Women Principal Operators



# 2007 CENSUS OF AGRICULTURE

## Columbia County – New York Farms with Women Principal Operators

### Selected Highlights

Item	Farms	Quantity
<b>MARKET VALUE OF AGRICULTURAL PRODUCTS SOLD (\$1,000)</b>		
Total value of agricultural products sold	151	4,842
Value of crops including nursery and greenhouse	54	3,237
Value of livestock, poultry, and their products	76	1,605
<b>VALUE OF SALES BY COMMODITY GROUP (\$1,000)</b>		
Grains, oilseeds, dry beans, and dry peas	4	768
Tobacco	-	-
Cotton and cottonseed	-	-
Vegetables, melons, potatoes and sweet potatoes	12	(D)
Fruits, tree nuts, and berries	13	828
Nursery, greenhouse, floriculture, and sod	4	(D)
Cut Christmas trees and short rotation woody crops	-	-
Other crops and hay	37	444
Poultry and eggs	36	(D)
Cattle and calves	9	(D)
Milk and other dairy products from cows	3	(D)
Hogs and pigs	5	5
Sheep, goats, and their products	21	57
Horses, ponies, mules, burros, and donkeys	28	585
Aquaculture	-	-
Other animals and other animal products	14	13
<b>TOP CROP ITEMS (acres)</b>		
Forage - land used for all hay and haylage, grass silage, and greenchop	43	2,260
Corn for grain	2	(D)
Soybeans for beans	3	(D)
Corn for silage or greenchop	2	(D)
Vegetables harvested for sale	12	202
<b>TOP LIVESTOCK INVENTORY ITEMS (number)</b>		
Layers	43	(D)
Horses and ponies	94	1,008
Cattle and calves	11	693
Pheasants	3	(D)
Sheep and lambs	14	493

### Operator Characteristics

Item	Quantity
Primary occupation:	
Farming	79
Other	72
Days worked off farm:	
None	47
Any	104
Years on present farm:	
2 years or less	4
3 to 4 years	10
5 to 9 years	56
10 years or more	81
Age group:	
Under 45 years	27
45 to 64 years	95
65 years and over	29
Average age of principal operator (years)	54.3

### Economic Characteristics

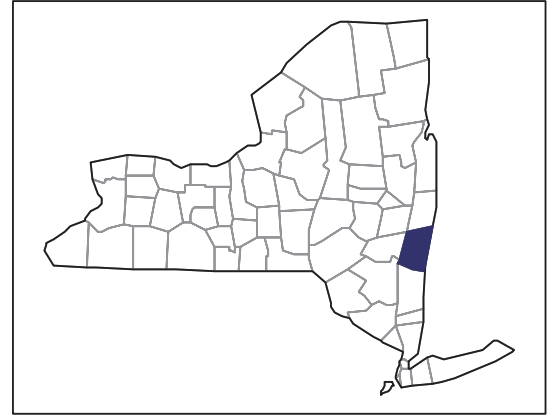
Item	Quantity
Farms by value of sales:	
Less than \$1,000	61
\$1,000 to \$2,499	20
\$2,500 to \$4,999	11
\$5,000 to \$9,999	26
\$10,000 to \$49,999	22
\$50,000 to \$99,999	3
\$100,000 to \$249,999	1
\$250,000 to \$499,999	5
\$500,000 or more	2
Total farm production expenses (\$1,000)	6,829
Average per farm (\$)	45,222
Net cash farm income of operation (\$1,000)	562
Average per farm (\$)	3,724
Value of agricultural products sold directly to individuals for human consumption (\$1,000)	252
Total organic product sales (\$1,000)	186
Total income from farm-related sources, gross before taxes and expenses (\$1,000)	2,457

See "Census of Agriculture, Volume 1, Geographic Area Series" for complete footnotes, explanations, definitions, and methodology.  
(D) Cannot be disclosed. (Z) Less than half of the unit shown.

# 2007 CENSUS OF AGRICULTURE

**Columbia County – New York**

**Farms with Spanish, Hispanic, or Latino Operators Compared with All Farms**



**Data are not available at this geographic level for farms with Spanish, Hispanic, or Latino operators.**



United States Department of Agriculture  
National Agricultural Statistics Service

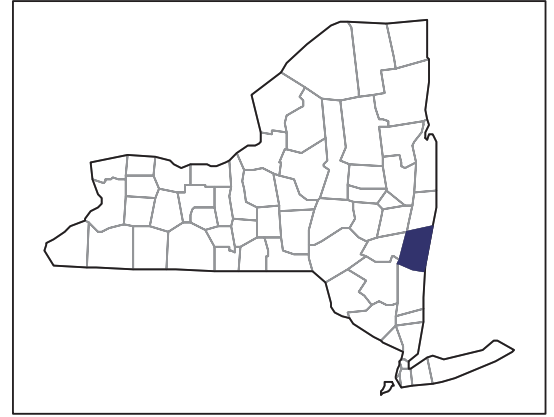
[www.agcensus.usda.gov](http://www.agcensus.usda.gov)



# 2007 CENSUS OF AGRICULTURE

**Columbia County – New York**

**Farms with American Indian or Alaska Native Operators Compared with All Farms**



**Data are not available at this geographic level for farms with American Indian or Alaska Native operators.**



United States Department of Agriculture  
National Agricultural Statistics Service

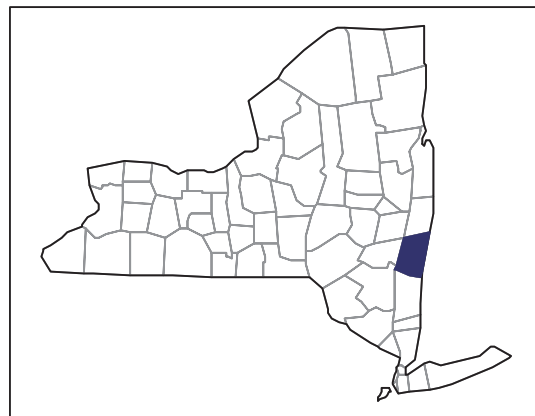
[www.agcensus.usda.gov](http://www.agcensus.usda.gov)



# 2007 CENSUS *OF* AGRICULTURE

**Columbia County – New York**

**Farms with Asian Operators  
Compared with All Farms**



**Data are not available at this geographic level for farms with Asian operators.**



United States Department of Agriculture  
National Agricultural Statistics Service

[www.agcensus.usda.gov](http://www.agcensus.usda.gov)

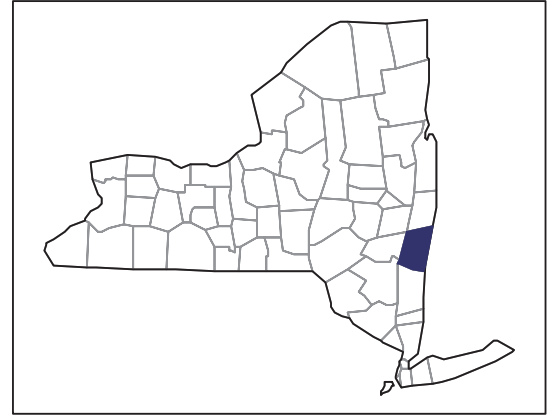




# 2007 CENSUS OF AGRICULTURE

**Columbia County – New York**

**Farms with Black or African American Operators Compared with All Farms**



**Data are not available at this geographic level for farms with Black or African American operators.**



United States Department of Agriculture  
National Agricultural Statistics Service

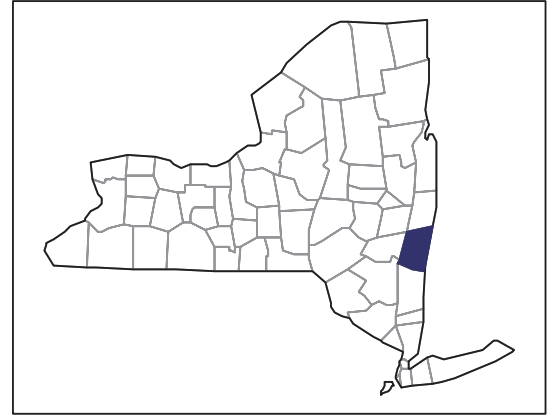
[www.agcensus.usda.gov](http://www.agcensus.usda.gov)



# 2007 CENSUS *OF* AGRICULTURE

**Columbia County – New York**

**Farms with Native Hawaiian or Other  
Pacific Islander Operators Compared  
with All Farms**



**Data are not available at this geographic level for farms with Native Hawaiian or Other Pacific Islander operators.**



United States Department of Agriculture  
National Agricultural Statistics Service

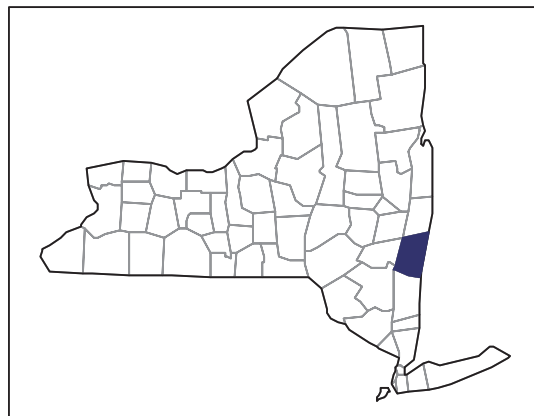
[www.agcensus.usda.gov](http://www.agcensus.usda.gov)



# 2007 CENSUS *OF* AGRICULTURE

**Columbia County – New York**

**Farms with White Operators  
Compared with All Farms**



**Data are not available at this geographic level for farms with White operators.**



United States Department of Agriculture  
National Agricultural Statistics Service

[www.agcensus.usda.gov](http://www.agcensus.usda.gov)

