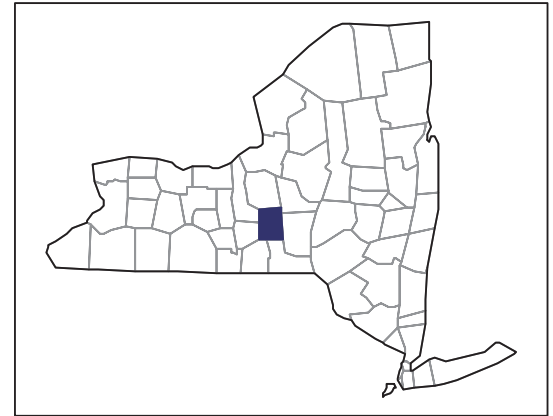


2007 CENSUS OF AGRICULTURE



Cortland County – New York

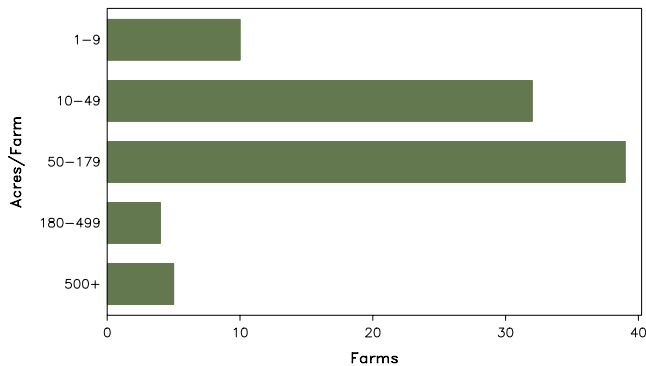
Farms with Women Principal Operators Compared with All Farms

	Women Principal Operators	All Farms
Number of Farms	90	587
Land in Farms	10,275 acres	124,824 acres
Average Size of Farm	114 acres	213 acres
Market Value of Products Sold	\$2,577,000	\$54,884,000
Crop Sales	\$399,000	\$5,498,000
Livestock Sales	\$2,178,000	\$49,386,000
Average Per Farm	\$28,631	\$93,500
Government Payments	\$126,000	\$1,514,000
Average Per Farm Receiving Payments	\$4,860	\$6,283

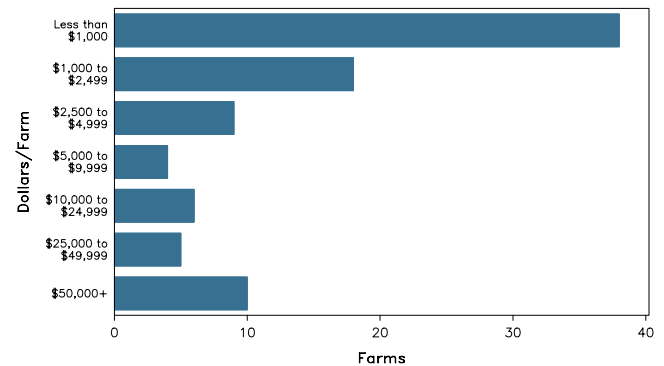
See footnotes on reverse page.

Farms with Women Principal Operators

Farms by Size



Farms by Economic Size



2007 CENSUS OF AGRICULTURE

Cortland County – New York Farms with Women Principal Operators

Selected Highlights

Item	Farms	Quantity
MARKET VALUE OF AGRICULTURAL PRODUCTS SOLD (\$1,000)		
Total value of agricultural products sold	90	2,577
Value of crops including nursery and greenhouse	31	399
Value of livestock, poultry, and their products	43	2,178
VALUE OF SALES BY COMMODITY GROUP (\$1,000)		
Grains, oilseeds, dry beans, and dry peas	9	45
Tobacco	-	-
Cotton and cottonseed	-	-
Vegetables, melons, potatoes and sweet potatoes	7	219
Fruits, tree nuts, and berries	10	80
Nursery, greenhouse, floriculture, and sod	3	4
Cut Christmas trees and short rotation woody crops	-	-
Other crops and hay	17	51
Poultry and eggs	10	(D)
Cattle and calves	19	(D)
Milk and other dairy products from cows	9	1,911
Hogs and pigs	5	9
Sheep, goats, and their products	17	64
Horses, ponies, mules, burros, and donkeys	10	20
Aquaculture	-	-
Other animals and other animal products	3	-
TOP CROP ITEMS (acres)		
Forage - land used for all hay and haylage, grass silage, and greenchop	39	2,002
Corn for silage or greenchop	6	328
Vegetables harvested for sale	7	98
Land in berries	7	93
Corn for grain	5	57
TOP LIVESTOCK INVENTORY ITEMS (number)		
Cattle and calves	19	1,278
Horses and ponies	49	399
Sheep and lambs	15	380
Layers	12	275
Goats, all	7	150

Operator Characteristics

Item	Quantity
Primary occupation:	
Farming	29
Other	61
Days worked off farm:	
None	32
Any	58
Years on present farm:	
2 years or less	2
3 to 4 years	4
5 to 9 years	24
10 years or more	60
Age group:	
Under 45 years	24
45 to 64 years	56
65 years and over	10
Average age of principal operator (years)	52.3

Economic Characteristics

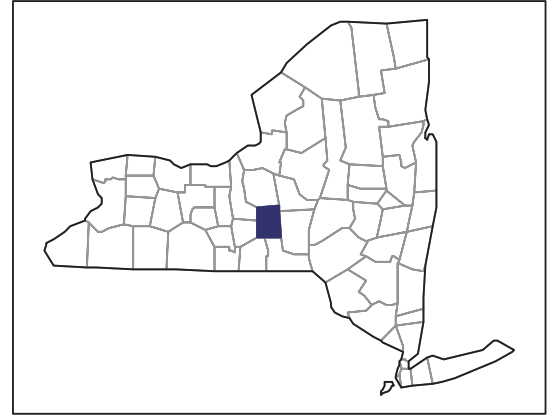
Item	Quantity
Farms by value of sales:	
Less than \$1,000	41
\$1,000 to \$2,499	18
\$2,500 to \$4,999	6
\$5,000 to \$9,999	4
\$10,000 to \$49,999	11
\$50,000 to \$99,999	3
\$100,000 to \$249,999	3
\$250,000 to \$499,999	3
\$500,000 or more	1
Total farm production expenses (\$1,000)	2,740
Average per farm (\$)	30,444
Net cash farm income of operation (\$1,000)	661
Average per farm (\$)	7,345
Value of agricultural products sold directly to individuals for human consumption (\$1,000)	114
Total organic product sales (\$1,000)	277
Total income from farm-related sources, gross before taxes and expenses (\$1,000)	698

See "Census of Agriculture, Volume 1, Geographic Area Series" for complete footnotes, explanations, definitions, and methodology.
(D) Cannot be disclosed. (Z) Less than half of the unit shown.

2007 CENSUS *OF* AGRICULTURE

Cortland County – New York

**Farms with Spanish, Hispanic, or
Latino Operators Compared with
All Farms**



Data are not available at this geographic level for farms with Spanish, Hispanic, or Latino operators.



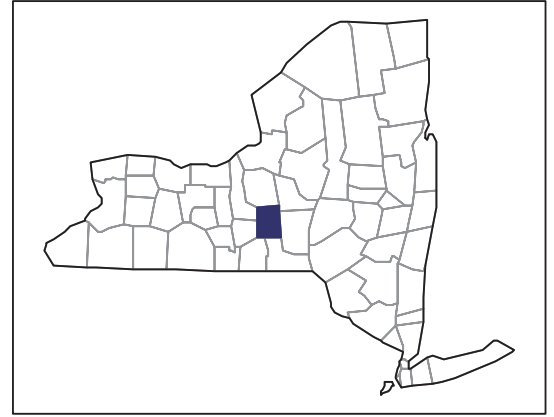
United States Department of Agriculture
National Agricultural Statistics Service

www.agcensus.usda.gov

2007 CENSUS OF AGRICULTURE

Cortland County – New York

Farms with American Indian or Alaska Native Operators Compared with All Farms



Data are not available at this geographic level for farms with American Indian or Alaska Native operators.



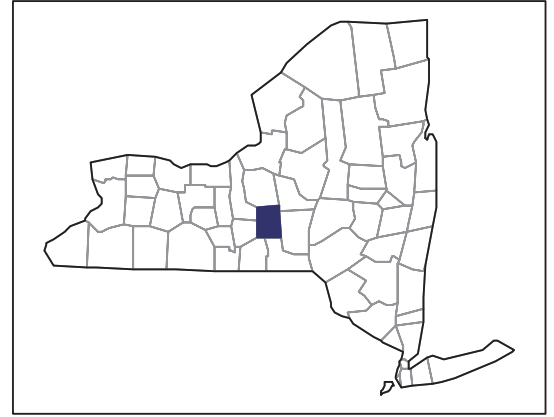
United States Department of Agriculture
National Agricultural Statistics Service

www.agcensus.usda.gov

2007 CENSUS *OF* **AGRICULTURE**

Cortland County – New York

**Farms with Asian Operators
Compared with All Farms**



Data are not available at this geographic level for farms with Asian operators.



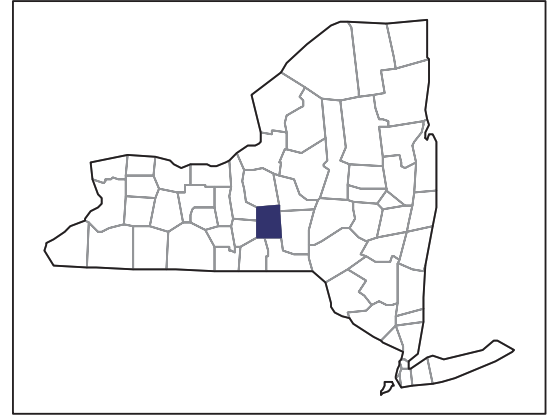
United States Department of Agriculture
National Agricultural Statistics Service

www.agcensus.usda.gov

2007 CENSUS *OF* **AGRICULTURE**

Cortland County – New York

**Farms with Black or African American
Operators Compared with All Farms**



Data are not available at this geographic level for farms with Black or African American operators.



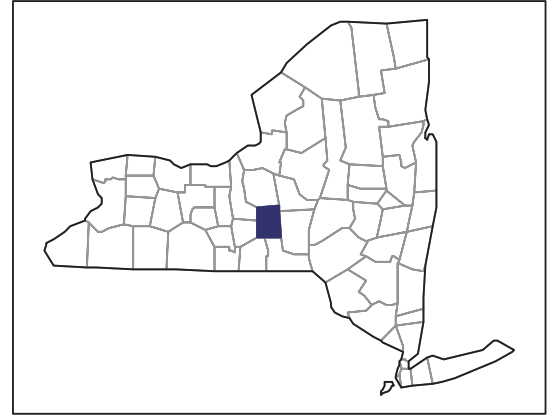
United States Department of Agriculture
National Agricultural Statistics Service

www.agcensus.usda.gov

2007 CENSUS *OF* AGRICULTURE

Cortland County – New York

**Farms with Native Hawaiian or Other
Pacific Islander Operators Compared
with All Farms**



Data are not available at this geographic level for farms with Native Hawaiian or Other Pacific Islander operators.



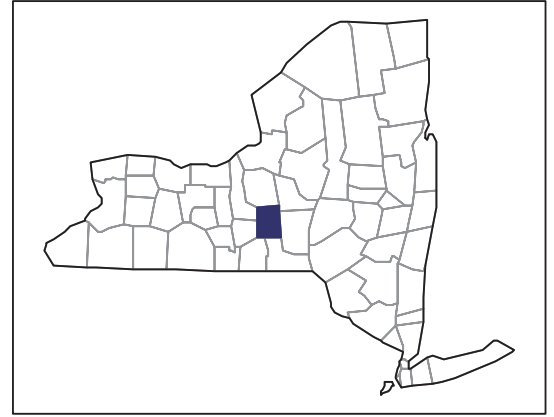
United States Department of Agriculture
National Agricultural Statistics Service

www.agcensus.usda.gov

2007 CENSUS *OF* AGRICULTURE

Cortland County – New York

**Farms with White Operators
Compared with All Farms**



Data are not available at this geographic level for farms with White operators.



United States Department of Agriculture
National Agricultural Statistics Service

www.agcensus.usda.gov

