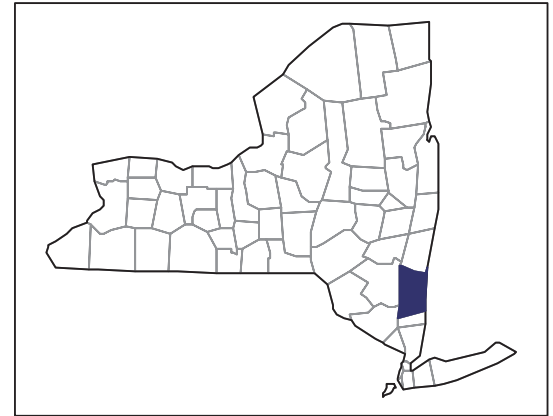


2007 CENSUS OF AGRICULTURE



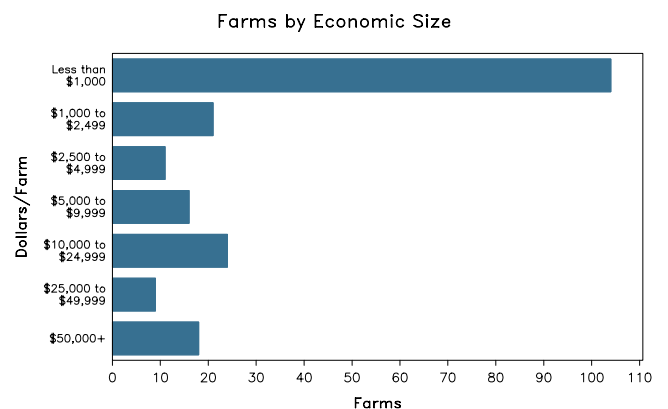
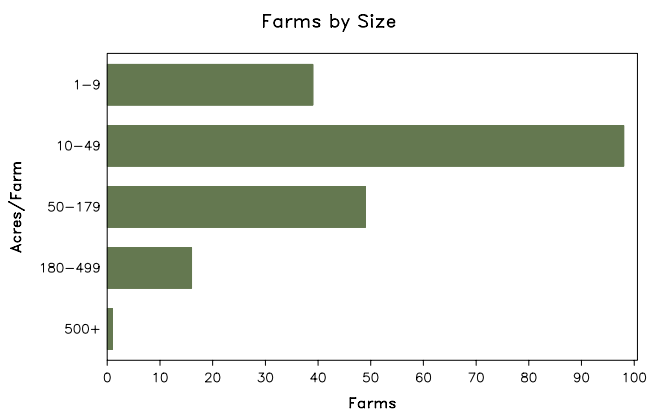
Dutchess County – New York

Farms with Women Principal Operators Compared with All Farms

	Women Principal Operators	All Farms
Number of Farms	203	656
Land in Farms	13,062 acres	102,360 acres
Average Size of Farm	64 acres	156 acres
Market Value of Products Sold	\$2,864,000	\$44,866,000
Crop Sales	\$1,187,000	\$23,408,000
Livestock Sales	\$1,677,000	\$21,457,000
Average Per Farm	\$14,109	\$68,393
Government Payments	\$10,000	\$392,000
Average Per Farm Receiving Payments	\$1,217	\$5,087

See footnotes on reverse page.

Farms with Women Principal Operators



2007 CENSUS OF AGRICULTURE

Dutchess County – New York Farms with Women Principal Operators

Selected Highlights

Item	Farms	Quantity
MARKET VALUE OF AGRICULTURAL PRODUCTS SOLD (\$1,000)		
Total value of agricultural products sold	203	2,864
Value of crops including nursery and greenhouse	43	1,187
Value of livestock, poultry, and their products	99	1,677
VALUE OF SALES BY COMMODITY GROUP (\$1,000)		
Grains, oilseeds, dry beans, and dry peas	3	(D)
Tobacco	-	-
Cotton and cottonseed	-	-
Vegetables, melons, potatoes and sweet potatoes	12	(D)
Fruits, tree nuts, and berries	6	202
Nursery, greenhouse, floriculture, and sod	10	378
Cut Christmas trees and short rotation woody crops	5	(D)
Other crops and hay	23	257
Poultry and eggs	38	(D)
Cattle and calves	15	68
Milk and other dairy products from cows	6	316
Hogs and pigs	9	7
Sheep, goats, and their products	32	83
Horses, ponies, mules, burros, and donkeys	37	1,152
Aquaculture	-	-
Other animals and other animal products	6	(D)
TOP CROP ITEMS (acres)		
Forage - land used for all hay and haylage, grass silage, and greenchop	47	2,242
Vegetables harvested for sale	12	72
Corn for silage or greenchop	3	70
Land in berries	4	55
Corn for grain	3	54
TOP LIVESTOCK INVENTORY ITEMS (number)		
Broilers and other meat-type chickens	5	(D)
Pheasants	2	(D)
Turkeys	11	(D)
Layers	37	1,692
Horses and ponies	141	1,352

Operator Characteristics

Item	Quantity
Primary occupation:	
Farming	119
Other	84
Days worked off farm:	
None	82
Any	121
Years on present farm:	
2 years or less	5
3 to 4 years	7
5 to 9 years	58
10 years or more	133
Age group:	
Under 45 years	44
45 to 64 years	132
65 years and over	27
Average age of principal operator (years)	53.2

Economic Characteristics

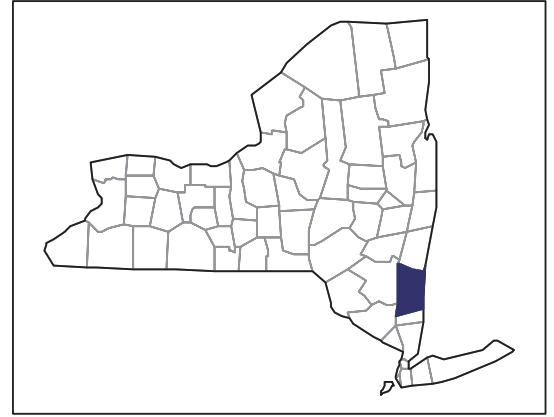
Item	Quantity
Farms by value of sales:	
Less than \$1,000	104
\$1,000 to \$2,499	21
\$2,500 to \$4,999	11
\$5,000 to \$9,999	16
\$10,000 to \$49,999	33
\$50,000 to \$99,999	6
\$100,000 to \$249,999	11
\$250,000 to \$499,999	1
\$500,000 or more	-
Total farm production expenses (\$1,000)	8,561
Average per farm (\$)	42,172
Net cash farm income of operation (\$1,000)	-2,926
Average per farm (\$)	-14,412
Value of agricultural products sold directly to individuals for human consumption (\$1,000)	296
Total organic product sales (\$1,000)	69
Total income from farm-related sources, gross before taxes and expenses (\$1,000)	2,762

See "Census of Agriculture, Volume 1, Geographic Area Series" for complete footnotes, explanations, definitions, and methodology.
(D) Cannot be disclosed. (Z) Less than half of the unit shown.

2007 CENSUS OF AGRICULTURE

Dutchess County – New York

Farms with Spanish, Hispanic, or Latino Operators Compared with All Farms



Data are not available at this geographic level for farms with Spanish, Hispanic, or Latino operators.



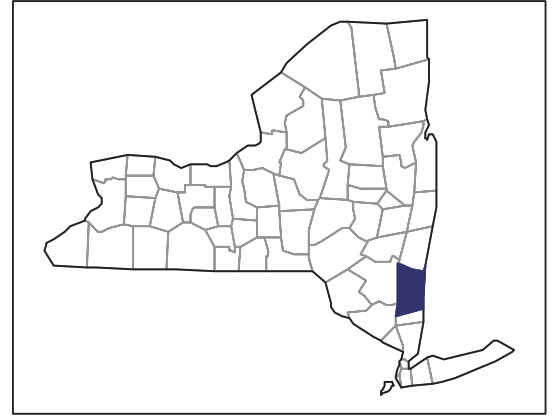
United States Department of Agriculture
National Agricultural Statistics Service

www.agcensus.usda.gov

2007 CENSUS OF AGRICULTURE

Dutchess County – New York

Farms with American Indian or Alaska Native Operators Compared with All Farms



Data are not available at this geographic level for farms with American Indian or Alaska Native operators.



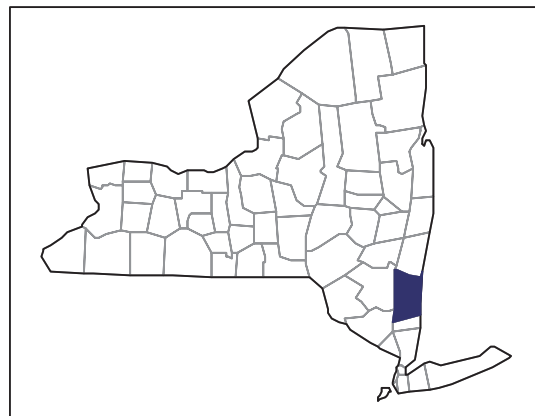
United States Department of Agriculture
National Agricultural Statistics Service

www.agcensus.usda.gov

2007 CENSUS *OF* AGRICULTURE

Dutchess County – New York

**Farms with Asian Operators
Compared with All Farms**



Data are not available at this geographic level for farms with Asian operators.



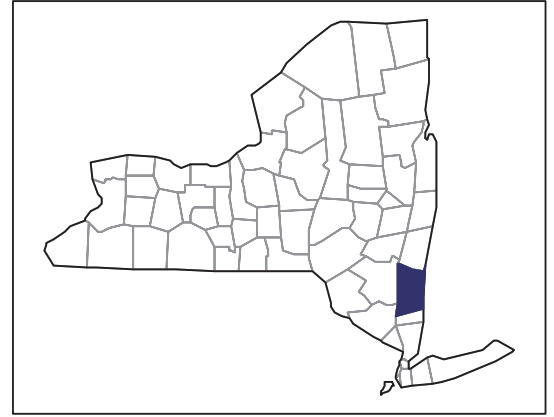
United States Department of Agriculture
National Agricultural Statistics Service

www.agcensus.usda.gov

2007 CENSUS *OF* **AGRICULTURE**

Dutchess County – New York

**Farms with Black or African American
Operators Compared with All Farms**



Data are not available at this geographic level for farms with Black or African American operators.



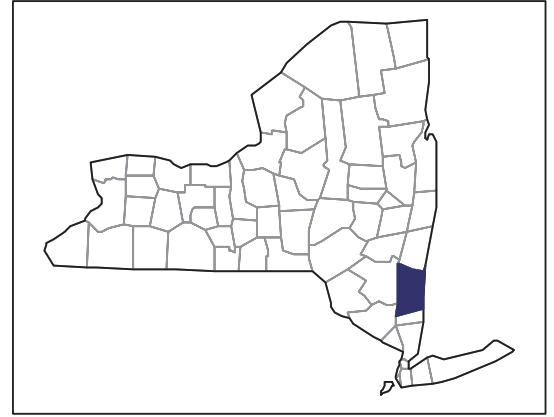
United States Department of Agriculture
National Agricultural Statistics Service

www.agcensus.usda.gov

2007 CENSUS OF AGRICULTURE

Dutchess County – New York

Farms with Native Hawaiian or Other Pacific Islander Operators Compared with All Farms



Data are not available at this geographic level for farms with Native Hawaiian or Other Pacific Islander operators.



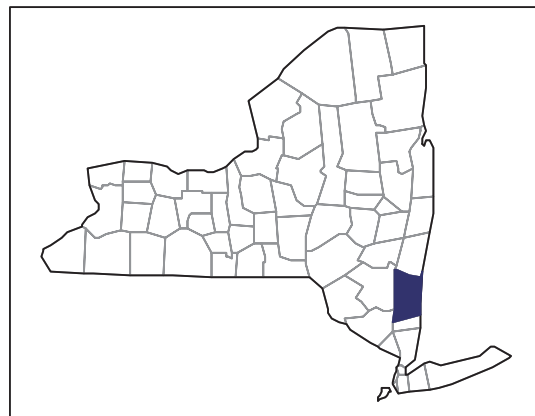
United States Department of Agriculture
National Agricultural Statistics Service

www.agcensus.usda.gov

2007 CENSUS *OF* **AGRICULTURE**

Dutchess County – New York

**Farms with White Operators
Compared with All Farms**



Data are not available at this geographic level for farms with White operators.



United States Department of Agriculture
National Agricultural Statistics Service

www.agcensus.usda.gov

