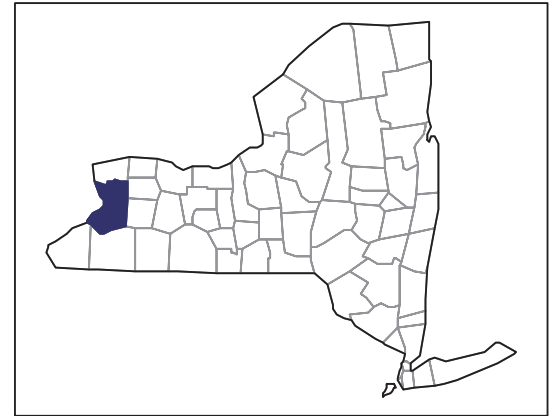


2007 CENSUS OF AGRICULTURE



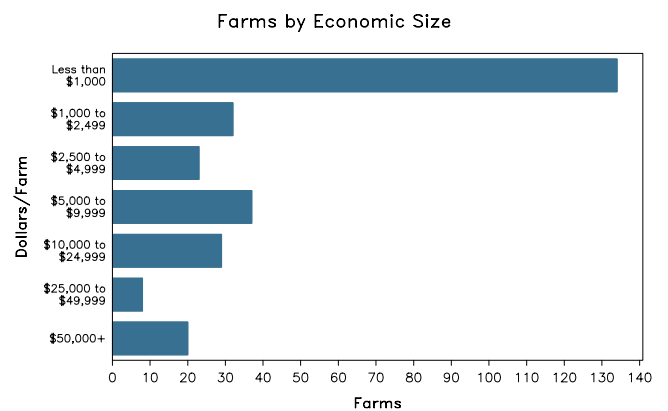
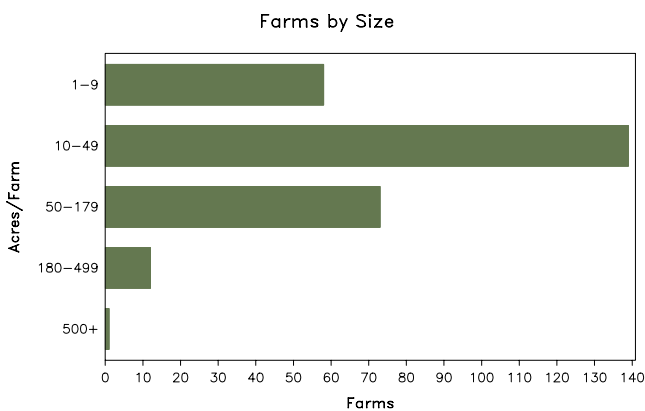
Erie County – New York

Farms with Women Principal Operators Compared with All Farms

	Women Principal Operators	All Farms
Number of Farms	283	1,215
Land in Farms	14,008 acres	149,356 acres
Average Size of Farm	49 acres	123 acres
Market Value of Products Sold	\$6,050,000	\$117,031,000
Crop Sales	\$2,028,000	\$41,627,000
Livestock Sales	\$4,022,000	\$75,404,000
Average Per Farm	\$21,378	\$96,322
Government Payments	\$28,000	\$1,401,000
Average Per Farm Receiving Payments	\$1,134	\$5,248

See footnotes on reverse page.

Farms with Women Principal Operators



2007 CENSUS OF AGRICULTURE

Erie County – New York Farms with Women Principal Operators

Selected Highlights

Item	Farms	Quantity
MARKET VALUE OF AGRICULTURAL PRODUCTS SOLD (\$1,000)		
Total value of agricultural products sold	283	6,050
Value of crops including nursery and greenhouse	105	2,028
Value of livestock, poultry, and their products	97	4,022
VALUE OF SALES BY COMMODITY GROUP (\$1,000)		
Grains, oilseeds, dry beans, and dry peas	7	(D)
Tobacco	-	-
Cotton and cottonseed	-	-
Vegetables, melons, potatoes and sweet potatoes	11	362
Fruits, tree nuts, and berries	15	(D)
Nursery, greenhouse, floriculture, and sod	28	1,050
Cut Christmas trees and short rotation woody crops	1	(D)
Other crops and hay	69	292
Poultry and eggs	20	19
Cattle and calves	22	(D)
Milk and other dairy products from cows	6	673
Hogs and pigs	8	4
Sheep, goats, and their products	21	(D)
Horses, ponies, mules, burros, and donkeys	36	2,004
Aquaculture	-	-
Other animals and other animal products	22	(D)
TOP CROP ITEMS (acres)		
Forage - land used for all hay and haylage, grass silage, and greenchop	96	3,539
Corn for silage or greenchop	9	282
Grapes	11	84
Corn for grain	3	77
Vegetables harvested for sale	11	67
TOP LIVESTOCK INVENTORY ITEMS (number)		
Horses and ponies	165	1,387
Cattle and calves	26	751
Layers	26	744
Sheep and lambs	17	511
Alpacas	13	210

Operator Characteristics

Item	Quantity
Primary occupation:	
Farming	126
Other	157
Days worked off farm:	
None	105
Any	178
Years on present farm:	
2 years or less	10
3 to 4 years	18
5 to 9 years	52
10 years or more	203
Age group:	
Under 45 years	60
45 to 64 years	152
65 years and over	71
Average age of principal operator (years)	55.2

Economic Characteristics

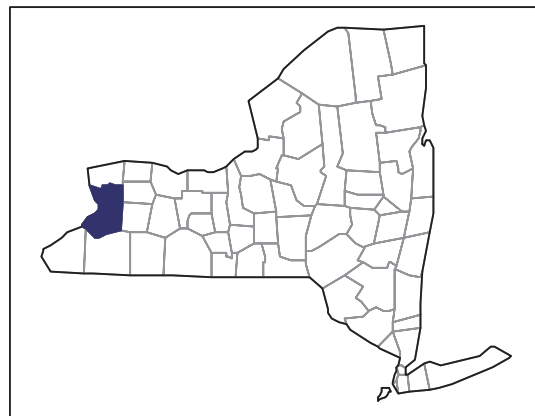
Item	Quantity
Farms by value of sales:	
Less than \$1,000	139
\$1,000 to \$2,499	30
\$2,500 to \$4,999	22
\$5,000 to \$9,999	35
\$10,000 to \$49,999	37
\$50,000 to \$99,999	7
\$100,000 to \$249,999	9
\$250,000 to \$499,999	1
\$500,000 or more	3
Total farm production expenses (\$1,000)	6,974
Average per farm (\$)	24,644
Net cash farm income of operation (\$1,000)	83
Average per farm (\$)	292
Value of agricultural products sold directly to individuals for human consumption (\$1,000)	113
Total organic product sales (\$1,000)	-
Total income from farm-related sources, gross before taxes and expenses (\$1,000)	979

See "Census of Agriculture, Volume 1, Geographic Area Series" for complete footnotes, explanations, definitions, and methodology.
(D) Cannot be disclosed. (Z) Less than half of the unit shown.

2007 CENSUS OF AGRICULTURE

Erie County – New York

Farms with Spanish, Hispanic, or Latino Operators Compared with All Farms



Data are not available at this geographic level for farms with Spanish, Hispanic, or Latino operators.



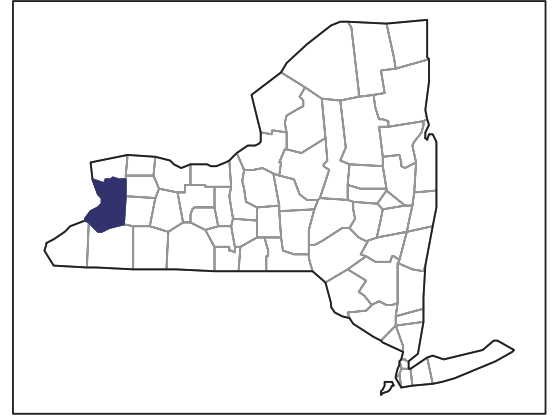
United States Department of Agriculture
National Agricultural Statistics Service

www.agcensus.usda.gov

2007 CENSUS OF AGRICULTURE

Erie County – New York

Farms with American Indian or Alaska Native Operators Compared with All Farms



Data are not available at this geographic level for farms with American Indian or Alaska Native operators.



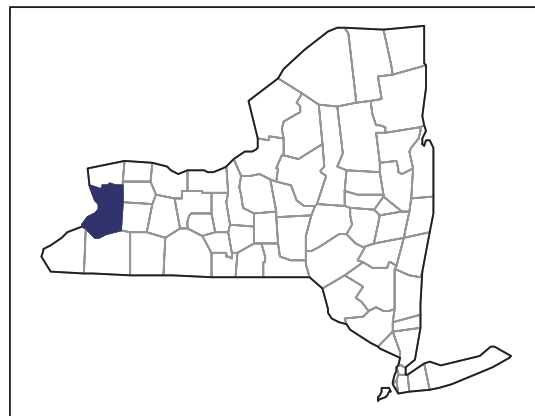
United States Department of Agriculture
National Agricultural Statistics Service

www.agcensus.usda.gov

2007 CENSUS *OF* **AGRICULTURE**

Erie County – New York

**Farms with Asian Operators
Compared with All Farms**



Data are not available at this geographic level for farms with Asian operators.



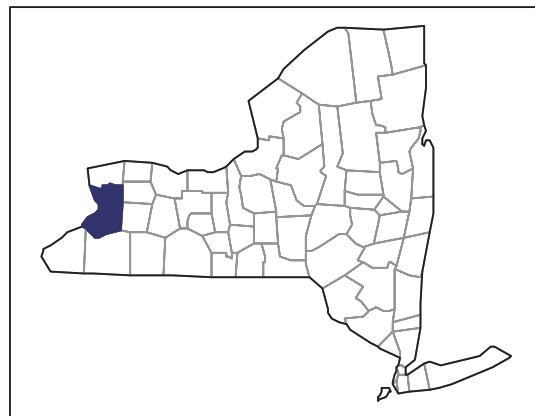
United States Department of Agriculture
National Agricultural Statistics Service

www.agcensus.usda.gov

2007 CENSUS *OF* **AGRICULTURE**

Erie County – New York

**Farms with Black or African American
Operators Compared with All Farms**



Data are not available at this geographic level for farms with Black or African American operators.



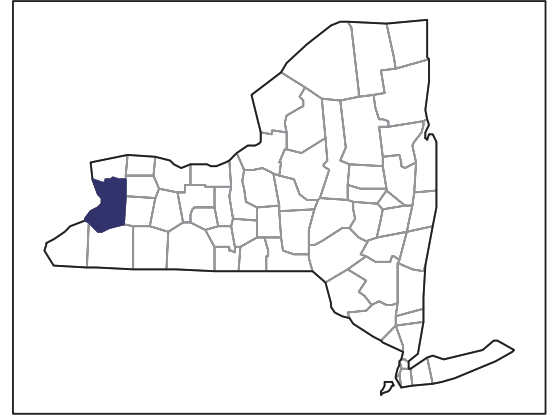
United States Department of Agriculture
National Agricultural Statistics Service

www.agcensus.usda.gov

2007 CENSUS OF AGRICULTURE

Erie County – New York

Farms with Native Hawaiian or Other Pacific Islander Operators Compared with All Farms



Data are not available at this geographic level for farms with Native Hawaiian or Other Pacific Islander operators.



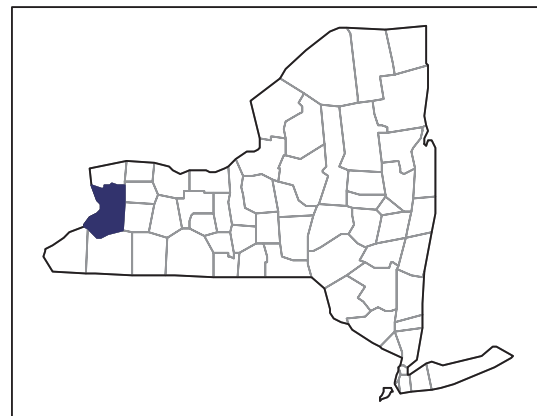
United States Department of Agriculture
National Agricultural Statistics Service

www.agcensus.usda.gov

2007 CENSUS *OF* **AGRICULTURE**

Erie County – New York

**Farms with White Operators
Compared with All Farms**



Data are not available at this geographic level for farms with White operators.



United States Department of Agriculture
National Agricultural Statistics Service

www.agcensus.usda.gov

