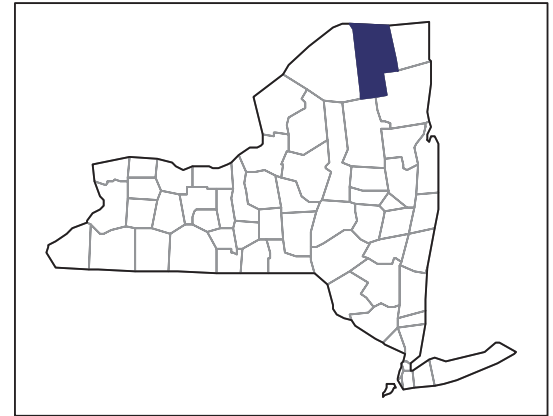


# 2007 CENSUS OF AGRICULTURE



## Franklin County – New York

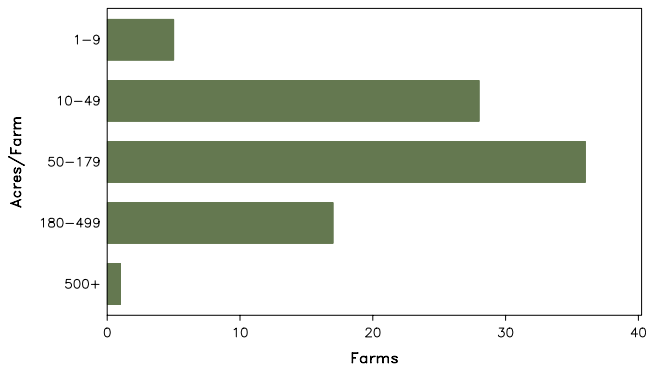
### Farms with Women Principal Operators Compared with All Farms

	Women Principal Operators	All Farms
<b>Number of Farms</b>	87	604
<b>Land in Farms</b>	12,872 acres	130,852 acres
<b>Average Size of Farm</b>	148 acres	217 acres
<b>Market Value of Products Sold</b>	\$9,847,000	\$68,097,000
Crop Sales	(D)	\$10,340,000
Livestock Sales	(D)	\$57,757,000
Average Per Farm	\$113,182	\$112,743
<b>Government Payments</b>	\$49,000	\$943,000
Average Per Farm Receiving Payments	\$4,448	\$5,356

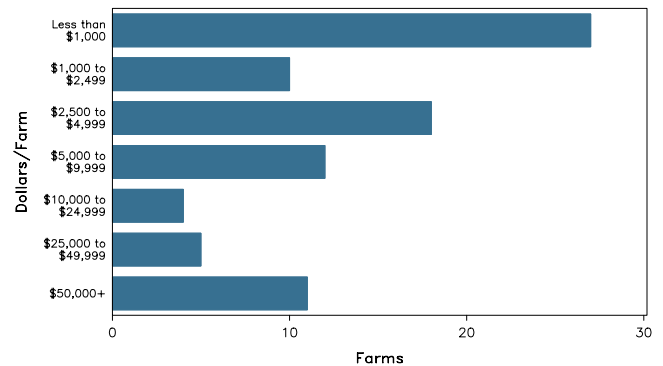
See footnotes on reverse page.

### Farms with Women Principal Operators

Farms by Size



Farms by Economic Size



# 2007 CENSUS OF AGRICULTURE

## Franklin County – New York Farms with Women Principal Operators

### Selected Highlights

Item	Farms	Quantity
<b>MARKET VALUE OF AGRICULTURAL PRODUCTS SOLD (\$1,000)</b>		
Total value of agricultural products sold	87	9,847
Value of crops including nursery and greenhouse	48	(D)
Value of livestock, poultry, and their products	36	(D)
<b>VALUE OF SALES BY COMMODITY GROUP (\$1,000)</b>		
Grains, oilseeds, dry beans, and dry peas	6	148
Tobacco	-	-
Cotton and cottonseed	-	-
Vegetables, melons, potatoes and sweet potatoes	9	(D)
Fruits, tree nuts, and berries	8	(D)
Nursery, greenhouse, floriculture, and sod	7	225
Cut Christmas trees and short rotation woody crops	1	(D)
Other crops and hay	34	396
Poultry and eggs	10	(D)
Cattle and calves	16	(D)
Milk and other dairy products from cows	6	(D)
Hogs and pigs	1	(D)
Sheep, goats, and their products	6	7
Horses, ponies, mules, burros, and donkeys	4	6
Aquaculture	-	-
Other animals and other animal products	8	23
<b>TOP CROP ITEMS (acres)</b>		
Forage - land used for all hay and haylage, grass silage, and greenchop	41	3,616
Corn for silage or greenchop	5	(D)
Corn for grain	2	(D)
Vegetables harvested for sale	9	142
Rye for grain	3	135
<b>TOP LIVESTOCK INVENTORY ITEMS (number)</b>		
Cattle and calves	25	3,139
Horses and ponies	28	229
Sheep and lambs	8	(D)
Rabbits and their pelts	3	(D)
Layers	3	61

### Operator Characteristics

Item	Quantity
Primary occupation:	
Farming	46
Other	41
Days worked off farm:	
None	28
Any	59
Years on present farm:	
2 years or less	8
3 to 4 years	10
5 to 9 years	22
10 years or more	47
Age group:	
Under 45 years	24
45 to 64 years	50
65 years and over	13
Average age of principal operator (years)	52.1

### Economic Characteristics

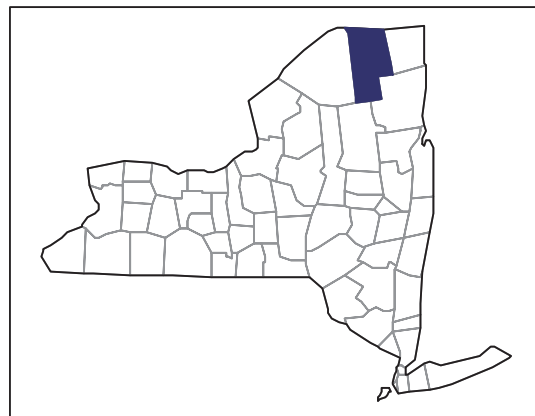
Item	Quantity
Farms by value of sales:	
Less than \$1,000	27
\$1,000 to \$2,499	10
\$2,500 to \$4,999	18
\$5,000 to \$9,999	12
\$10,000 to \$49,999	9
\$50,000 to \$99,999	4
\$100,000 to \$249,999	4
\$250,000 to \$499,999	2
\$500,000 or more	1
Total farm production expenses (\$1,000)	9,263
Average per farm (\$)	106,477
Net cash farm income of operation (\$1,000)	800
Average per farm (\$)	9,191
Value of agricultural products sold directly to individuals for human consumption (\$1,000)	59
Total organic product sales (\$1,000)	-
Total income from farm-related sources, gross before taxes and expenses (\$1,000)	167

See "Census of Agriculture, Volume 1, Geographic Area Series" for complete footnotes, explanations, definitions, and methodology.  
(D) Cannot be disclosed. (Z) Less than half of the unit shown.

# 2007 CENSUS OF AGRICULTURE

## Franklin County – New York

### Farms with Spanish, Hispanic, or Latino Operators Compared with All Farms



Data are not available at this geographic level for farms with Spanish, Hispanic, or Latino operators.



United States Department of Agriculture  
National Agricultural Statistics Service

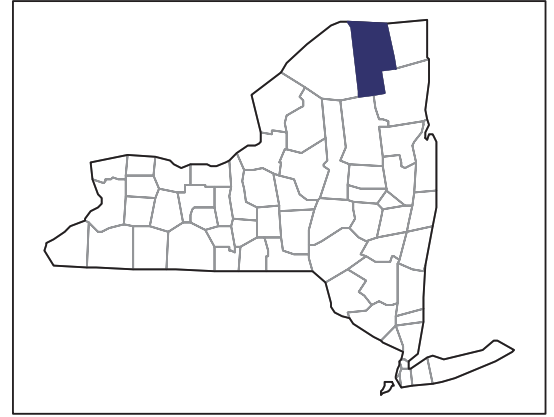
[www.agcensus.usda.gov](http://www.agcensus.usda.gov)



# 2007 CENSUS OF AGRICULTURE

## Franklin County – New York

### Farms with American Indian or Alaska Native Operators Compared with All Farms



Data are not available at this geographic level for farms with American Indian or Alaska Native operators.



United States Department of Agriculture  
National Agricultural Statistics Service

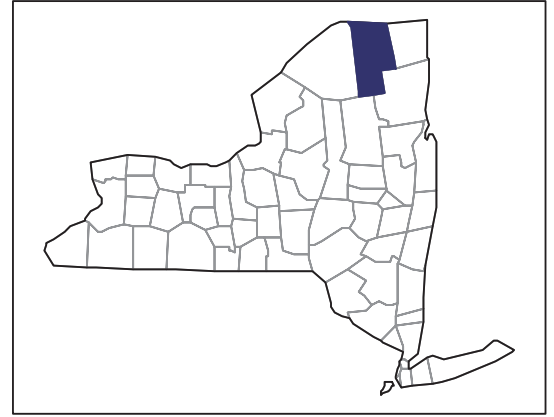
[www.agcensus.usda.gov](http://www.agcensus.usda.gov)



# 2007 CENSUS OF AGRICULTURE

**Franklin County – New York**

**Farms with Asian Operators  
Compared with All Farms**



**Data are not available at this geographic level for farms with Asian operators.**



United States Department of Agriculture  
National Agricultural Statistics Service

[www.agcensus.usda.gov](http://www.agcensus.usda.gov)

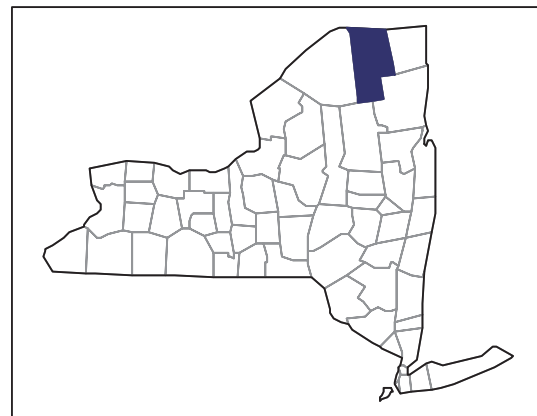




# 2007 CENSUS *OF* **AGRICULTURE**

**Franklin County – New York**

**Farms with Black or African American  
Operators Compared with All Farms**



**Data are not available at this geographic level for farms with Black or African American operators.**



United States Department of Agriculture  
National Agricultural Statistics Service

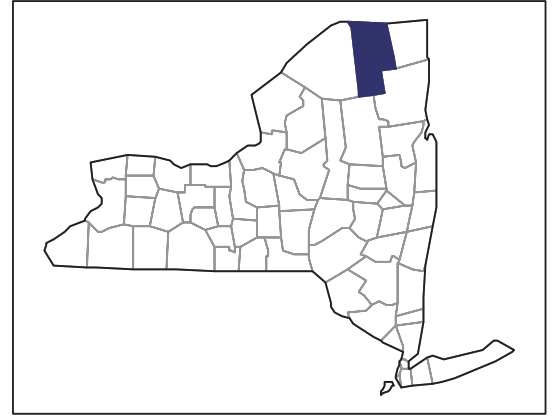
[www.agcensus.usda.gov](http://www.agcensus.usda.gov)



# 2007 CENSUS OF AGRICULTURE

## Franklin County – New York

### Farms with Native Hawaiian or Other Pacific Islander Operators Compared with All Farms



Data are not available at this geographic level for farms with Native Hawaiian or Other Pacific Islander operators.



United States Department of Agriculture  
National Agricultural Statistics Service

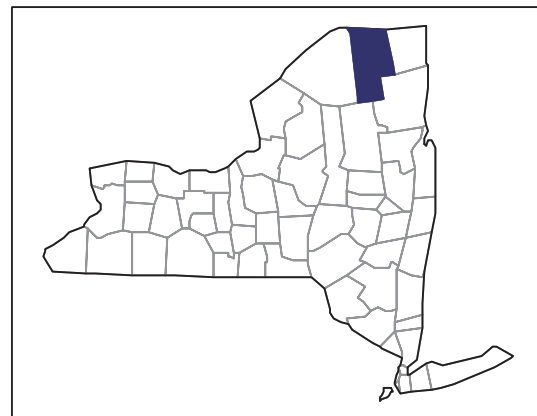
[www.agcensus.usda.gov](http://www.agcensus.usda.gov)



# 2007 CENSUS OF AGRICULTURE

Franklin County – New York

Farms with White Operators  
Compared with All Farms



Data are not available at this geographic level for farms with White operators.



United States Department of Agriculture  
National Agricultural Statistics Service

[www.agcensus.usda.gov](http://www.agcensus.usda.gov)

