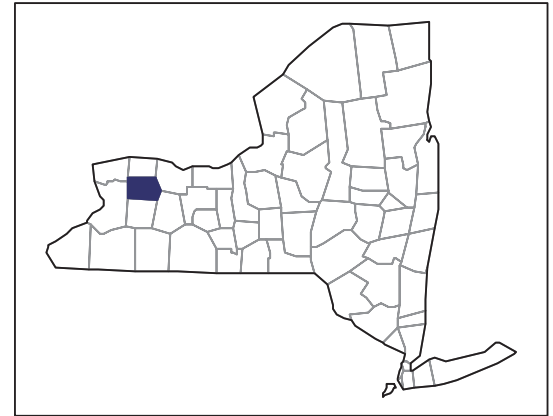


2007 CENSUS OF AGRICULTURE



Genesee County – New York

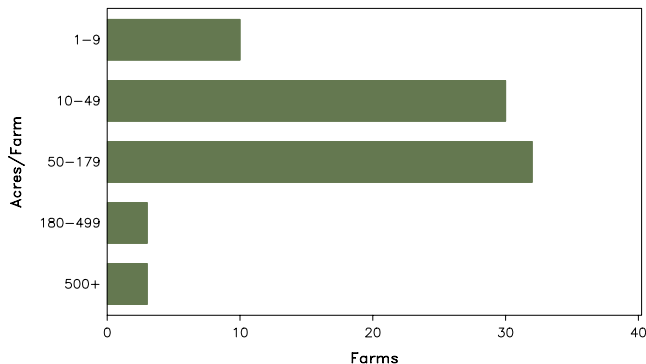
Farms with Women Principal Operators Compared with All Farms

	Women Principal Operators	All Farms
Number of Farms	78	551
Land in Farms	20,072 acres	183,539 acres
Average Size of Farm	257 acres	333 acres
Market Value of Products Sold	\$27,224,000	\$177,810,000
Crop Sales	(D)	\$62,918,000
Livestock Sales	(D)	\$114,892,000
Average Per Farm	\$349,028	\$322,703
Government Payments	\$63,000	\$1,989,000
Average Per Farm Receiving Payments	\$2,885	\$7,287

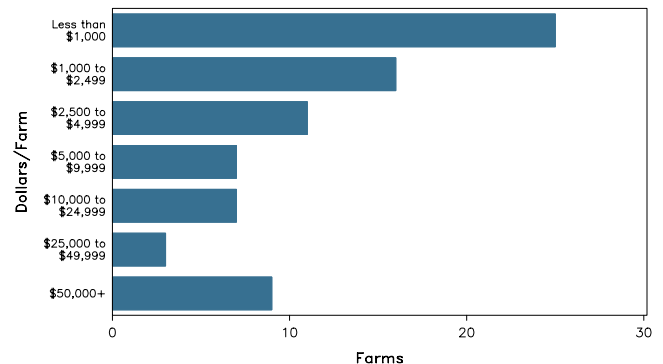
See footnotes on reverse page.

Farms with Women Principal Operators

Farms by Size



Farms by Economic Size



2007 CENSUS OF AGRICULTURE

Genesee County – New York Farms with Women Principal Operators

Selected Highlights

Item	Farms	Quantity
MARKET VALUE OF AGRICULTURAL PRODUCTS SOLD (\$1,000)		
Total value of agricultural products sold	78	27,224
Value of crops including nursery and greenhouse	25	(D)
Value of livestock, poultry, and their products	42	(D)
VALUE OF SALES BY COMMODITY GROUP (\$1,000)		
Grains, oilseeds, dry beans, and dry peas	7	(D)
Tobacco	-	-
Cotton and cottonseed	-	-
Vegetables, melons, potatoes and sweet potatoes	7	(D)
Fruits, tree nuts, and berries	-	-
Nursery, greenhouse, floriculture, and sod	4	138
Cut Christmas trees and short rotation woody crops	-	-
Other crops and hay	11	182
Poultry and eggs	12	(D)
Cattle and calves	7	(D)
Milk and other dairy products from cows	4	9,702
Hogs and pigs	4	2
Sheep, goats, and their products	10	17
Horses, ponies, mules, burros, and donkeys	17	(D)
Aquaculture	-	-
Other animals and other animal products	9	26
TOP CROP ITEMS (acres)		
Vegetables harvested for sale	7	(D)
Forage - land used for all hay and haylage, grass silage, and greenchop	26	2,970
Corn for grain	6	2,444
Cabbage, head	1	(D)
Corn for silage or greenchop	3	1,478
TOP LIVESTOCK INVENTORY ITEMS (number)		
Cattle and calves	11	4,004
Horses and ponies	40	344
Layers	12	247
Goats, all	8	160
Alpacas	4	102

Operator Characteristics

Item	Quantity
Primary occupation:	
Farming	26
Other	52
Days worked off farm:	
None	29
Any	49
Years on present farm:	
2 years or less	5
3 to 4 years	7
5 to 9 years	19
10 years or more	47
Age group:	
Under 45 years	21
45 to 64 years	43
65 years and over	14
Average age of principal operator (years)	52.6

Economic Characteristics

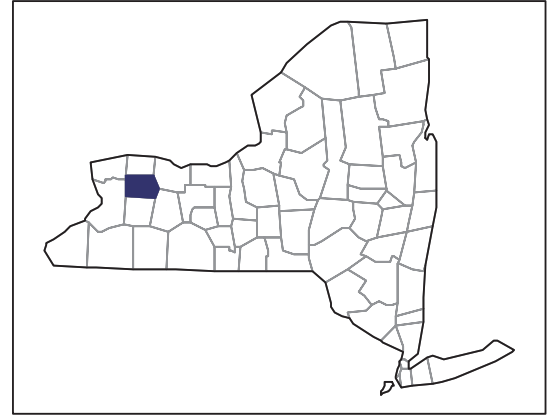
Item	Quantity
Farms by value of sales:	
Less than \$1,000	28
\$1,000 to \$2,499	16
\$2,500 to \$4,999	9
\$5,000 to \$9,999	6
\$10,000 to \$49,999	10
\$50,000 to \$99,999	4
\$100,000 to \$249,999	1
\$250,000 to \$499,999	1
\$500,000 or more	3
Total farm production expenses (\$1,000)	23,487
Average per farm (\$)	301,115
Net cash farm income of operation (\$1,000)	4,202
Average per farm (\$)	53,866
Value of agricultural products sold directly to individuals for human consumption (\$1,000)	(D)
Total organic product sales (\$1,000)	-
Total income from farm-related sources, gross before taxes and expenses (\$1,000)	401

See "Census of Agriculture, Volume 1, Geographic Area Series" for complete footnotes, explanations, definitions, and methodology.
(D) Cannot be disclosed. (Z) Less than half of the unit shown.

2007 CENSUS *OF* AGRICULTURE

Genesee County – New York

**Farms with Spanish, Hispanic, or
Latino Operators Compared with
All Farms**



Data are not available at this geographic level for farms with Spanish, Hispanic, or Latino operators.



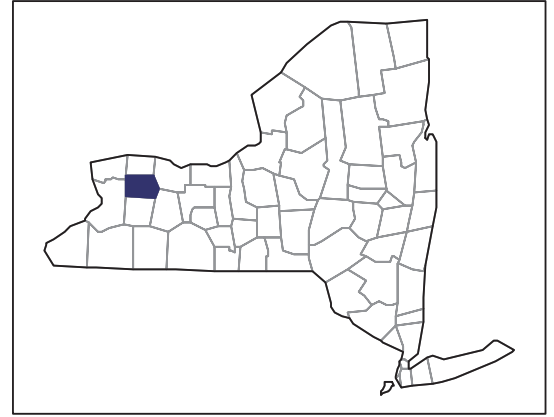
United States Department of Agriculture
National Agricultural Statistics Service

www.agcensus.usda.gov

2007 CENSUS *OF* AGRICULTURE

Genesee County – New York

**Farms with American Indian or Alaska
Native Operators Compared with All
Farms**



Data are not available at this geographic level for farms with American Indian or Alaska Native operators.



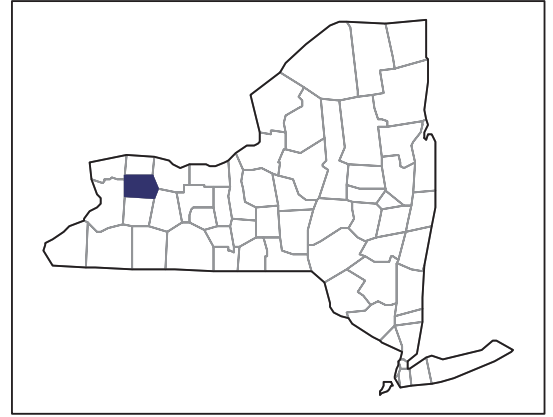
United States Department of Agriculture
National Agricultural Statistics Service

www.agcensus.usda.gov

2007 CENSUS *OF* **AGRICULTURE**

Genesee County – New York

**Farms with Asian Operators
Compared with All Farms**



Data are not available at this geographic level for farms with Asian operators.



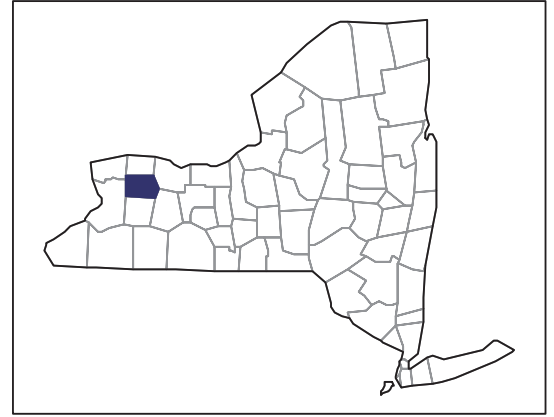
United States Department of Agriculture
National Agricultural Statistics Service

www.agcensus.usda.gov

2007 CENSUS *OF* **AGRICULTURE**

Genesee County – New York

**Farms with Black or African American
Operators Compared with All Farms**



Data are not available at this geographic level for farms with Black or African American operators.



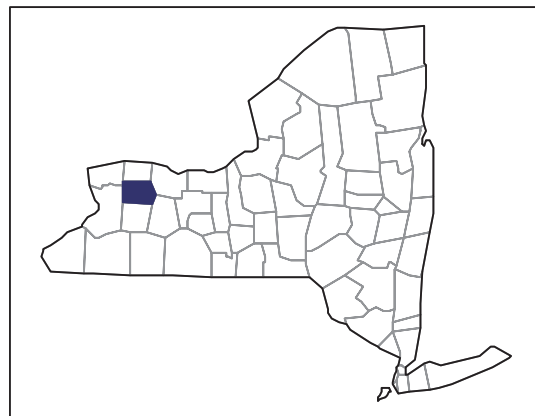
United States Department of Agriculture
National Agricultural Statistics Service

www.agcensus.usda.gov

2007 CENSUS OF AGRICULTURE

Genesee County – New York

Farms with Native Hawaiian or Other Pacific Islander Operators Compared with All Farms



Data are not available at this geographic level for farms with Native Hawaiian or Other Pacific Islander operators.



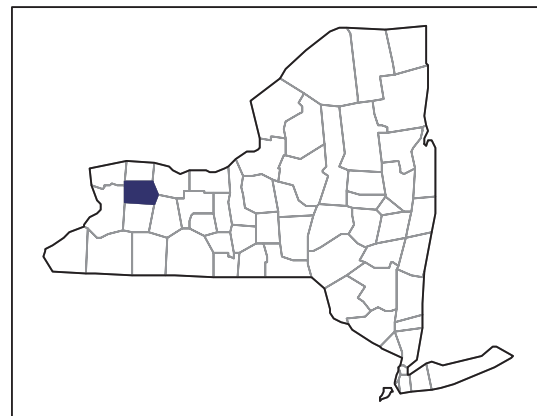
United States Department of Agriculture
National Agricultural Statistics Service

www.agcensus.usda.gov

2007 CENSUS *OF* AGRICULTURE

Genesee County – New York

**Farms with White Operators
Compared with All Farms**



Data are not available at this geographic level for farms with White operators.



United States Department of Agriculture
National Agricultural Statistics Service

www.agcensus.usda.gov

