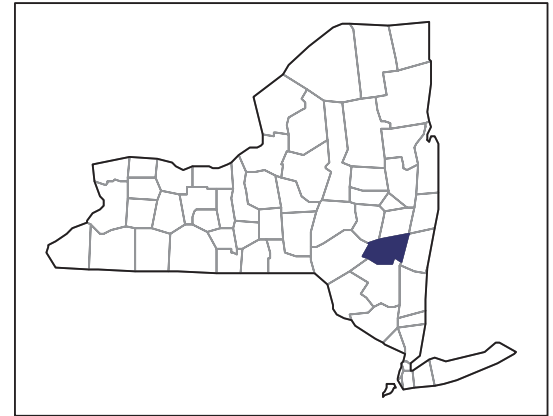


2007 CENSUS OF AGRICULTURE



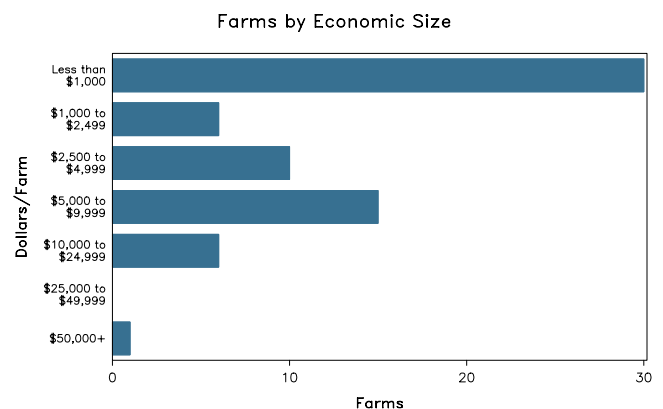
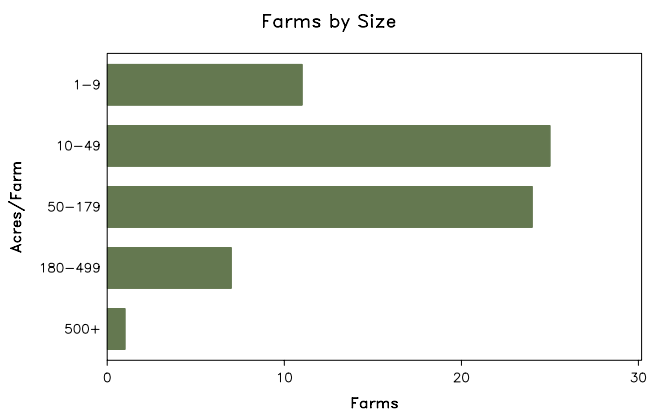
Greene County – New York

Farms with Women Principal Operators Compared with All Farms

	Women Principal Operators	All Farms
Number of Farms	68	286
Land in Farms	5,042 acres	44,328 acres
Average Size of Farm	74 acres	155 acres
Market Value of Products Sold	\$495,000	\$16,373,000
Crop Sales	\$368,000	\$7,121,000
Livestock Sales	\$127,000	\$9,252,000
Average Per Farm	\$7,276	\$57,249
Government Payments	(D)	\$225,000
Average Per Farm Receiving Payments	(D)	\$3,576

See footnotes on reverse page.

Farms with Women Principal Operators



2007 CENSUS OF AGRICULTURE

Greene County – New York Farms with Women Principal Operators

Selected Highlights

Item	Farms	Quantity
MARKET VALUE OF AGRICULTURAL PRODUCTS SOLD (\$1,000)		
Total value of agricultural products sold	68	495
Value of crops including nursery and greenhouse	22	368
Value of livestock, poultry, and their products	41	127
VALUE OF SALES BY COMMODITY GROUP (\$1,000)		
Grains, oilseeds, dry beans, and dry peas	-	-
Tobacco	-	-
Cotton and cottonseed	-	-
Vegetables, melons, potatoes and sweet potatoes	7	(D)
Fruits, tree nuts, and berries	2	(D)
Nursery, greenhouse, floriculture, and sod	5	293
Cut Christmas trees and short rotation woody crops	-	-
Other crops and hay	12	43
Poultry and eggs	20	(D)
Cattle and calves	8	(D)
Milk and other dairy products from cows	-	-
Hogs and pigs	3	1
Sheep, goats, and their products	13	18
Horses, ponies, mules, burros, and donkeys	6	32
Aquaculture	-	-
Other animals and other animal products	13	25
TOP CROP ITEMS (acres)		
Forage - land used for all hay and haylage, grass silage, and greenchop	20	843
Floriculture crops, total	4	(D)
Vegetables harvested for sale	8	9
Nursery stock	1	(D)
Garlic	6	(D)
TOP LIVESTOCK INVENTORY ITEMS (number)		
Layers	29	633
Cattle and calves	11	279
Goats, all	18	252
Horses and ponies	36	224
Pullets for laying flock replacement	5	112

Operator Characteristics

Item	Quantity
Primary occupation:	
Farming	22
Other	46
Days worked off farm:	
None	21
Any	47
Years on present farm:	
2 years or less	3
3 to 4 years	9
5 to 9 years	15
10 years or more	41
Age group:	
Under 45 years	12
45 to 64 years	46
65 years and over	10
Average age of principal operator (years)	53.7

Economic Characteristics

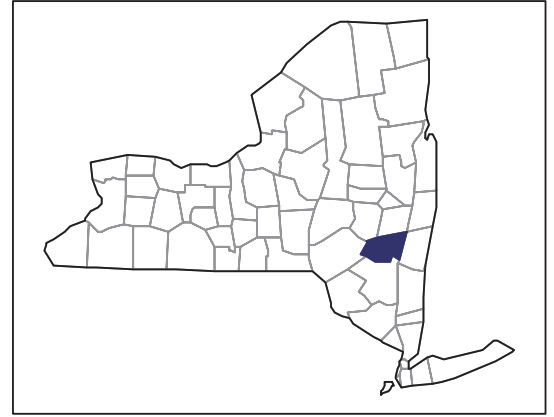
Item	Quantity
Farms by value of sales:	
Less than \$1,000	30
\$1,000 to \$2,499	6
\$2,500 to \$4,999	10
\$5,000 to \$9,999	15
\$10,000 to \$49,999	6
\$50,000 to \$99,999	-
\$100,000 to \$249,999	1
\$250,000 to \$499,999	-
\$500,000 or more	-
Total farm production expenses (\$1,000)	1,158
Average per farm (\$)	17,025
Net cash farm income of operation (\$1,000)	-645
Average per farm (\$)	-9,484
Value of agricultural products sold directly to individuals for human consumption (\$1,000)	43
Total organic product sales (\$1,000)	8
Total income from farm-related sources, gross before taxes and expenses (\$1,000)	17

See "Census of Agriculture, Volume 1, Geographic Area Series" for complete footnotes, explanations, definitions, and methodology.
(D) Cannot be disclosed. (Z) Less than half of the unit shown.

2007 CENSUS OF AGRICULTURE

Greene County – New York

Farms with Spanish, Hispanic, or Latino Operators Compared with All Farms



Data are not available at this geographic level for farms with Spanish, Hispanic, or Latino operators.



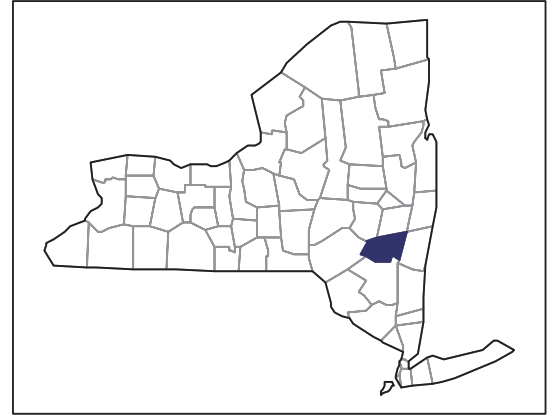
United States Department of Agriculture
National Agricultural Statistics Service

www.agcensus.usda.gov

2007 CENSUS OF AGRICULTURE

Greene County – New York

Farms with American Indian or Alaska Native Operators Compared with All Farms



Data are not available at this geographic level for farms with American Indian or Alaska Native operators.



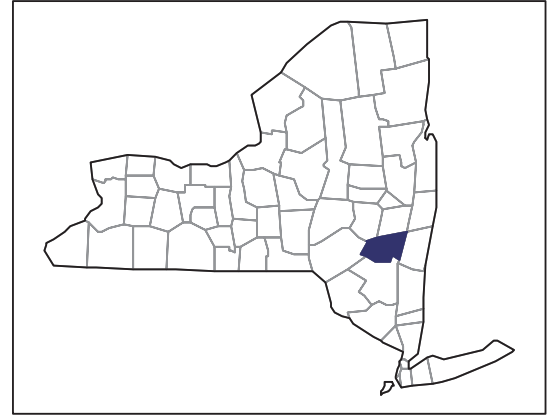
United States Department of Agriculture
National Agricultural Statistics Service

www.agcensus.usda.gov

2007 CENSUS OF AGRICULTURE

Greene County – New York

**Farms with Asian Operators
Compared with All Farms**



Data are not available at this geographic level for farms with Asian operators.



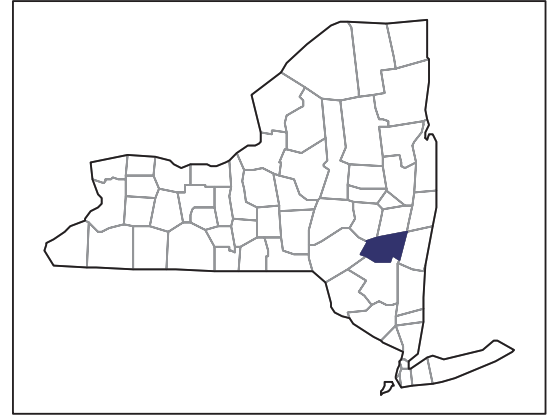
United States Department of Agriculture
National Agricultural Statistics Service

www.agcensus.usda.gov

2007 CENSUS OF AGRICULTURE

Greene County – New York

Farms with Black or African American Operators Compared with All Farms



Data are not available at this geographic level for farms with Black or African American operators.



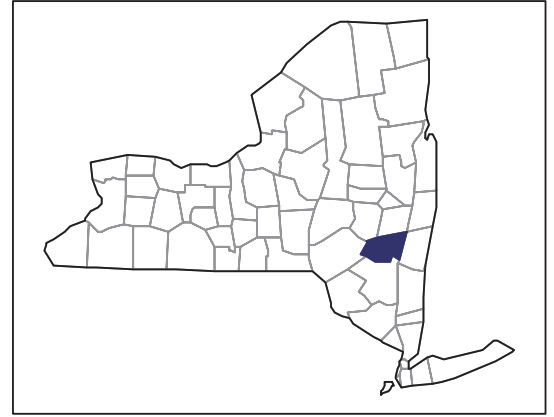
United States Department of Agriculture
National Agricultural Statistics Service

www.agcensus.usda.gov

2007 CENSUS *OF* AGRICULTURE

Greene County – New York

**Farms with Native Hawaiian or Other
Pacific Islander Operators Compared
with All Farms**



Data are not available at this geographic level for farms with Native Hawaiian or Other Pacific Islander operators.



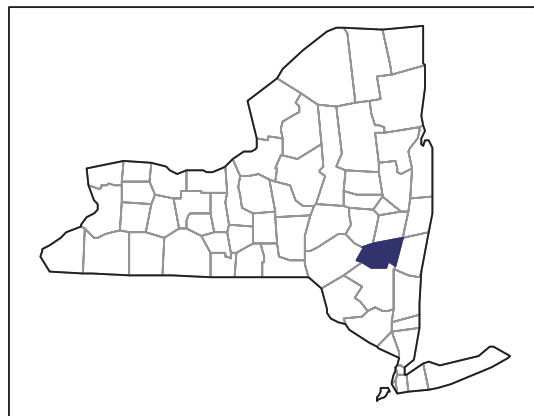
United States Department of Agriculture
National Agricultural Statistics Service

www.agcensus.usda.gov

2007 CENSUS *OF* AGRICULTURE

Greene County – New York

**Farms with White Operators
Compared with All Farms**



Data are not available at this geographic level for farms with White operators.



United States Department of Agriculture
National Agricultural Statistics Service

www.agcensus.usda.gov

