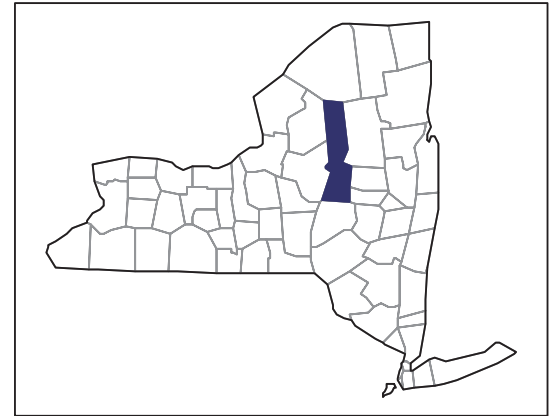


# 2007 CENSUS OF AGRICULTURE



## Herkimer County – New York

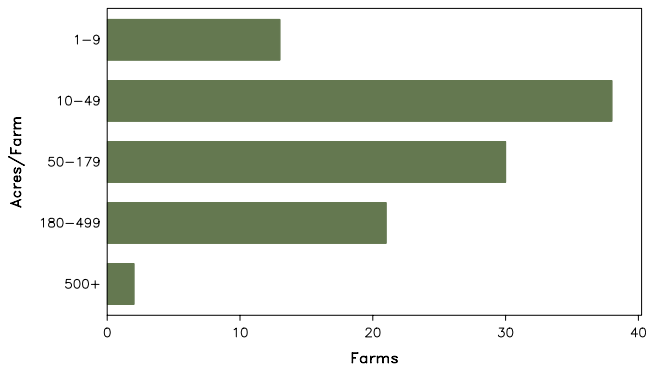
### Farms with Women Principal Operators Compared with All Farms

	Women Principal Operators	All Farms
<b>Number of Farms</b>	104	672
<b>Land in Farms</b>	11,618 acres	140,017 acres
<b>Average Size of Farm</b>	112 acres	208 acres
<b>Market Value of Products Sold</b>	\$1,706,000	\$62,141,000
Crop Sales	\$307,000	\$7,663,000
Livestock Sales	\$1,399,000	\$54,478,000
Average Per Farm	\$16,400	\$92,472
<b>Government Payments</b>	\$33,000	\$992,000
Average Per Farm Receiving Payments	\$1,661	\$3,936

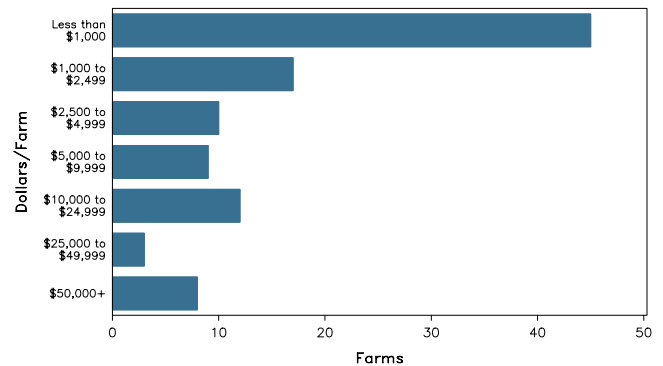
See footnotes on reverse page.

### Farms with Women Principal Operators

Farms by Size



Farms by Economic Size



# 2007 CENSUS OF AGRICULTURE

## Herkimer County – New York Farms with Women Principal Operators

### Selected Highlights

Item	Farms	Quantity
<b>MARKET VALUE OF AGRICULTURAL PRODUCTS SOLD (\$1,000)</b>		
Total value of agricultural products sold	104	1,706
Value of crops including nursery and greenhouse	37	307
Value of livestock, poultry, and their products	35	1,399
<b>VALUE OF SALES BY COMMODITY GROUP (\$1,000)</b>		
Grains, oilseeds, dry beans, and dry peas	5	(D)
Tobacco	-	-
Cotton and cottonseed	-	-
Vegetables, melons, potatoes and sweet potatoes	6	18
Fruits, tree nuts, and berries	-	-
Nursery, greenhouse, floriculture, and sod	5	70
Cut Christmas trees and short rotation woody crops	1	(D)
Other crops and hay	25	187
Poultry and eggs	10	(D)
Cattle and calves	15	132
Milk and other dairy products from cows	14	1,195
Hogs and pigs	2	(D)
Sheep, goats, and their products	5	(D)
Horses, ponies, mules, burros, and donkeys	6	18
Aquaculture	-	-
Other animals and other animal products	-	-
<b>TOP CROP ITEMS (acres)</b>		
Forage - land used for all hay and haylage, grass silage, and greenchop	48	3,574
Corn for silage or greenchop	4	91
Oats for grain	4	50
Corn for grain	5	15
Short-rotation woody crops	1	(D)
<b>TOP LIVESTOCK INVENTORY ITEMS (number)</b>		
Cattle and calves	37	929
Layers	13	663
Broilers and other meat-type chickens	2	(D)
Sheep and lambs	4	342
Horses and ponies	56	309

### Operator Characteristics

Item	Quantity
Primary occupation:	
Farming	46
Other	58
Days worked off farm:	
None	43
Any	61
Years on present farm:	
2 years or less	8
3 to 4 years	16
5 to 9 years	13
10 years or more	67
Age group:	
Under 45 years	28
45 to 64 years	57
65 years and over	19
Average age of principal operator (years)	53.5

### Economic Characteristics

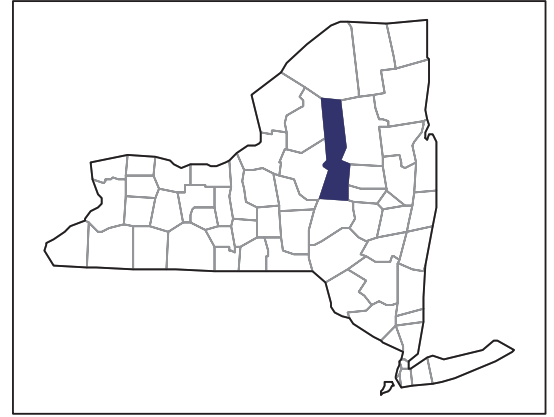
Item	Quantity
Farms by value of sales:	
Less than \$1,000	53
\$1,000 to \$2,499	11
\$2,500 to \$4,999	10
\$5,000 to \$9,999	7
\$10,000 to \$49,999	15
\$50,000 to \$99,999	2
\$100,000 to \$249,999	4
\$250,000 to \$499,999	2
\$500,000 or more	-
Total farm production expenses (\$1,000)	2,065
Average per farm (\$)	19,852
Net cash farm income of operation (\$1,000)	-142
Average per farm (\$)	-1,367
Value of agricultural products sold directly to individuals for human consumption (\$1,000)	1
Total organic product sales (\$1,000)	(D)
Total income from farm-related sources, gross before taxes and expenses (\$1,000)	184

See "Census of Agriculture, Volume 1, Geographic Area Series" for complete footnotes, explanations, definitions, and methodology.  
(D) Cannot be disclosed. (Z) Less than half of the unit shown.

# 2007 CENSUS OF AGRICULTURE

**Herkimer County – New York**

**Farms with Spanish, Hispanic, or Latino Operators Compared with All Farms**



**Data are not available at this geographic level for farms with Spanish, Hispanic, or Latino operators.**



United States Department of Agriculture  
National Agricultural Statistics Service

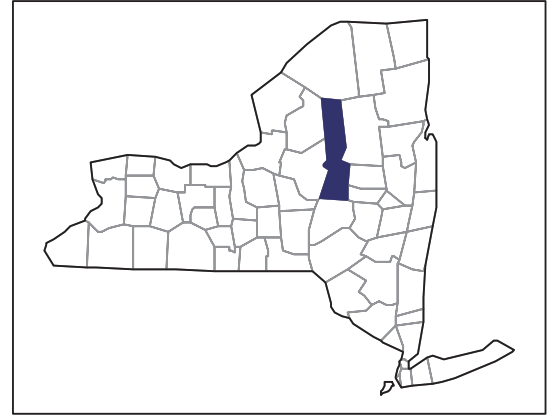
[www.agcensus.usda.gov](http://www.agcensus.usda.gov)



# 2007 CENSUS OF AGRICULTURE

**Herkimer County – New York**

**Farms with American Indian or Alaska Native Operators Compared with All Farms**



**Data are not available at this geographic level for farms with American Indian or Alaska Native operators.**



United States Department of Agriculture  
National Agricultural Statistics Service

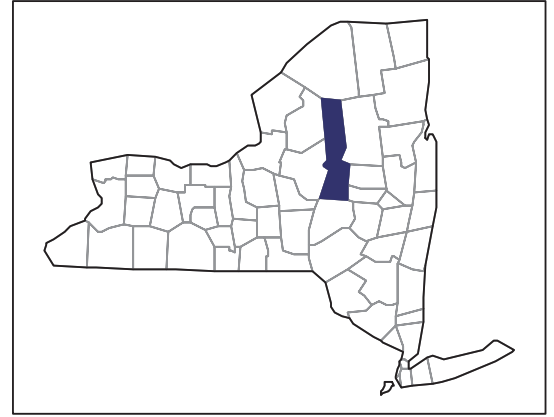
[www.agcensus.usda.gov](http://www.agcensus.usda.gov)



# 2007 CENSUS *OF* AGRICULTURE

**Herkimer County – New York**

**Farms with Asian Operators  
Compared with All Farms**



**Data are not available at this geographic level for farms with Asian operators.**



United States Department of Agriculture  
National Agricultural Statistics Service

[www.agcensus.usda.gov](http://www.agcensus.usda.gov)

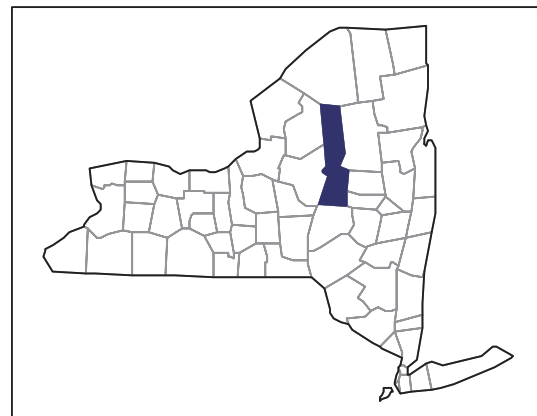




# 2007 CENSUS *OF* AGRICULTURE

**Herkimer County – New York**

**Farms with Black or African American  
Operators Compared with All Farms**



**Data are not available at this geographic level for farms with Black or African American operators.**



United States Department of Agriculture  
National Agricultural Statistics Service

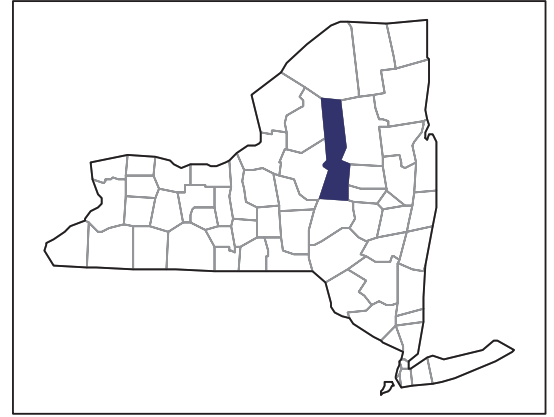
[www.agcensus.usda.gov](http://www.agcensus.usda.gov)



# 2007 CENSUS OF AGRICULTURE

**Herkimer County – New York**

**Farms with Native Hawaiian or Other Pacific Islander Operators Compared with All Farms**



**Data are not available at this geographic level for farms with Native Hawaiian or Other Pacific Islander operators.**



United States Department of Agriculture  
National Agricultural Statistics Service

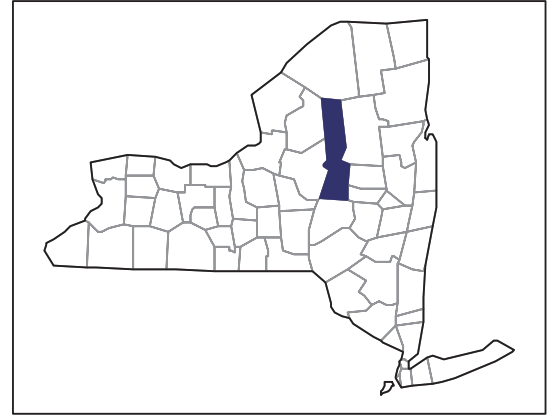
[www.agcensus.usda.gov](http://www.agcensus.usda.gov)



# 2007 CENSUS OF AGRICULTURE

**Herkimer County – New York**

**Farms with White Operators  
Compared with All Farms**



**Data are not available at this geographic level for farms with White operators.**



United States Department of Agriculture  
National Agricultural Statistics Service

[www.agcensus.usda.gov](http://www.agcensus.usda.gov)

