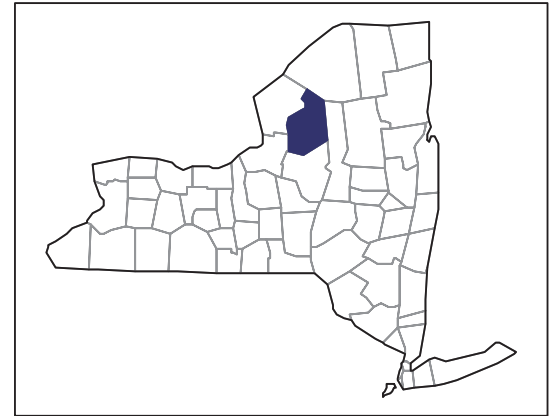


2007 CENSUS OF AGRICULTURE



Lewis County – New York

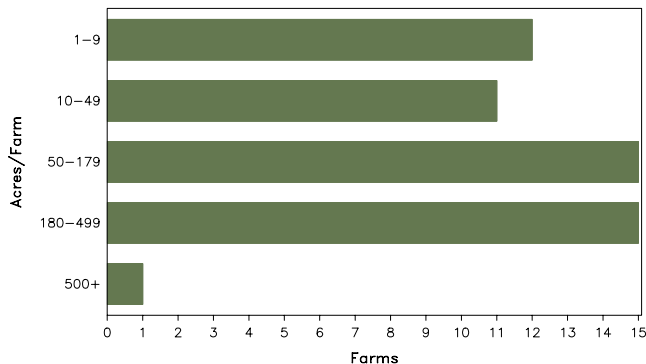
Farms with Women Principal Operators Compared with All Farms

	Women Principal Operators	All Farms
Number of Farms	54	616
Land in Farms	6,414 acres	167,249 acres
Average Size of Farm	119 acres	272 acres
Market Value of Products Sold	\$2,911,000	\$112,629,000
Crop Sales	\$240,000	\$6,664,000
Livestock Sales	\$2,672,000	\$105,965,000
Average Per Farm	\$53,914	\$182,839
Government Payments	\$52,000	\$1,012,000
Average Per Farm Receiving Payments	\$4,357	\$4,164

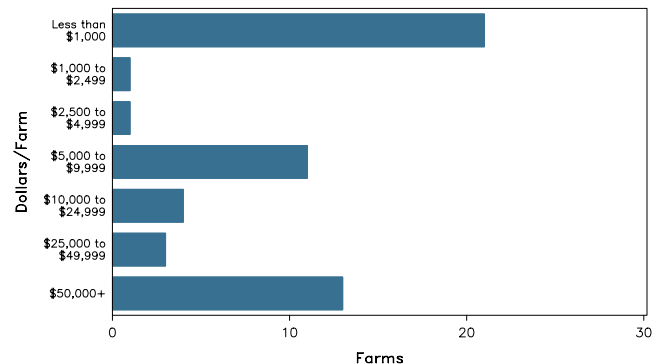
See footnotes on reverse page.

Farms with Women Principal Operators

Farms by Size



Farms by Economic Size



2007 CENSUS OF AGRICULTURE

Lewis County – New York Farms with Women Principal Operators

Selected Highlights

Item	Farms	Quantity
MARKET VALUE OF AGRICULTURAL PRODUCTS SOLD (\$1,000)		
Total value of agricultural products sold	54	2,911
Value of crops including nursery and greenhouse	19	240
Value of livestock, poultry, and their products	29	2,672
VALUE OF SALES BY COMMODITY GROUP (\$1,000)		
Grains, oilseeds, dry beans, and dry peas	3	79
Tobacco	-	-
Cotton and cottonseed	-	-
Vegetables, melons, potatoes and sweet potatoes	1	(D)
Fruits, tree nuts, and berries	-	-
Nursery, greenhouse, floriculture, and sod	4	(D)
Cut Christmas trees and short rotation woody crops	1	(D)
Other crops and hay	12	(D)
Poultry and eggs	6	2
Cattle and calves	19	391
Milk and other dairy products from cows	12	2,238
Hogs and pigs	2	(D)
Sheep, goats, and their products	-	-
Horses, ponies, mules, burros, and donkeys	6	41
Aquaculture	-	-
Other animals and other animal products	3	(D)
TOP CROP ITEMS (acres)		
Forage - land used for all hay and haylage, grass silage, and greenchop	26	2,340
Corn for silage or greenchop	7	419
Corn for grain	4	290
Barley for grain	2	(D)
Oats for grain	1	(D)
TOP LIVESTOCK INVENTORY ITEMS (number)		
Cattle and calves	24	1,802
Horses and ponies	32	286
Layers	9	95
Alpacas	3	(D)
Goats, all	6	25

Operator Characteristics

Item	Quantity
Primary occupation:	
Farming	32
Other	22
Days worked off farm:	
None	23
Any	31
Years on present farm:	
2 years or less	3
3 to 4 years	9
5 to 9 years	10
10 years or more	32
Age group:	
Under 45 years	20
45 to 64 years	25
65 years and over	9
Average age of principal operator (years)	50.5

Economic Characteristics

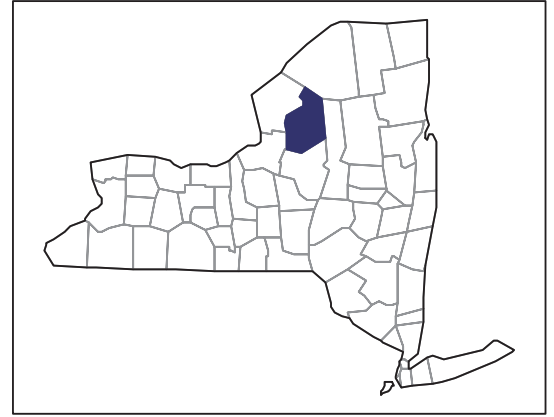
Item	Quantity
Farms by value of sales:	
Less than \$1,000	21
\$1,000 to \$2,499	1
\$2,500 to \$4,999	1
\$5,000 to \$9,999	11
\$10,000 to \$49,999	7
\$50,000 to \$99,999	2
\$100,000 to \$249,999	8
\$250,000 to \$499,999	2
\$500,000 or more	1
Total farm production expenses (\$1,000)	2,765
Average per farm (\$)	51,208
Net cash farm income of operation (\$1,000)	511
Average per farm (\$)	9,464
Value of agricultural products sold directly to individuals for human consumption (\$1,000)	(D)
Total organic product sales (\$1,000)	(D)
Total income from farm-related sources, gross before taxes and expenses (\$1,000)	313

See "Census of Agriculture, Volume 1, Geographic Area Series" for complete footnotes, explanations, definitions, and methodology.
(D) Cannot be disclosed. (Z) Less than half of the unit shown.

2007 CENSUS OF AGRICULTURE

Lewis County – New York

Farms with Spanish, Hispanic, or Latino Operators Compared with All Farms



Data are not available at this geographic level for farms with Spanish, Hispanic, or Latino operators.



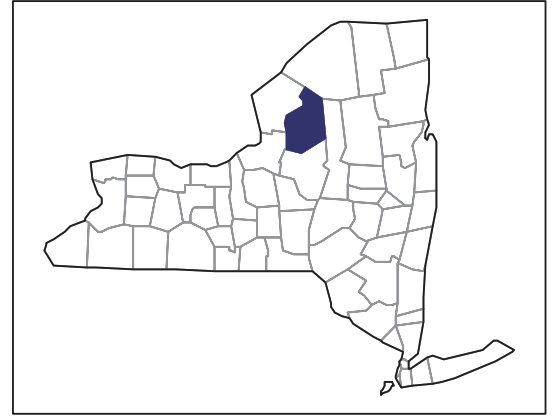
United States Department of Agriculture
National Agricultural Statistics Service

www.agcensus.usda.gov

2007 CENSUS OF AGRICULTURE

Lewis County – New York

Farms with American Indian or Alaska Native Operators Compared with All Farms



Data are not available at this geographic level for farms with American Indian or Alaska Native operators.



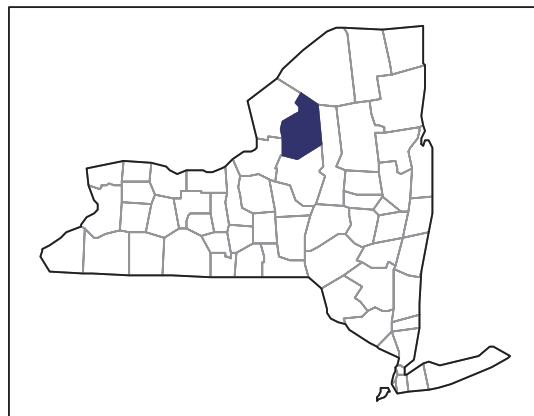
United States Department of Agriculture
National Agricultural Statistics Service

www.agcensus.usda.gov

2007 CENSUS OF AGRICULTURE

Lewis County – New York

**Farms with Asian Operators
Compared with All Farms**



Data are not available at this geographic level for farms with Asian operators.



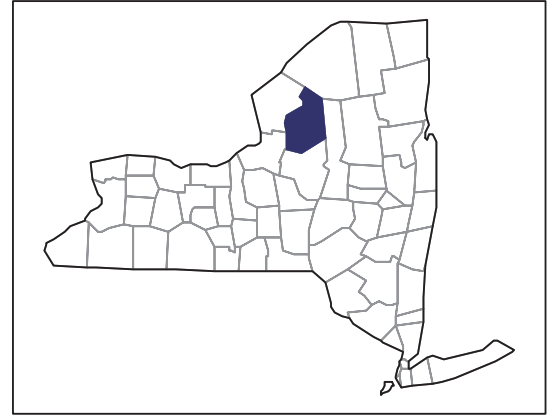
United States Department of Agriculture
National Agricultural Statistics Service

www.agcensus.usda.gov

2007 CENSUS OF AGRICULTURE

Lewis County – New York

Farms with Black or African American Operators Compared with All Farms



Data are not available at this geographic level for farms with Black or African American operators.



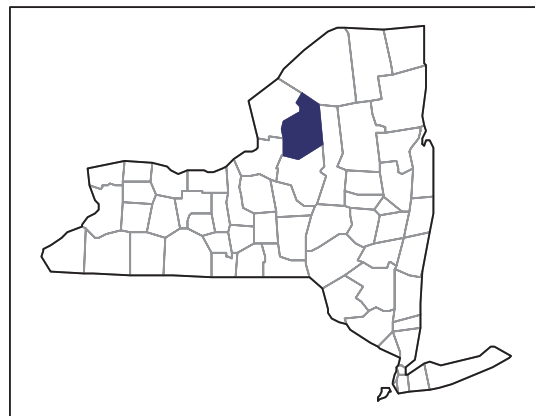
United States Department of Agriculture
National Agricultural Statistics Service

www.agcensus.usda.gov

2007 CENSUS OF AGRICULTURE

Lewis County – New York

Farms with Native Hawaiian or Other Pacific Islander Operators Compared with All Farms



Data are not available at this geographic level for farms with Native Hawaiian or Other Pacific Islander operators.



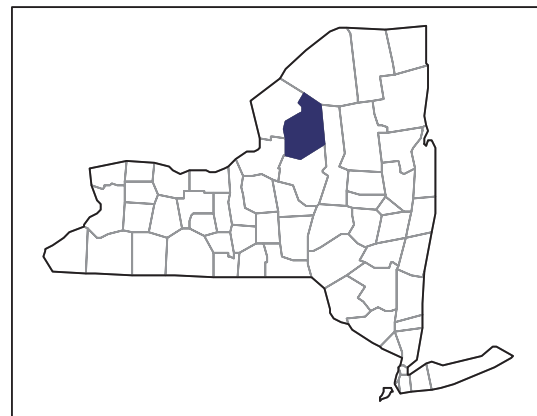
United States Department of Agriculture
National Agricultural Statistics Service

www.agcensus.usda.gov

2007 CENSUS OF AGRICULTURE

Lewis County – New York

Farms with White Operators
Compared with All Farms



Data are not available at this geographic level for farms with White operators.



United States Department of Agriculture
National Agricultural Statistics Service

www.agcensus.usda.gov

