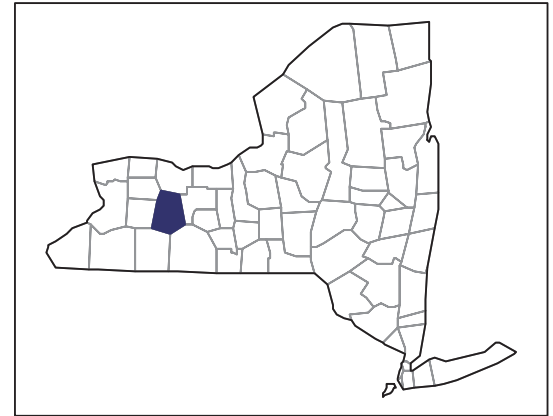


2007 CENSUS OF AGRICULTURE



Livingston County – New York

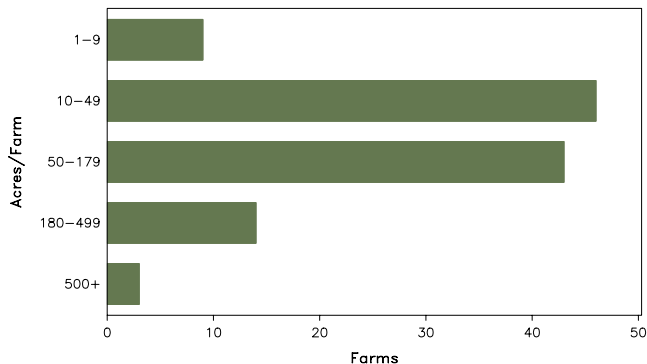
Farms with Women Principal Operators Compared with All Farms

	Women Principal Operators	All Farms
Number of Farms	115	792
Land in Farms	10,894 acres	222,415 acres
Average Size of Farm	95 acres	281 acres
Market Value of Products Sold	\$946,000	\$153,841,000
Crop Sales	\$197,000	\$47,277,000
Livestock Sales	\$749,000	\$106,564,000
Average Per Farm	\$8,227	\$194,243
Government Payments	\$110,000	\$2,999,000
Average Per Farm Receiving Payments	\$2,810	\$7,670

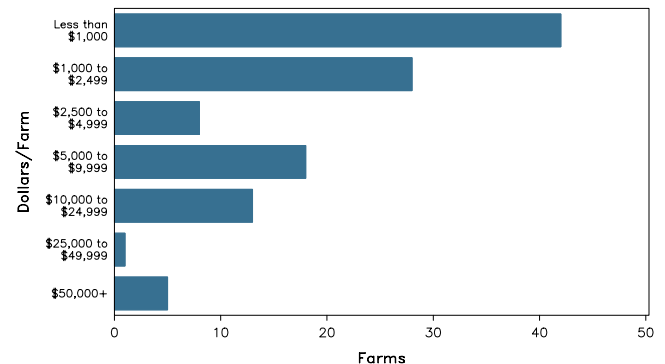
See footnotes on reverse page.

Farms with Women Principal Operators

Farms by Size



Farms by Economic Size



2007 CENSUS OF AGRICULTURE

Livingston County – New York Farms with Women Principal Operators

Selected Highlights

Item	Farms	Quantity
MARKET VALUE OF AGRICULTURAL PRODUCTS SOLD (\$1,000)		
Total value of agricultural products sold	115	946
Value of crops including nursery and greenhouse	38	197
Value of livestock, poultry, and their products	48	749
VALUE OF SALES BY COMMODITY GROUP (\$1,000)		
Grains, oilseeds, dry beans, and dry peas	6	38
Tobacco	-	-
Cotton and cottonseed	-	-
Vegetables, melons, potatoes and sweet potatoes	2	(D)
Fruits, tree nuts, and berries	3	(D)
Nursery, greenhouse, floriculture, and sod	5	44
Cut Christmas trees and short rotation woody crops	-	-
Other crops and hay	29	92
Poultry and eggs	12	5
Cattle and calves	17	162
Milk and other dairy products from cows	3	376
Hogs and pigs	3	(D)
Sheep, goats, and their products	12	13
Horses, ponies, mules, burros, and donkeys	18	(D)
Aquaculture	-	-
Other animals and other animal products	3	(D)
TOP CROP ITEMS (acres)		
Forage - land used for all hay and haylage, grass silage, and greenchop	49	2,238
Corn for silage or greenchop	2	(D)
Corn for grain	3	190
Land in berries	3	31
Oats for grain	1	(D)
TOP LIVESTOCK INVENTORY ITEMS (number)		
Horses and ponies	67	796
Cattle and calves	20	729
Layers	14	222
Sheep and lambs	11	220
Goats, all	18	144

Operator Characteristics

Item	Quantity
Primary occupation:	
Farming	44
Other	71
Days worked off farm:	
None	42
Any	73
Years on present farm:	
2 years or less	3
3 to 4 years	9
5 to 9 years	33
10 years or more	70
Age group:	
Under 45 years	22
45 to 64 years	66
65 years and over	27
Average age of principal operator (years)	55.4

Economic Characteristics

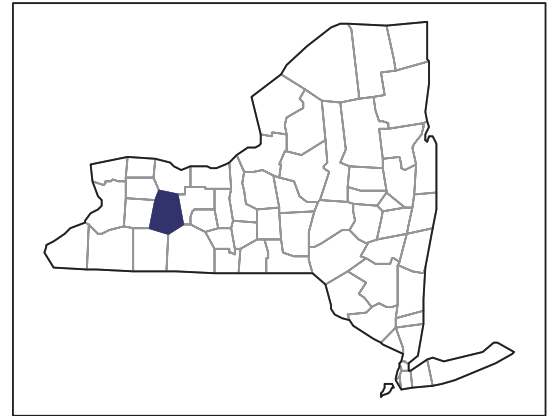
Item	Quantity
Farms by value of sales:	
Less than \$1,000	57
\$1,000 to \$2,499	24
\$2,500 to \$4,999	2
\$5,000 to \$9,999	15
\$10,000 to \$49,999	12
\$50,000 to \$99,999	2
\$100,000 to \$249,999	3
\$250,000 to \$499,999	-
\$500,000 or more	-
Total farm production expenses (\$1,000)	3,087
Average per farm (\$)	26,844
Net cash farm income of operation (\$1,000)	-844
Average per farm (\$)	-7,339
Value of agricultural products sold directly to individuals for human consumption (\$1,000)	9
Total organic product sales (\$1,000)	19
Total income from farm-related sources, gross before taxes and expenses (\$1,000)	1,187

See "Census of Agriculture, Volume 1, Geographic Area Series" for complete footnotes, explanations, definitions, and methodology.
(D) Cannot be disclosed. (Z) Less than half of the unit shown.

2007 CENSUS OF AGRICULTURE

Livingston County – New York

Farms with Spanish, Hispanic, or Latino Operators Compared with All Farms



Data are not available at this geographic level for farms with Spanish, Hispanic, or Latino operators.



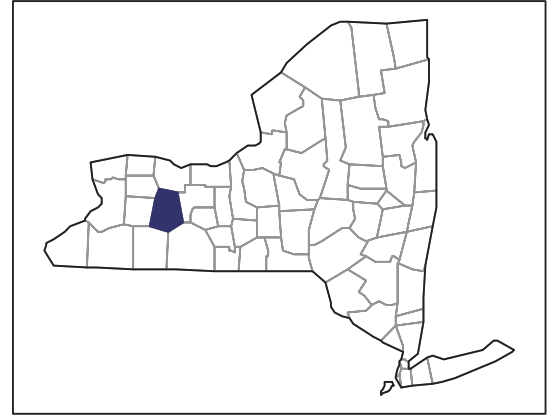
United States Department of Agriculture
National Agricultural Statistics Service

www.agcensus.usda.gov

2007 CENSUS OF AGRICULTURE

Livingston County – New York

Farms with American Indian or Alaska Native Operators Compared with All Farms



Data are not available at this geographic level for farms with American Indian or Alaska Native operators.



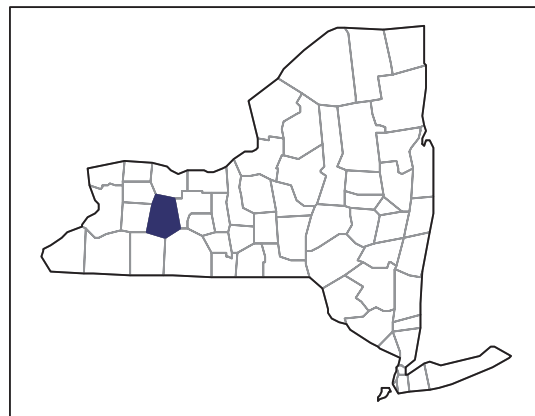
United States Department of Agriculture
National Agricultural Statistics Service

www.agcensus.usda.gov

2007 CENSUS OF AGRICULTURE

Livingston County – New York

Farms with Asian Operators
Compared with All Farms



Data are not available at this geographic level for farms with Asian operators.



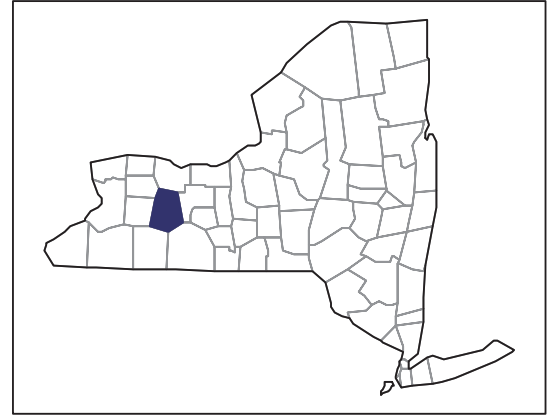
United States Department of Agriculture
National Agricultural Statistics Service

www.agcensus.usda.gov

2007 CENSUS OF AGRICULTURE

Livingston County – New York

Farms with Black or African American Operators Compared with All Farms



Data are not available at this geographic level for farms with Black or African American operators.



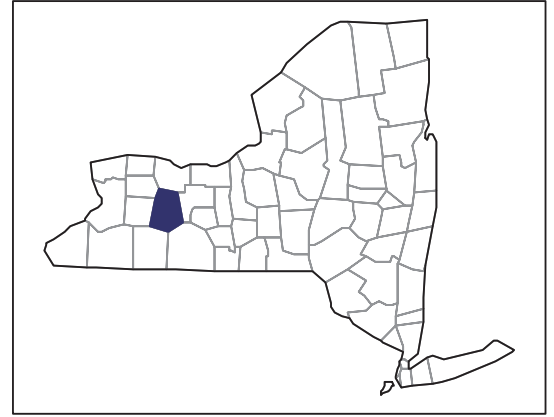
United States Department of Agriculture
National Agricultural Statistics Service

www.agcensus.usda.gov

2007 CENSUS OF AGRICULTURE

Livingston County – New York

Farms with Native Hawaiian or Other Pacific Islander Operators Compared with All Farms



Data are not available at this geographic level for farms with Native Hawaiian or Other Pacific Islander operators.



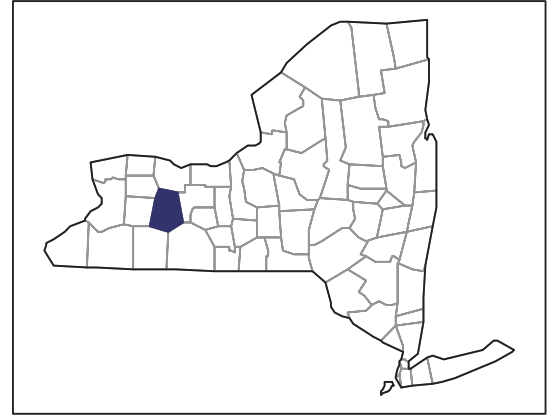
United States Department of Agriculture
National Agricultural Statistics Service

www.agcensus.usda.gov

2007 CENSUS OF AGRICULTURE

Livingston County – New York

Farms with White Operators
Compared with All Farms



Data are not available at this geographic level for farms with White operators.



United States Department of Agriculture
National Agricultural Statistics Service

www.agcensus.usda.gov

