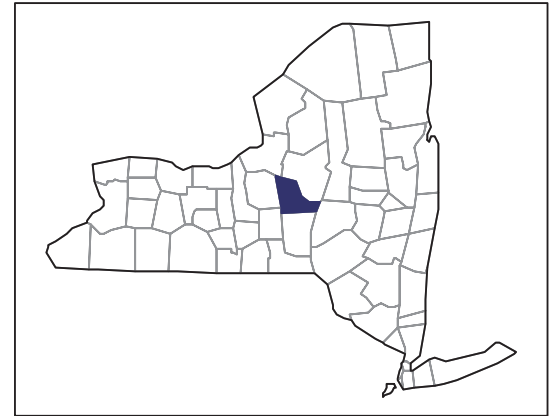


2007 CENSUS OF AGRICULTURE



Madison County – New York

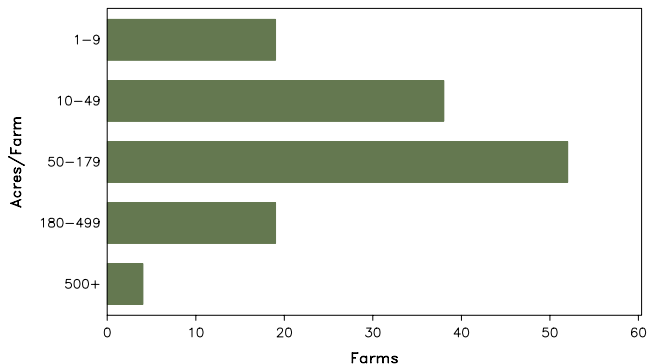
Farms with Women Principal Operators Compared with All Farms

	Women Principal Operators	All Farms
Number of Farms	132	744
Land in Farms	16,333 acres	188,320 acres
Average Size of Farm	124 acres	253 acres
Market Value of Products Sold	\$4,153,000	\$86,331,000
Crop Sales	\$1,068,000	\$16,124,000
Livestock Sales	\$3,085,000	\$70,207,000
Average Per Farm	\$31,460	\$116,036
Government Payments	\$43,000	\$1,629,000
Average Per Farm Receiving Payments	\$2,888	\$6,733

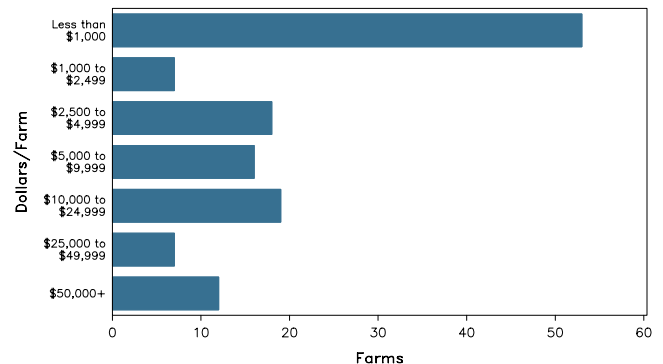
See footnotes on reverse page.

Farms with Women Principal Operators

Farms by Size



Farms by Economic Size



2007 CENSUS OF AGRICULTURE

Madison County – New York Farms with Women Principal Operators

Selected Highlights

Item	Farms	Quantity
MARKET VALUE OF AGRICULTURAL PRODUCTS SOLD (\$1,000)		
Total value of agricultural products sold	132	4,153
Value of crops including nursery and greenhouse	52	1,068
Value of livestock, poultry, and their products	71	3,085
VALUE OF SALES BY COMMODITY GROUP (\$1,000)		
Grains, oilseeds, dry beans, and dry peas	12	567
Tobacco	-	-
Cotton and cottonseed	-	-
Vegetables, melons, potatoes and sweet potatoes	8	80
Fruits, tree nuts, and berries	7	83
Nursery, greenhouse, floriculture, and sod	4	49
Cut Christmas trees and short rotation woody crops	-	-
Other crops and hay	43	289
Poultry and eggs	30	26
Cattle and calves	29	279
Milk and other dairy products from cows	16	2,644
Hogs and pigs	4	5
Sheep, goats, and their products	22	35
Horses, ponies, mules, burros, and donkeys	8	66
Aquaculture	-	-
Other animals and other animal products	12	29
TOP CROP ITEMS (acres)		
Forage - land used for all hay and haylage, grass silage, and greenchop	66	3,424
Corn for grain	7	1,446
Corn for silage or greenchop	14	581
Soybeans for beans	1	(D)
Barley for grain	3	240
TOP LIVESTOCK INVENTORY ITEMS (number)		
Cattle and calves	34	1,806
Layers	34	1,224
Horses and ponies	75	681
Sheep and lambs	16	447
Goats, all	16	140

Operator Characteristics

Item	Quantity
Primary occupation:	
Farming	66
Other	66
Days worked off farm:	
None	50
Any	82
Years on present farm:	
2 years or less	10
3 to 4 years	11
5 to 9 years	44
10 years or more	67
Age group:	
Under 45 years	33
45 to 64 years	83
65 years and over	16
Average age of principal operator (years)	51.6

Economic Characteristics

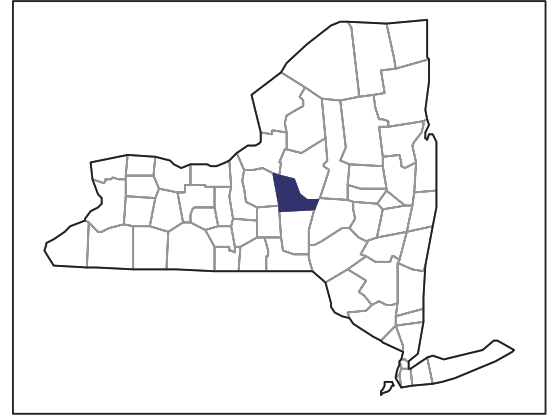
Item	Quantity
Farms by value of sales:	
Less than \$1,000	56
\$1,000 to \$2,499	6
\$2,500 to \$4,999	16
\$5,000 to \$9,999	16
\$10,000 to \$49,999	26
\$50,000 to \$99,999	2
\$100,000 to \$249,999	5
\$250,000 to \$499,999	4
\$500,000 or more	1
Total farm production expenses (\$1,000)	5,625
Average per farm (\$)	42,617
Net cash farm income of operation (\$1,000)	-385
Average per farm (\$)	-2,919
Value of agricultural products sold directly to individuals for human consumption (\$1,000)	93
Total organic product sales (\$1,000)	(D)
Total income from farm-related sources, gross before taxes and expenses (\$1,000)	1,044

See "Census of Agriculture, Volume 1, Geographic Area Series" for complete footnotes, explanations, definitions, and methodology.
(D) Cannot be disclosed. (Z) Less than half of the unit shown.

2007 CENSUS OF AGRICULTURE

Madison County – New York

Farms with Spanish, Hispanic, or Latino Operators Compared with All Farms



Data are not available at this geographic level for farms with Spanish, Hispanic, or Latino operators.



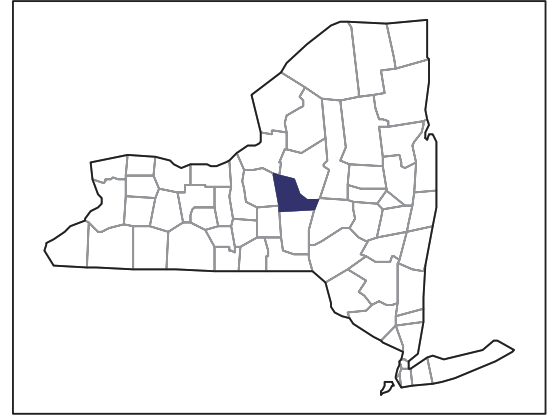
United States Department of Agriculture
National Agricultural Statistics Service

www.agcensus.usda.gov

2007 CENSUS OF AGRICULTURE

Madison County – New York

Farms with American Indian or Alaska Native Operators Compared with All Farms



Data are not available at this geographic level for farms with American Indian or Alaska Native operators.



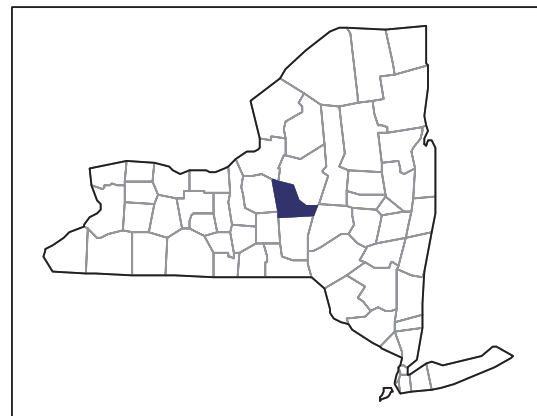
United States Department of Agriculture
National Agricultural Statistics Service

www.agcensus.usda.gov

2007 CENSUS *OF* AGRICULTURE

Madison County – New York

**Farms with Asian Operators
Compared with All Farms**



Data are not available at this geographic level for farms with Asian operators.



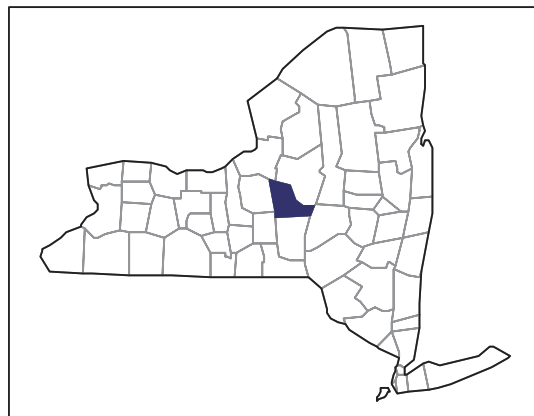
United States Department of Agriculture
National Agricultural Statistics Service

www.agcensus.usda.gov

2007 CENSUS OF AGRICULTURE

Madison County – New York

Farms with Black or African American Operators Compared with All Farms



Data are not available at this geographic level for farms with Black or African American operators.



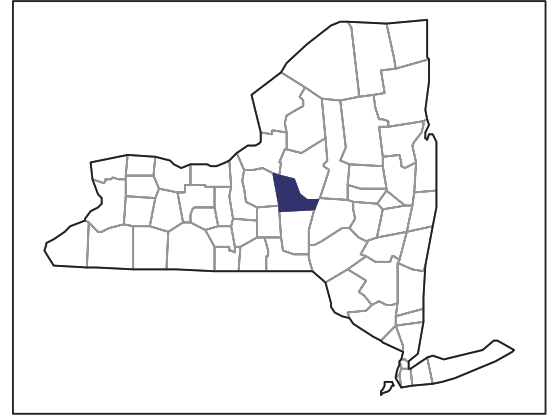
United States Department of Agriculture
National Agricultural Statistics Service

www.agcensus.usda.gov

2007 CENSUS *OF* AGRICULTURE

Madison County – New York

Farms with Native Hawaiian or Other Pacific Islander Operators Compared with All Farms



Data are not available at this geographic level for farms with Native Hawaiian or Other Pacific Islander operators.



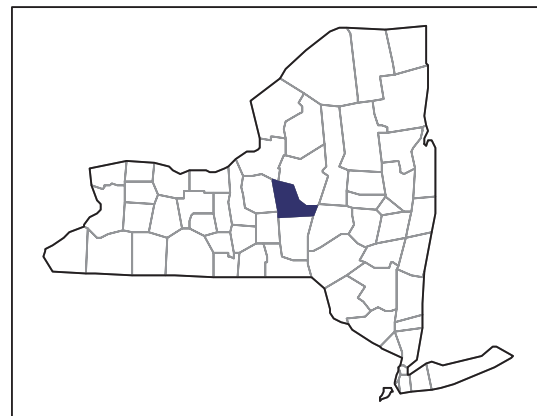
United States Department of Agriculture
National Agricultural Statistics Service

www.agcensus.usda.gov

2007 CENSUS *OF* AGRICULTURE

Madison County – New York

**Farms with White Operators
Compared with All Farms**



Data are not available at this geographic level for farms with White operators.



United States Department of Agriculture
National Agricultural Statistics Service

www.agcensus.usda.gov

