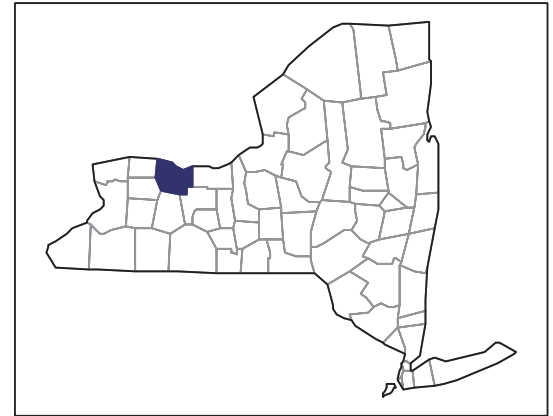


2007 CENSUS OF AGRICULTURE



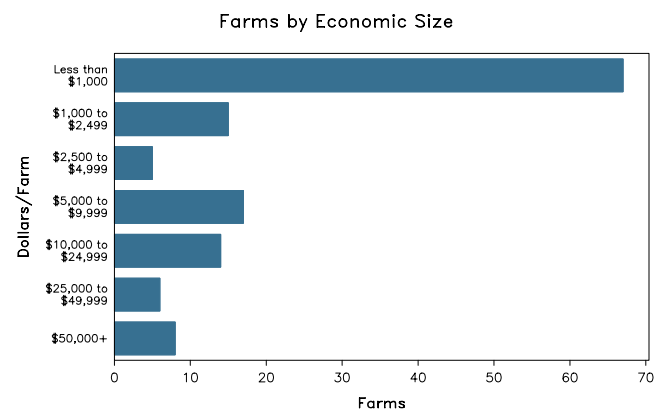
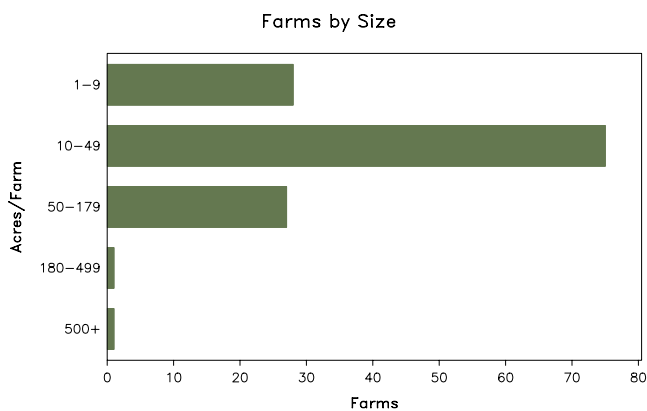
Monroe County – New York

Farms with Women Principal Operators Compared with All Farms

| | Women Principal Operators | All Farms |
|--------------------------------------|------------------------------|---------------|
| Number of Farms | 132 | 585 |
| Land in Farms | 5,365 acres | 133,041 acres |
| Average Size of Farm | 41 acres | 227 acres |
| Market Value of Products Sold | \$2,317,000 | \$72,210,000 |
| Crop Sales | \$1,615,000 | \$61,472,000 |
| Livestock Sales | \$701,000 | \$10,738,000 |
| Average Per Farm | \$17,551 | \$123,436 |
| Government Payments | \$30,000 | \$1,327,000 |
| Average Per Farm Receiving Payments | \$3,333 | \$8,731 |

See footnotes on reverse page.

Farms with Women Principal Operators



2007 CENSUS OF AGRICULTURE

Monroe County – New York Farms with Women Principal Operators

Selected Highlights

| Item | Farms | Quantity |
|---|-------|----------|
| MARKET VALUE OF AGRICULTURAL PRODUCTS SOLD (\$1,000) | | |
| Total value of agricultural products sold | 132 | 2,317 |
| Value of crops including nursery and greenhouse | 39 | 1,615 |
| Value of livestock, poultry, and their products | 45 | 701 |
| VALUE OF SALES BY COMMODITY GROUP (\$1,000) | | |
| Grains, oilseeds, dry beans, and dry peas | 5 | 22 |
| Tobacco | - | - |
| Cotton and cottonseed | - | - |
| Vegetables, melons, potatoes and sweet potatoes | 15 | 210 |
| Fruits, tree nuts, and berries | 7 | 160 |
| Nursery, greenhouse, floriculture, and sod | 10 | 998 |
| Cut Christmas trees and short rotation woody crops | 3 | 207 |
| Other crops and hay | 11 | 19 |
| Poultry and eggs | 5 | 7 |
| Cattle and calves | 9 | 42 |
| Milk and other dairy products from cows | - | - |
| Hogs and pigs | - | - |
| Sheep, goats, and their products | 8 | 13 |
| Horses, ponies, mules, burros, and donkeys | 24 | 614 |
| Aquaculture | - | - |
| Other animals and other animal products | 7 | 25 |
| TOP CROP ITEMS (acres) | | |
| Forage - land used for all hay and haylage, grass silage, and greenchop | 44 | 1,041 |
| Cut Christmas trees | 2 | (D) |
| Vegetables harvested for sale | 15 | 78 |
| Corn for grain | 4 | 53 |
| Soybeans for beans | 1 | (D) |
| TOP LIVESTOCK INVENTORY ITEMS (number) | | |
| Horses and ponies | 87 | 1,071 |
| Layers | 9 | 296 |
| Cattle and calves | 9 | 228 |
| Goats, all | 12 | 156 |
| Alpacas | 10 | 146 |

Operator Characteristics

| Item | Quantity |
|---|----------|
| Primary occupation: | |
| Farming | 67 |
| Other | 65 |
| Days worked off farm: | |
| None | 38 |
| Any | 94 |
| Years on present farm: | |
| 2 years or less | 11 |
| 3 to 4 years | 14 |
| 5 to 9 years | 23 |
| 10 years or more | 84 |
| Age group: | |
| Under 45 years | 34 |
| 45 to 64 years | 84 |
| 65 years and over | 14 |
| Average age of principal operator (years) | 51.7 |

Economic Characteristics

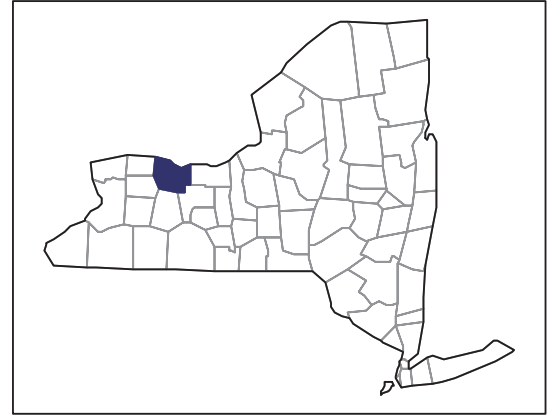
| Item | Quantity |
|---|----------|
| Farms by value of sales: | |
| Less than \$1,000 | 70 |
| \$1,000 to \$2,499 | 15 |
| \$2,500 to \$4,999 | 2 |
| \$5,000 to \$9,999 | 17 |
| \$10,000 to \$49,999 | 21 |
| \$50,000 to \$99,999 | 1 |
| \$100,000 to \$249,999 | 2 |
| \$250,000 to \$499,999 | 4 |
| \$500,000 or more | - |
| Total farm production expenses (\$1,000) | 4,746 |
| Average per farm (\$) | 35,957 |
| Net cash farm income of operation (\$1,000) | -1,325 |
| Average per farm (\$) | -10,037 |
| Value of agricultural products sold directly to individuals for human consumption (\$1,000) | 13 |
| Total organic product sales (\$1,000) | (D) |
| Total income from farm-related sources, gross before taxes and expenses (\$1,000) | 1,075 |

See "Census of Agriculture, Volume 1, Geographic Area Series" for complete footnotes, explanations, definitions, and methodology.
(D) Cannot be disclosed. (Z) Less than half of the unit shown.

2007 CENSUS *OF* AGRICULTURE

Monroe County – New York

Farms with Spanish, Hispanic, or Latino Operators Compared with All Farms



Data are not available at this geographic level for farms with Spanish, Hispanic, or Latino operators.



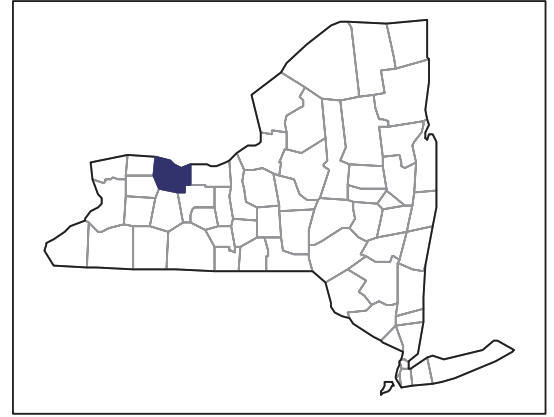
United States Department of Agriculture
National Agricultural Statistics Service

www.agcensus.usda.gov

2007 CENSUS OF AGRICULTURE

Monroe County – New York

Farms with American Indian or Alaska Native Operators Compared with All Farms



Data are not available at this geographic level for farms with American Indian or Alaska Native operators.



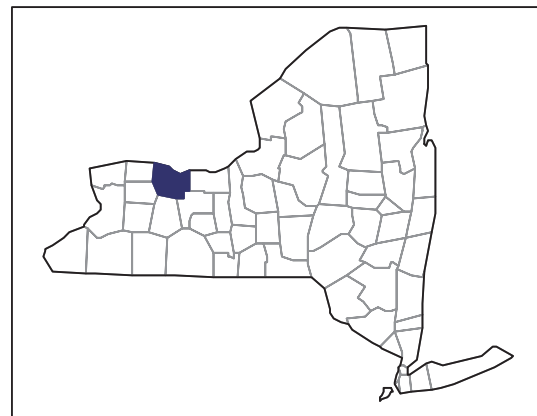
United States Department of Agriculture
National Agricultural Statistics Service

www.agcensus.usda.gov

2007 CENSUS *OF* AGRICULTURE

Monroe County – New York

**Farms with Asian Operators
Compared with All Farms**



Data are not available at this geographic level for farms with Asian operators.



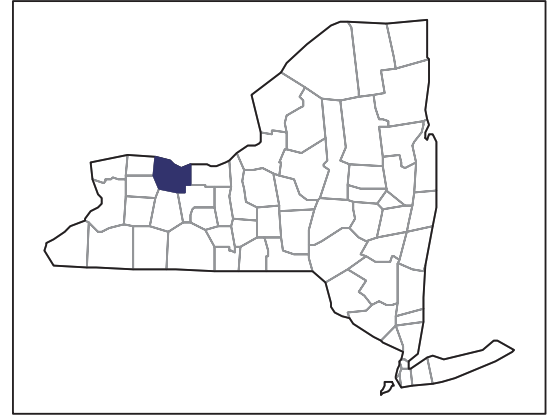
United States Department of Agriculture
National Agricultural Statistics Service

www.agcensus.usda.gov

2007 CENSUS *OF* **AGRICULTURE**

Monroe County – New York

**Farms with Black or African American
Operators Compared with All Farms**



Data are not available at this geographic level for farms with Black or African American operators.



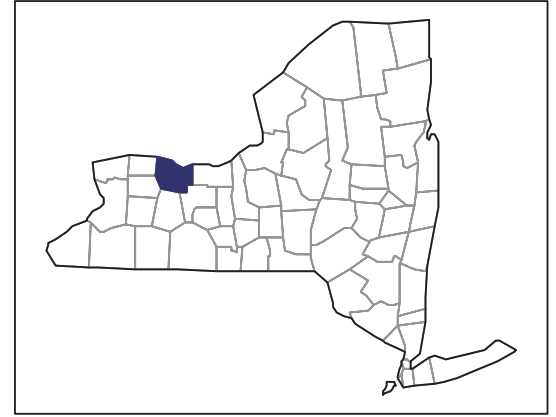
United States Department of Agriculture
National Agricultural Statistics Service

www.agcensus.usda.gov

2007 CENSUS OF AGRICULTURE

Monroe County – New York

Farms with Native Hawaiian or Other Pacific Islander Operators Compared with All Farms



Data are not available at this geographic level for farms with Native Hawaiian or Other Pacific Islander operators.



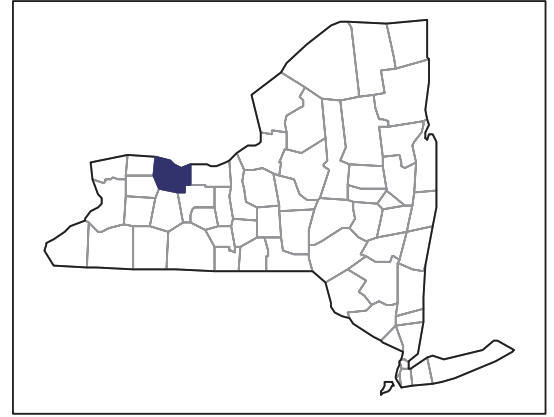
United States Department of Agriculture
National Agricultural Statistics Service

www.agcensus.usda.gov

2007 CENSUS *OF* AGRICULTURE

Monroe County – New York

**Farms with White Operators
Compared with All Farms**



Data are not available at this geographic level for farms with White operators.



United States Department of Agriculture
National Agricultural Statistics Service

www.agcensus.usda.gov

