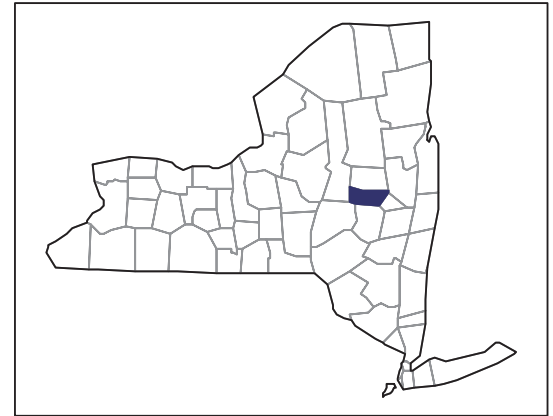


2007 CENSUS OF AGRICULTURE



Montgomery County – New York

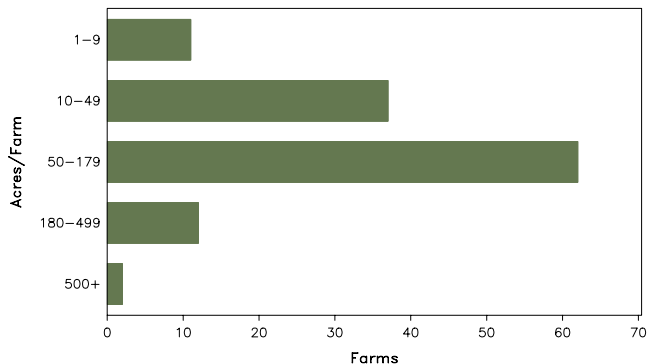
Farms with Women Principal Operators Compared with All Farms

	Women Principal Operators	All Farms
Number of Farms	124	604
Land in Farms	13,600 acres	124,556 acres
Average Size of Farm	110 acres	206 acres
Market Value of Products Sold	\$5,880,000	\$73,612,000
Crop Sales	\$1,539,000	\$12,340,000
Livestock Sales	\$4,340,000	\$61,271,000
Average Per Farm	\$47,417	\$121,873
Government Payments	\$122,000	\$1,231,000
Average Per Farm Receiving Payments	\$5,089	\$5,329

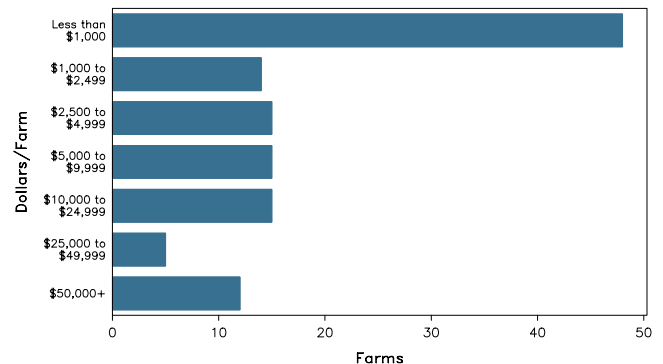
See footnotes on reverse page.

Farms with Women Principal Operators

Farms by Size



Farms by Economic Size



2007 CENSUS OF AGRICULTURE

Montgomery County – New York Farms with Women Principal Operators

Selected Highlights

Item	Farms	Quantity
MARKET VALUE OF AGRICULTURAL PRODUCTS SOLD (\$1,000)		
Total value of agricultural products sold	124	5,880
Value of crops including nursery and greenhouse	64	1,539
Value of livestock, poultry, and their products	47	4,340
VALUE OF SALES BY COMMODITY GROUP (\$1,000)		
Grains, oilseeds, dry beans, and dry peas	11	(D)
Tobacco	-	-
Cotton and cottonseed	-	-
Vegetables, melons, potatoes and sweet potatoes	5	21
Fruits, tree nuts, and berries	1	(D)
Nursery, greenhouse, floriculture, and sod	10	(D)
Cut Christmas trees and short rotation woody crops	-	-
Other crops and hay	51	(D)
Poultry and eggs	15	(D)
Cattle and calves	20	(D)
Milk and other dairy products from cows	12	3,820
Hogs and pigs	5	(D)
Sheep, goats, and their products	13	15
Horses, ponies, mules, burros, and donkeys	12	80
Aquaculture	-	-
Other animals and other animal products	1	(D)
TOP CROP ITEMS (acres)		
Forage - land used for all hay and haylage, grass silage, and greenchop	63	4,193
Corn for silage or greenchop	7	635
Corn for grain	7	380
Oats for grain	7	137
Wheat for grain, all	2	(D)
TOP LIVESTOCK INVENTORY ITEMS (number)		
Cattle and calves	27	2,414
Horses and ponies	73	486
Alpacas	2	(D)
Layers	14	305
Rabbits and their pelts	1	(D)

Operator Characteristics

Item	Quantity
Primary occupation:	
Farming	61
Other	63
Days worked off farm:	
None	41
Any	83
Years on present farm:	
2 years or less	3
3 to 4 years	10
5 to 9 years	23
10 years or more	88
Age group:	
Under 45 years	26
45 to 64 years	68
65 years and over	30
Average age of principal operator (years)	54.8

Economic Characteristics

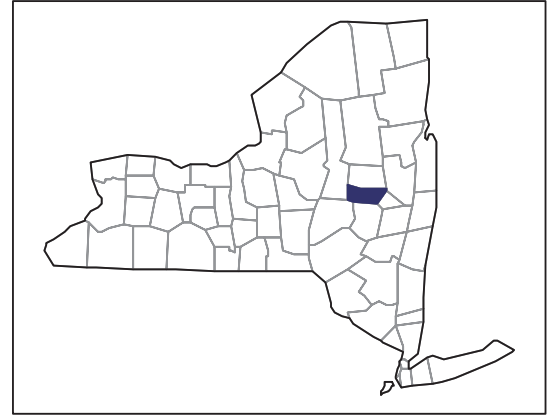
Item	Quantity
Farms by value of sales:	
Less than \$1,000	50
\$1,000 to \$2,499	12
\$2,500 to \$4,999	15
\$5,000 to \$9,999	15
\$10,000 to \$49,999	20
\$50,000 to \$99,999	5
\$100,000 to \$249,999	5
\$250,000 to \$499,999	-
\$500,000 or more	2
Total farm production expenses (\$1,000)	4,660
Average per farm (\$)	37,579
Net cash farm income of operation (\$1,000)	1,690
Average per farm (\$)	13,632
Value of agricultural products sold directly to individuals for human consumption (\$1,000)	19
Total organic product sales (\$1,000)	-
Total income from farm-related sources, gross before taxes and expenses (\$1,000)	348

See "Census of Agriculture, Volume 1, Geographic Area Series" for complete footnotes, explanations, definitions, and methodology.
(D) Cannot be disclosed. (Z) Less than half of the unit shown.

2007 CENSUS OF AGRICULTURE

Montgomery County – New York

Farms with Spanish, Hispanic, or Latino Operators Compared with All Farms



Data are not available at this geographic level for farms with Spanish, Hispanic, or Latino operators.



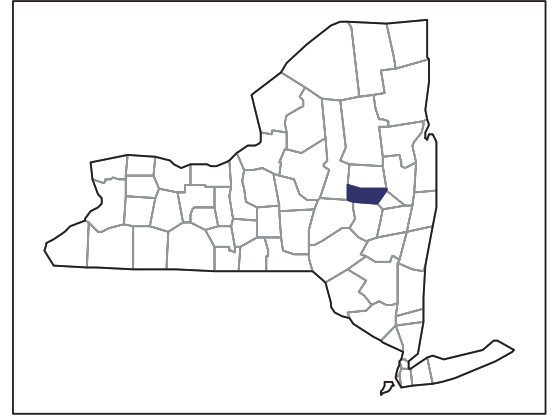
United States Department of Agriculture
National Agricultural Statistics Service

www.agcensus.usda.gov

2007 CENSUS OF AGRICULTURE

Montgomery County – New York

Farms with American Indian or Alaska Native Operators Compared with All Farms



Data are not available at this geographic level for farms with American Indian or Alaska Native operators.



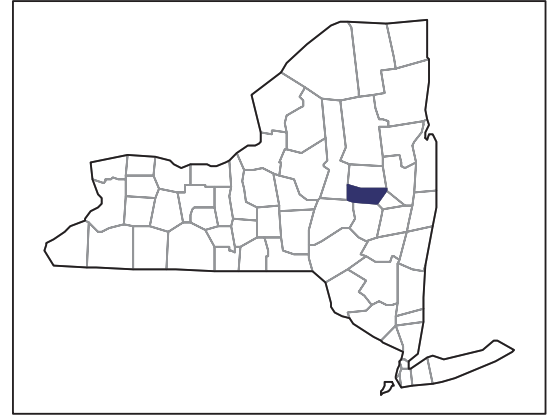
United States Department of Agriculture
National Agricultural Statistics Service

www.agcensus.usda.gov

2007 CENSUS *OF* AGRICULTURE

Montgomery County – New York

**Farms with Asian Operators
Compared with All Farms**



Data are not available at this geographic level for farms with Asian operators.



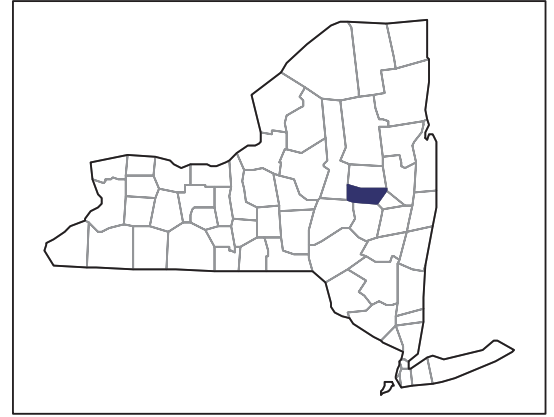
United States Department of Agriculture
National Agricultural Statistics Service

www.agcensus.usda.gov

2007 CENSUS OF AGRICULTURE

Montgomery County – New York

Farms with Black or African American Operators Compared with All Farms



Data are not available at this geographic level for farms with Black or African American operators.



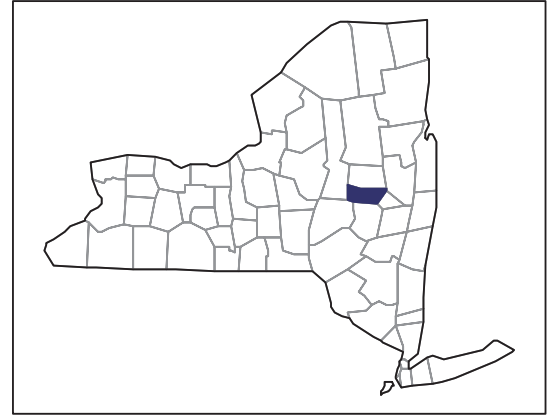
United States Department of Agriculture
National Agricultural Statistics Service

www.agcensus.usda.gov

2007 CENSUS OF AGRICULTURE

Montgomery County – New York

Farms with Native Hawaiian or Other Pacific Islander Operators Compared with All Farms



Data are not available at this geographic level for farms with Native Hawaiian or Other Pacific Islander operators.



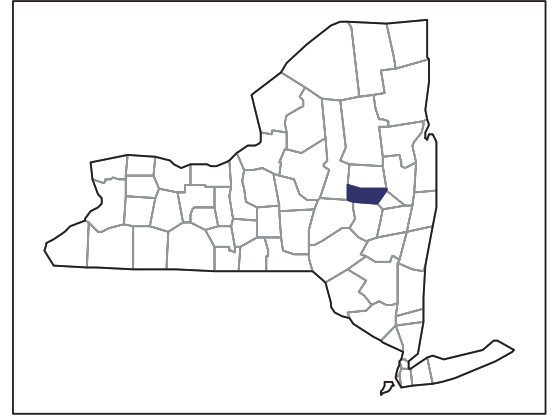
United States Department of Agriculture
National Agricultural Statistics Service

www.agcensus.usda.gov

2007 CENSUS OF AGRICULTURE

Montgomery County – New York

**Farms with White Operators
Compared with All Farms**



Data are not available at this geographic level for farms with White operators.



United States Department of Agriculture
National Agricultural Statistics Service

www.agcensus.usda.gov

