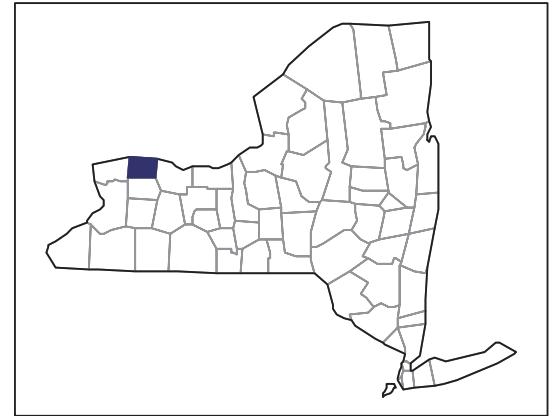


2007 CENSUS OF AGRICULTURE



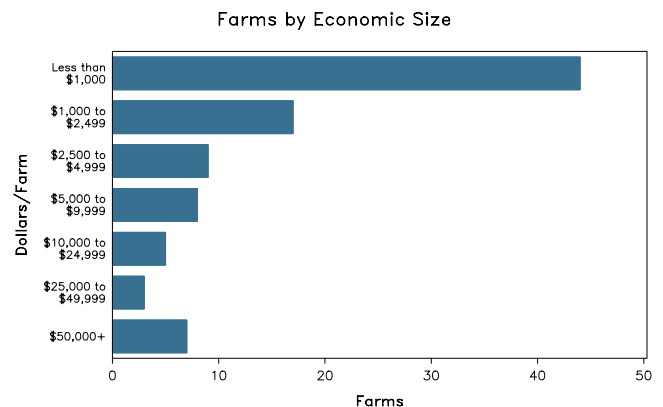
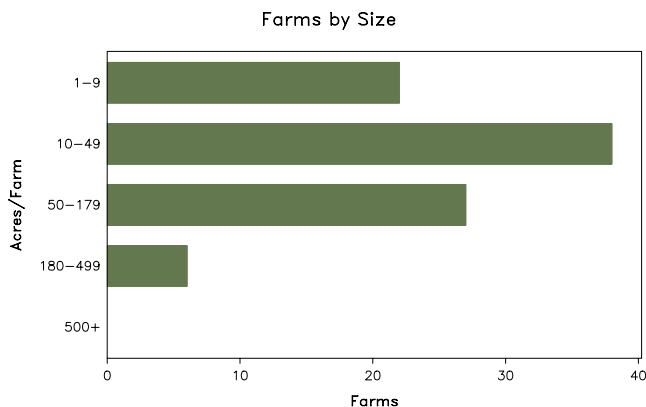
Orleans County – New York

Farms with Women Principal Operators Compared with All Farms

	Women Principal Operators	All Farms
Number of Farms	93	554
Land in Farms	4,966 acres	139,764 acres
Average Size of Farm	53 acres	252 acres
Market Value of Products Sold	\$1,500,000	\$101,026,000
Crop Sales	\$872,000	\$88,956,000
Livestock Sales	\$628,000	\$12,069,000
Average Per Farm	\$16,132	\$182,357
Government Payments	\$86,000	\$2,135,000
Average Per Farm Receiving Payments	\$3,291	\$8,749

See footnotes on reverse page.

Farms with Women Principal Operators



2007 CENSUS OF AGRICULTURE

Orleans County – New York Farms with Women Principal Operators

Selected Highlights

Item	Farms	Quantity
MARKET VALUE OF AGRICULTURAL PRODUCTS SOLD (\$1,000)		
Total value of agricultural products sold	93	1,500
Value of crops including nursery and greenhouse	24	872
Value of livestock, poultry, and their products	41	628
VALUE OF SALES BY COMMODITY GROUP (\$1,000)		
Grains, oilseeds, dry beans, and dry peas	-	-
Tobacco	-	-
Cotton and cottonseed	-	-
Vegetables, melons, potatoes and sweet potatoes	3	(D)
Fruits, tree nuts, and berries	5	589
Nursery, greenhouse, floriculture, and sod	-	-
Cut Christmas trees and short rotation woody crops	2	(D)
Other crops and hay	14	(D)
Poultry and eggs	9	7
Cattle and calves	11	55
Milk and other dairy products from cows	4	519
Hogs and pigs	-	-
Sheep, goats, and their products	14	(D)
Horses, ponies, mules, burros, and donkeys	14	41
Aquaculture	-	-
Other animals and other animal products	2	(D)
TOP CROP ITEMS (acres)		
Forage - land used for all hay and haylage, grass silage, and greenchop	28	1,026
Apples	5	159
Corn for silage or greenchop	4	44
Vegetables harvested for sale	5	41
Cucumbers and pickles	2	(D)
TOP LIVESTOCK INVENTORY ITEMS (number)		
Cattle and calves	15	423
Horses and ponies	59	408
Layers	11	248
Sheep and lambs	12	102
Alpacas	6	(D)

Operator Characteristics

Item	Quantity
Primary occupation:	
Farming	32
Other	61
Days worked off farm:	
None	29
Any	64
Years on present farm:	
2 years or less	4
3 to 4 years	10
5 to 9 years	21
10 years or more	58
Age group:	
Under 45 years	16
45 to 64 years	67
65 years and over	10
Average age of principal operator (years)	52.7

Economic Characteristics

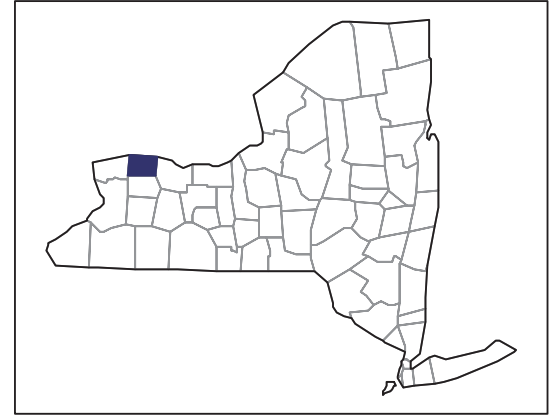
Item	Quantity
Farms by value of sales:	
Less than \$1,000	50
\$1,000 to \$2,499	12
\$2,500 to \$4,999	10
\$5,000 to \$9,999	6
\$10,000 to \$49,999	8
\$50,000 to \$99,999	3
\$100,000 to \$249,999	1
\$250,000 to \$499,999	3
\$500,000 or more	-
Total farm production expenses (\$1,000)	2,014
Average per farm (\$)	21,660
Net cash farm income of operation (\$1,000)	-205
Average per farm (\$)	-2,203
Value of agricultural products sold directly to individuals for human consumption (\$1,000)	(D)
Total organic product sales (\$1,000)	(D)
Total income from farm-related sources, gross before taxes and expenses (\$1,000)	224

See "Census of Agriculture, Volume 1, Geographic Area Series" for complete footnotes, explanations, definitions, and methodology.
(D) Cannot be disclosed. (Z) Less than half of the unit shown.

2007 CENSUS OF AGRICULTURE

Orleans County – New York

Farms with Spanish, Hispanic, or Latino Operators Compared with All Farms



Data are not available at this geographic level for farms with Spanish, Hispanic, or Latino operators.



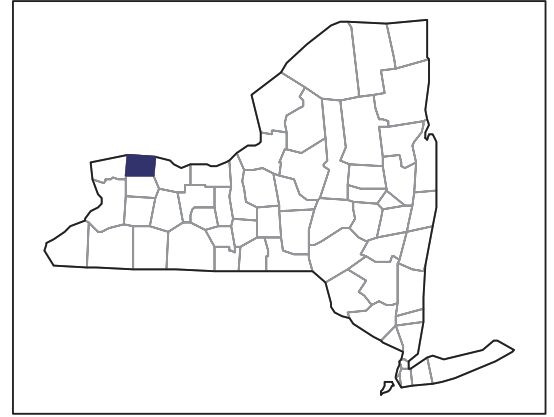
United States Department of Agriculture
National Agricultural Statistics Service

www.agcensus.usda.gov

2007 CENSUS OF AGRICULTURE

Orleans County – New York

Farms with American Indian or Alaska Native Operators Compared with All Farms



Data are not available at this geographic level for farms with American Indian or Alaska Native operators.



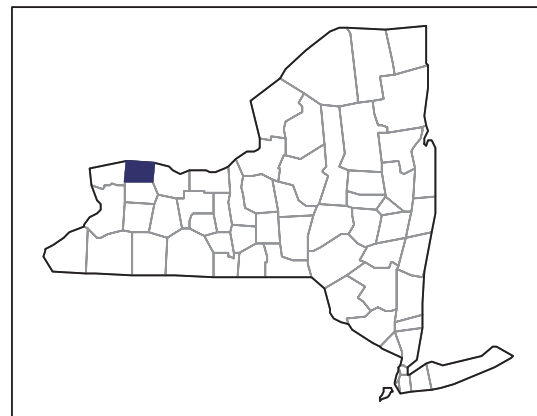
United States Department of Agriculture
National Agricultural Statistics Service

www.agcensus.usda.gov

2007 CENSUS OF AGRICULTURE

Orleans County – New York

**Farms with Asian Operators
Compared with All Farms**



Data are not available at this geographic level for farms with Asian operators.



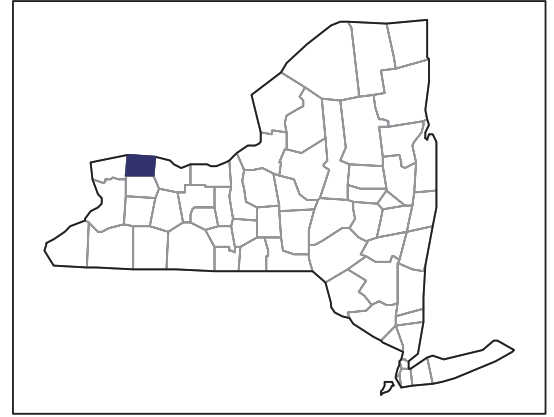
United States Department of Agriculture
National Agricultural Statistics Service

www.agcensus.usda.gov

2007 CENSUS OF AGRICULTURE

Orleans County – New York

Farms with Black or African American Operators Compared with All Farms



Data are not available at this geographic level for farms with Black or African American operators.



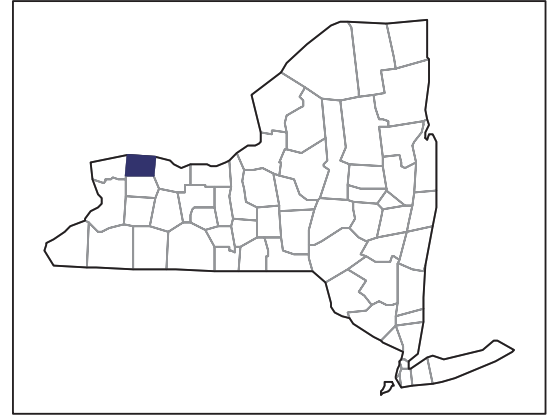
United States Department of Agriculture
National Agricultural Statistics Service

www.agcensus.usda.gov

2007 CENSUS OF AGRICULTURE

Orleans County – New York

Farms with Native Hawaiian or Other Pacific Islander Operators Compared with All Farms



Data are not available at this geographic level for farms with Native Hawaiian or Other Pacific Islander operators.



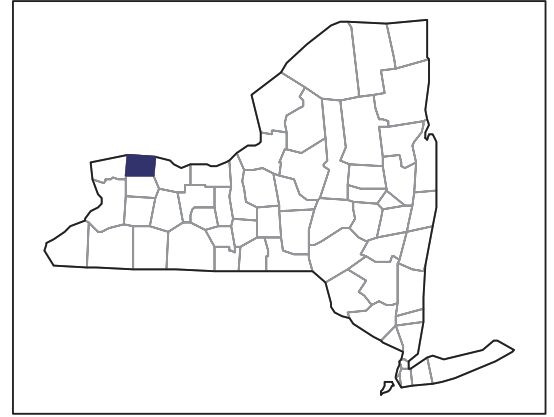
United States Department of Agriculture
National Agricultural Statistics Service

www.agcensus.usda.gov

2007 CENSUS OF AGRICULTURE

Orleans County – New York

Farms with White Operators
Compared with All Farms



Data are not available at this geographic level for farms with White operators.



United States Department of Agriculture
National Agricultural Statistics Service

www.agcensus.usda.gov

