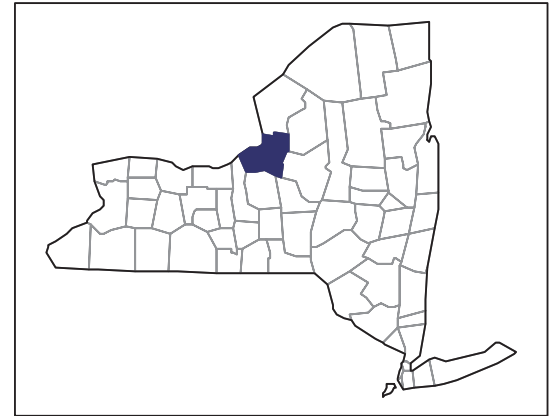


2007 CENSUS OF AGRICULTURE



Oswego County – New York

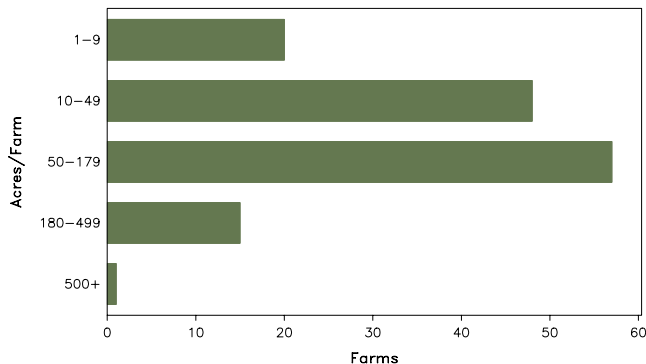
Farms with Women Principal Operators Compared with All Farms

	Women Principal Operators	All Farms
Number of Farms	141	639
Land in Farms	11,324 acres	100,195 acres
Average Size of Farm	80 acres	157 acres
Market Value of Products Sold	\$2,787,000	\$39,342,000
Crop Sales	\$1,138,000	\$26,050,000
Livestock Sales	\$1,649,000	\$13,292,000
Average Per Farm	\$19,764	\$61,568
Government Payments	\$27,000	\$482,000
Average Per Farm Receiving Payments	\$1,791	\$3,445

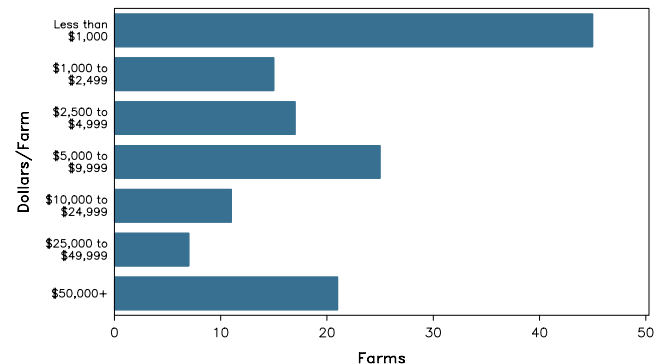
See footnotes on reverse page.

Farms with Women Principal Operators

Farms by Size



Farms by Economic Size



2007 CENSUS OF AGRICULTURE

Oswego County – New York Farms with Women Principal Operators

Selected Highlights

Item	Farms	Quantity
MARKET VALUE OF AGRICULTURAL PRODUCTS SOLD (\$1,000)		
Total value of agricultural products sold	141	2,787
Value of crops including nursery and greenhouse	62	1,138
Value of livestock, poultry, and their products	77	1,649
VALUE OF SALES BY COMMODITY GROUP (\$1,000)		
Grains, oilseeds, dry beans, and dry peas	11	61
Tobacco	-	-
Cotton and cottonseed	-	-
Vegetables, melons, potatoes and sweet potatoes	12	297
Fruits, tree nuts, and berries	10	256
Nursery, greenhouse, floriculture, and sod	12	411
Cut Christmas trees and short rotation woody crops	4	30
Other crops and hay	34	85
Poultry and eggs	27	25
Cattle and calves	27	(D)
Milk and other dairy products from cows	16	1,167
Hogs and pigs	17	39
Sheep, goats, and their products	13	26
Horses, ponies, mules, burros, and donkeys	24	149
Aquaculture	-	-
Other animals and other animal products	15	(D)
TOP CROP ITEMS (acres)		
Forage - land used for all hay and haylage, grass silage, and greenchop	70	3,379
Corn for silage or greenchop	8	437
Corn for grain	7	267
Cut Christmas trees	4	(D)
Vegetables harvested for sale	12	144
TOP LIVESTOCK INVENTORY ITEMS (number)		
Cattle and calves	34	1,065
Layers	26	715
Hogs and pigs	17	550
Horses and ponies	67	494
Rabbits and their pelts	6	464

Operator Characteristics

Item	Quantity
Primary occupation:	
Farming	79
Other	62
Days worked off farm:	
None	58
Any	83
Years on present farm:	
2 years or less	14
3 to 4 years	9
5 to 9 years	27
10 years or more	91
Age group:	
Under 45 years	29
45 to 64 years	97
65 years and over	15
Average age of principal operator (years)	52.8

Economic Characteristics

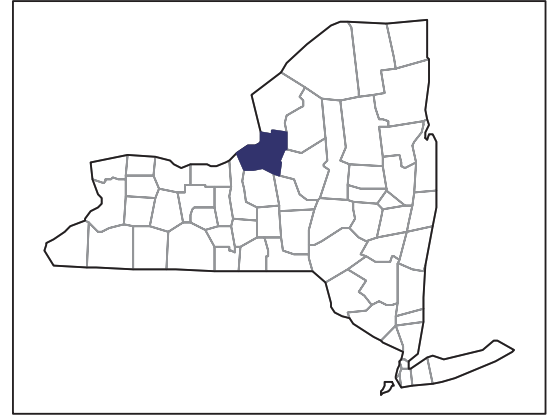
Item	Quantity
Farms by value of sales:	
Less than \$1,000	45
\$1,000 to \$2,499	15
\$2,500 to \$4,999	17
\$5,000 to \$9,999	25
\$10,000 to \$49,999	18
\$50,000 to \$99,999	14
\$100,000 to \$249,999	6
\$250,000 to \$499,999	1
\$500,000 or more	-
Total farm production expenses (\$1,000)	2,947
Average per farm (\$)	20,899
Net cash farm income of operation (\$1,000)	280
Average per farm (\$)	1,989
Value of agricultural products sold directly to individuals for human consumption (\$1,000)	201
Total organic product sales (\$1,000)	(D)
Total income from farm-related sources, gross before taxes and expenses (\$1,000)	414

See "Census of Agriculture, Volume 1, Geographic Area Series" for complete footnotes, explanations, definitions, and methodology.
(D) Cannot be disclosed. (Z) Less than half of the unit shown.

2007 CENSUS OF AGRICULTURE

Oswego County – New York

Farms with Spanish, Hispanic, or Latino Operators Compared with All Farms



Data are not available at this geographic level for farms with Spanish, Hispanic, or Latino operators.



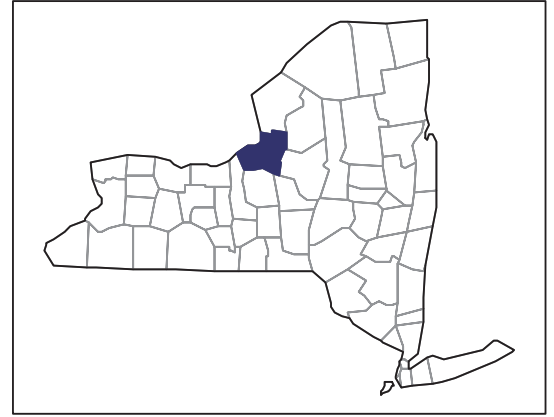
United States Department of Agriculture
National Agricultural Statistics Service

www.agcensus.usda.gov

2007 CENSUS OF AGRICULTURE

Oswego County – New York

Farms with American Indian or Alaska Native Operators Compared with All Farms



Data are not available at this geographic level for farms with American Indian or Alaska Native operators.



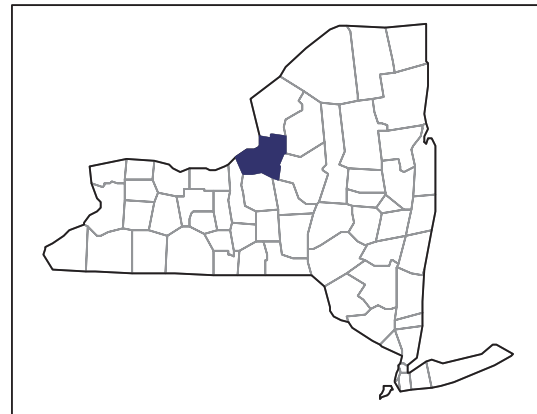
United States Department of Agriculture
National Agricultural Statistics Service

www.agcensus.usda.gov

2007 CENSUS OF AGRICULTURE

Oswego County – New York

Farms with Asian Operators
Compared with All Farms



Data are not available at this geographic level for farms with Asian operators.



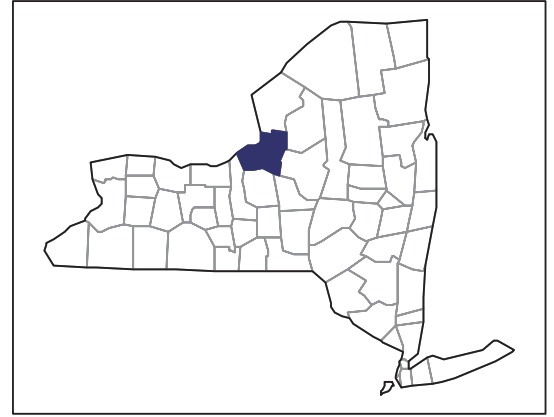
United States Department of Agriculture
National Agricultural Statistics Service

www.agcensus.usda.gov

2007 CENSUS *OF* **AGRICULTURE**

Oswego County – New York

**Farms with Black or African American
Operators Compared with All Farms**



Data are not available at this geographic level for farms with Black or African American operators.



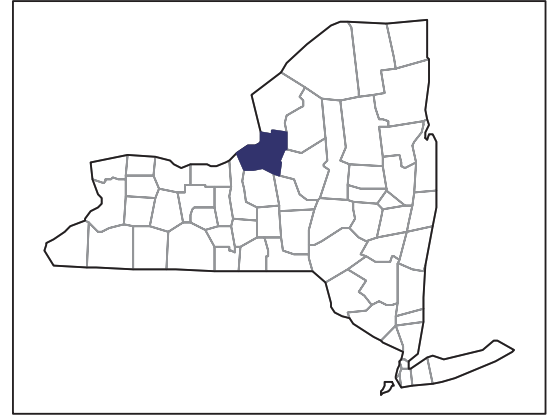
United States Department of Agriculture
National Agricultural Statistics Service

www.agcensus.usda.gov

2007 CENSUS OF AGRICULTURE

Oswego County – New York

Farms with Native Hawaiian or Other Pacific Islander Operators Compared with All Farms



Data are not available at this geographic level for farms with Native Hawaiian or Other Pacific Islander operators.



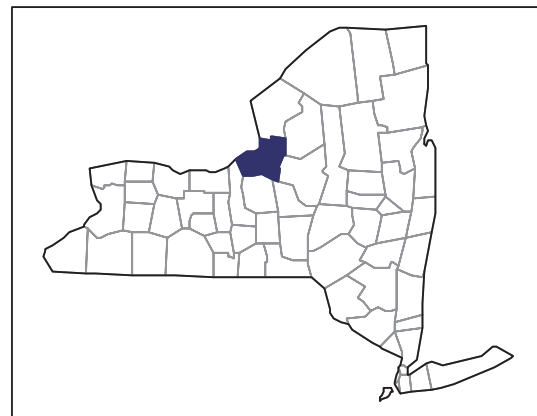
United States Department of Agriculture
National Agricultural Statistics Service

www.agcensus.usda.gov

2007 CENSUS *OF* AGRICULTURE

Oswego County – New York

Farms with White Operators
Compared with All Farms



Data are not available at this geographic level for farms with White operators.



United States Department of Agriculture
National Agricultural Statistics Service

www.agcensus.usda.gov

