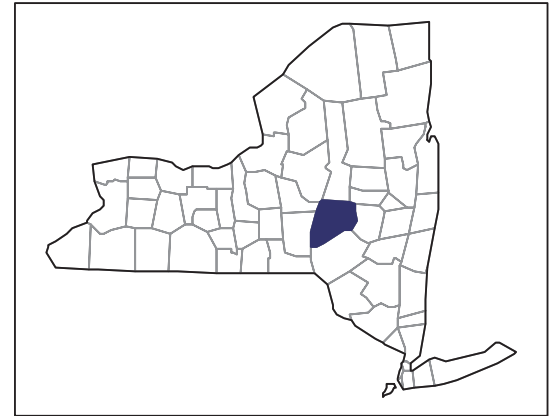


2007 CENSUS OF AGRICULTURE



Otsego County – New York

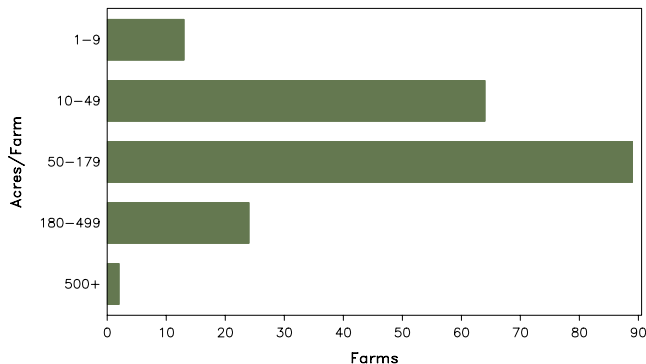
Farms with Women Principal Operators Compared with All Farms

	Women Principal Operators	All Farms
Number of Farms	192	980
Land in Farms	19,109 acres	176,481 acres
Average Size of Farm	100 acres	180 acres
Market Value of Products Sold	\$3,285,000	\$51,407,000
Crop Sales	\$1,005,000	\$8,772,000
Livestock Sales	\$2,280,000	\$42,636,000
Average Per Farm	\$17,111	\$52,457
Government Payments	\$42,000	\$977,000
Average Per Farm Receiving Payments	\$1,919	\$4,107

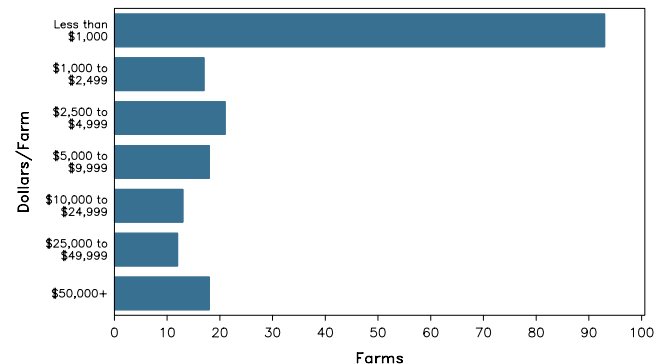
See footnotes on reverse page.

Farms with Women Principal Operators

Farms by Size



Farms by Economic Size



2007 CENSUS OF AGRICULTURE

Otsego County – New York Farms with Women Principal Operators

Selected Highlights

Item	Farms	Quantity
MARKET VALUE OF AGRICULTURAL PRODUCTS SOLD (\$1,000)		
Total value of agricultural products sold	192	3,285
Value of crops including nursery and greenhouse	62	1,005
Value of livestock, poultry, and their products	87	2,280
VALUE OF SALES BY COMMODITY GROUP (\$1,000)		
Grains, oilseeds, dry beans, and dry peas	8	(D)
Tobacco	-	-
Cotton and cottonseed	-	-
Vegetables, melons, potatoes and sweet potatoes	15	180
Fruits, tree nuts, and berries	9	97
Nursery, greenhouse, floriculture, and sod	8	530
Cut Christmas trees and short rotation woody crops	2	(D)
Other crops and hay	41	184
Poultry and eggs	34	22
Cattle and calves	33	346
Milk and other dairy products from cows	20	1,800
Hogs and pigs	14	10
Sheep, goats, and their products	15	34
Horses, ponies, mules, burros, and donkeys	12	64
Aquaculture	-	-
Other animals and other animal products	6	3
TOP CROP ITEMS (acres)		
Forage - land used for all hay and haylage, grass silage, and greenchop	71	3,960
Corn for silage or greenchop	11	369
Land in berries	5	79
Corn for grain	4	60
Oats for grain	6	60
TOP LIVESTOCK INVENTORY ITEMS (number)		
Cattle and calves	53	1,666
Layers	39	1,045
Horses and ponies	83	607
Sheep and lambs	11	184
Goats, all	15	172

Operator Characteristics

Item	Quantity
Primary occupation:	
Farming	89
Other	103
Days worked off farm:	
None	86
Any	106
Years on present farm:	
2 years or less	6
3 to 4 years	24
5 to 9 years	36
10 years or more	126
Age group:	
Under 45 years	29
45 to 64 years	138
65 years and over	25
Average age of principal operator (years)	54.4

Economic Characteristics

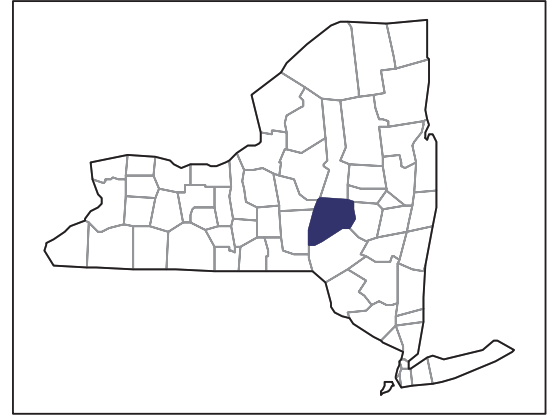
Item	Quantity
Farms by value of sales:	
Less than \$1,000	94
\$1,000 to \$2,499	16
\$2,500 to \$4,999	23
\$5,000 to \$9,999	16
\$10,000 to \$49,999	25
\$50,000 to \$99,999	10
\$100,000 to \$249,999	5
\$250,000 to \$499,999	3
\$500,000 or more	-
Total farm production expenses (\$1,000)	4,532
Average per farm (\$)	23,602
Net cash farm income of operation (\$1,000)	-237
Average per farm (\$)	-1,235
Value of agricultural products sold directly to individuals for human consumption (\$1,000)	332
Total organic product sales (\$1,000)	297
Total income from farm-related sources, gross before taxes and expenses (\$1,000)	967

See "Census of Agriculture, Volume 1, Geographic Area Series" for complete footnotes, explanations, definitions, and methodology.
(D) Cannot be disclosed. (Z) Less than half of the unit shown.

2007 CENSUS OF AGRICULTURE

Otsego County – New York

Farms with Spanish, Hispanic, or Latino Operators Compared with All Farms



Data are not available at this geographic level for farms with Spanish, Hispanic, or Latino operators.



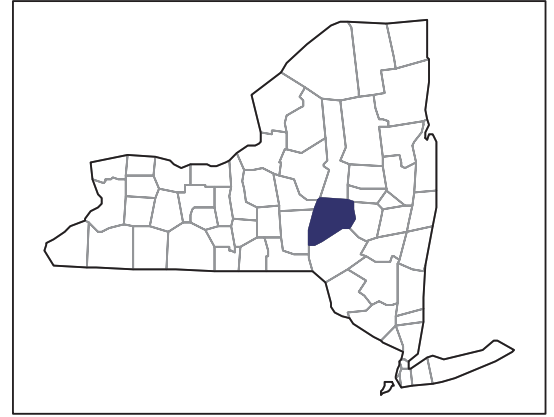
United States Department of Agriculture
National Agricultural Statistics Service

www.agcensus.usda.gov

2007 CENSUS OF AGRICULTURE

Otsego County – New York

Farms with American Indian or Alaska Native Operators Compared with All Farms



Data are not available at this geographic level for farms with American Indian or Alaska Native operators.



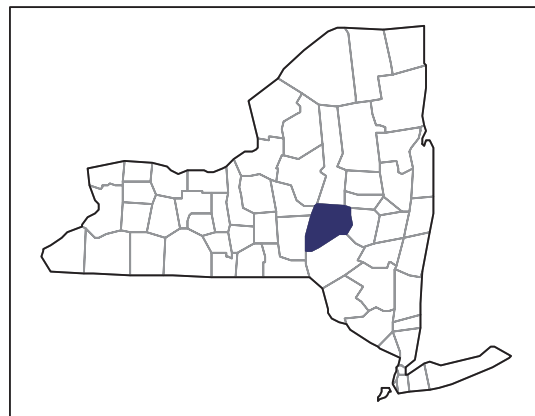
United States Department of Agriculture
National Agricultural Statistics Service

www.agcensus.usda.gov

2007 CENSUS *OF* AGRICULTURE

Otsego County – New York

**Farms with Asian Operators
Compared with All Farms**



Data are not available at this geographic level for farms with Asian operators.



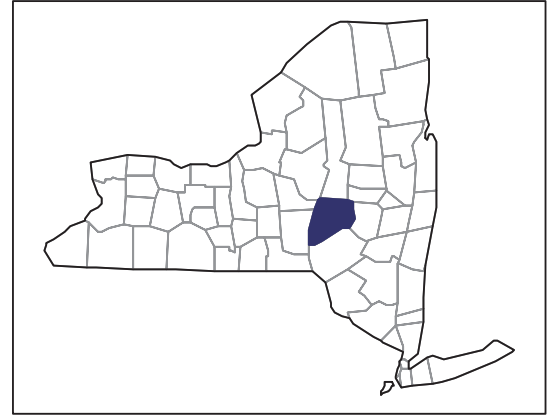
United States Department of Agriculture
National Agricultural Statistics Service

www.agcensus.usda.gov

2007 CENSUS OF AGRICULTURE

Otsego County – New York

Farms with Black or African American Operators Compared with All Farms



Data are not available at this geographic level for farms with Black or African American operators.



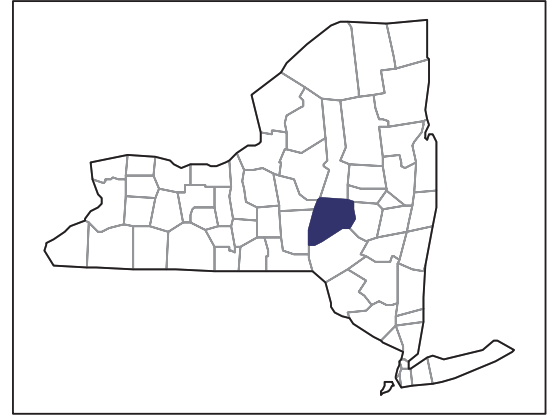
United States Department of Agriculture
National Agricultural Statistics Service

www.agcensus.usda.gov

2007 CENSUS OF AGRICULTURE

Otsego County – New York

Farms with Native Hawaiian or Other Pacific Islander Operators Compared with All Farms



Data are not available at this geographic level for farms with Native Hawaiian or Other Pacific Islander operators.



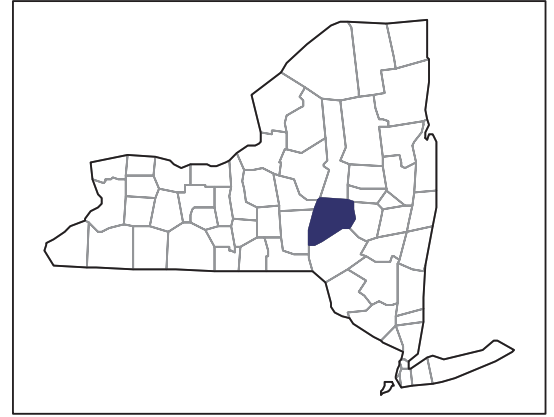
United States Department of Agriculture
National Agricultural Statistics Service

www.agcensus.usda.gov

2007 CENSUS *OF* AGRICULTURE

Otsego County – New York

**Farms with White Operators
Compared with All Farms**



Data are not available at this geographic level for farms with White operators.



United States Department of Agriculture
National Agricultural Statistics Service

www.agcensus.usda.gov

