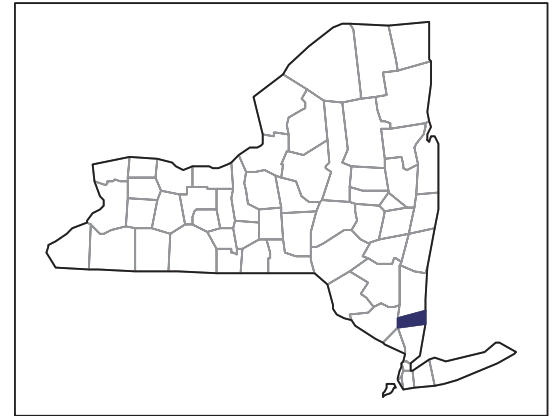


2007 CENSUS OF AGRICULTURE



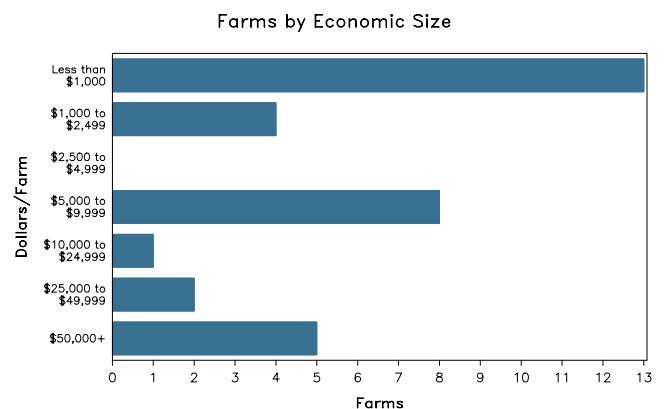
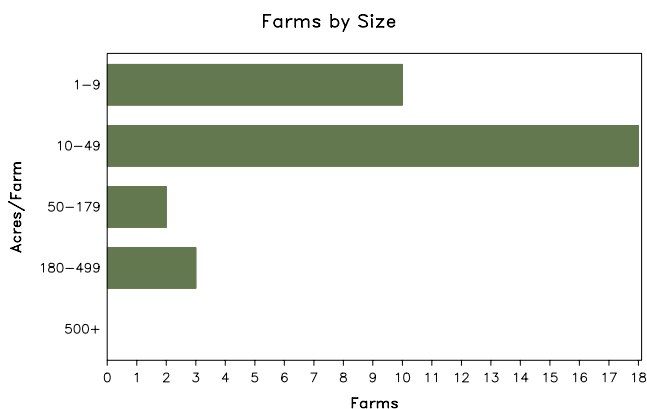
Putnam County – New York

Farms with Women Principal Operators Compared with All Farms

	Women Principal Operators	All Farms
Number of Farms	33	72
Land in Farms	1,254 acres	5,635 acres
Average Size of Farm	38 acres	78 acres
Market Value of Products Sold	(D)	(D)
Crop Sales	(D)	\$1,299,000
Livestock Sales	\$514,000	(D)
Average Per Farm	(D)	(D)
Government Payments	-	(D)
Average Per Farm Receiving Payments	-	(D)

See footnotes on reverse page.

Farms with Women Principal Operators



2007 CENSUS OF AGRICULTURE

Putnam County – New York Farms with Women Principal Operators

Selected Highlights

Item	Farms	Quantity
MARKET VALUE OF AGRICULTURAL PRODUCTS SOLD (\$1,000)		
Total value of agricultural products sold	33	(D)
Value of crops including nursery and greenhouse	8	(D)
Value of livestock, poultry, and their products	16	514
VALUE OF SALES BY COMMODITY GROUP (\$1,000)		
Grains, oilseeds, dry beans, and dry peas	-	-
Tobacco	-	-
Cotton and cottonseed	-	-
Vegetables, melons, potatoes and sweet potatoes	3	(D)
Fruits, tree nuts, and berries	-	-
Nursery, greenhouse, floriculture, and sod	3	123
Cut Christmas trees and short rotation woody crops	-	-
Other crops and hay	4	(D)
Poultry and eggs	6	(D)
Cattle and calves	2	(D)
Milk and other dairy products from cows	2	(D)
Hogs and pigs	2	(D)
Sheep, goats, and their products	3	(D)
Horses, ponies, mules, burros, and donkeys	10	492
Aquaculture	-	-
Other animals and other animal products	4	2
TOP CROP ITEMS (acres)		
Forage - land used for all hay and haylage, grass silage, and greenchop	2	(D)
Vegetables harvested for sale	3	23
Pumpkins	3	11
Squash, all	2	(D)
Potatoes	2	(D)
TOP LIVESTOCK INVENTORY ITEMS (number)		
Broilers and other meat-type chickens	4	384
Horses and ponies	26	338
Layers	6	230
Rabbits and their pelts	4	48
Pullets for laying flock replacement	4	46

Operator Characteristics

Item	Quantity
Primary occupation:	
Farming	22
Other	11
Days worked off farm:	
None	14
Any	19
Years on present farm:	
2 years or less	4
3 to 4 years	-
5 to 9 years	14
10 years or more	15
Age group:	
Under 45 years	9
45 to 64 years	17
65 years and over	7
Average age of principal operator (years)	50.9

Economic Characteristics

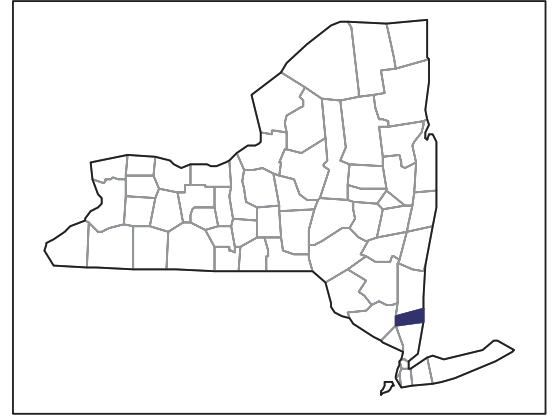
Item	Quantity
Farms by value of sales:	
Less than \$1,000	13
\$1,000 to \$2,499	4
\$2,500 to \$4,999	-
\$5,000 to \$9,999	8
\$10,000 to \$49,999	3
\$50,000 to \$99,999	3
\$100,000 to \$249,999	1
\$250,000 to \$499,999	1
\$500,000 or more	-
Total farm production expenses (\$1,000)	3,597
Average per farm (\$)	109,011
Net cash farm income of operation (\$1,000)	-1,160
Average per farm (\$)	-35,153
Value of agricultural products sold directly to individuals for human consumption (\$1,000)	(D)
Total organic product sales (\$1,000)	(D)
Total income from farm-related sources, gross before taxes and expenses (\$1,000)	1,656

See "Census of Agriculture, Volume 1, Geographic Area Series" for complete footnotes, explanations, definitions, and methodology.
(D) Cannot be disclosed. (Z) Less than half of the unit shown.

2007 CENSUS OF AGRICULTURE

Putnam County – New York

Farms with Spanish, Hispanic, or Latino Operators Compared with All Farms



Data are not available at this geographic level for farms with Spanish, Hispanic, or Latino operators.



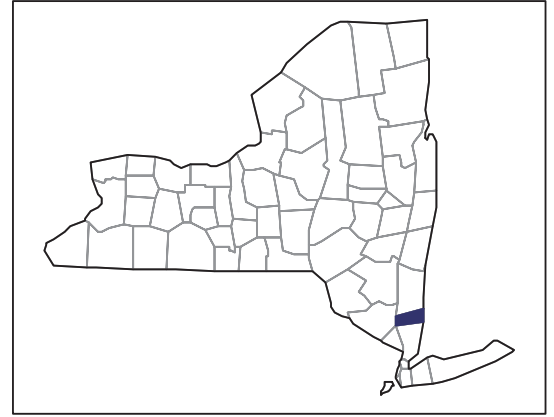
United States Department of Agriculture
National Agricultural Statistics Service

www.agcensus.usda.gov

2007 CENSUS OF AGRICULTURE

Putnam County – New York

Farms with American Indian or Alaska Native Operators Compared with All Farms



Data are not available at this geographic level for farms with American Indian or Alaska Native operators.



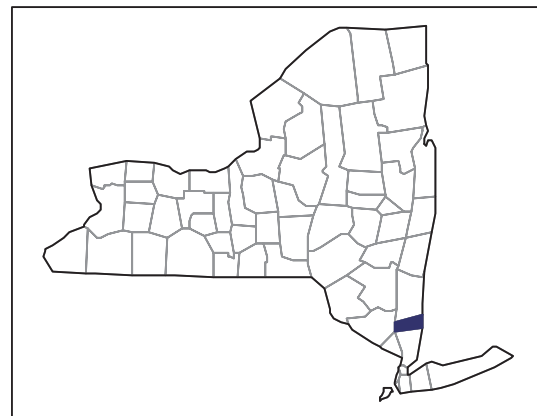
United States Department of Agriculture
National Agricultural Statistics Service

www.agcensus.usda.gov

2007 CENSUS OF AGRICULTURE

Putnam County – New York

**Farms with Asian Operators
Compared with All Farms**



Data are not available at this geographic level for farms with Asian operators.



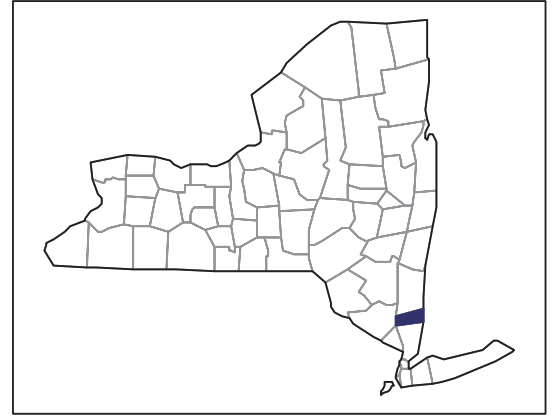
United States Department of Agriculture
National Agricultural Statistics Service

www.agcensus.usda.gov

2007 CENSUS OF AGRICULTURE

Putnam County – New York

Farms with Black or African American Operators Compared with All Farms



Data are not available at this geographic level for farms with Black or African American operators.



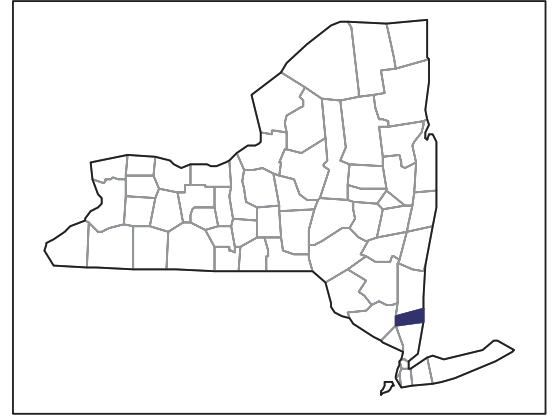
United States Department of Agriculture
National Agricultural Statistics Service

www.agcensus.usda.gov

2007 CENSUS OF AGRICULTURE

Putnam County – New York

Farms with Native Hawaiian or Other Pacific Islander Operators Compared with All Farms



Data are not available at this geographic level for farms with Native Hawaiian or Other Pacific Islander operators.



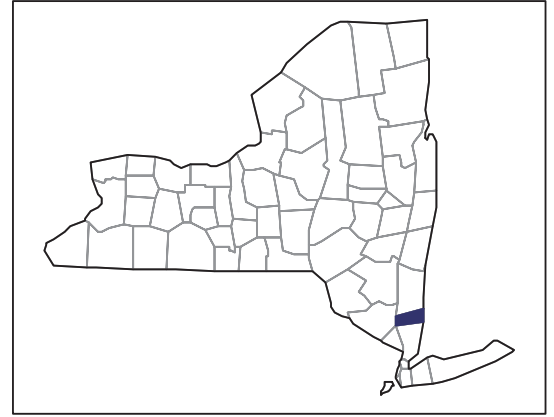
United States Department of Agriculture
National Agricultural Statistics Service

www.agcensus.usda.gov

2007 CENSUS OF AGRICULTURE

Putnam County – New York

Farms with White Operators
Compared with All Farms



Data are not available at this geographic level for farms with White operators.



United States Department of Agriculture
National Agricultural Statistics Service

www.agcensus.usda.gov

