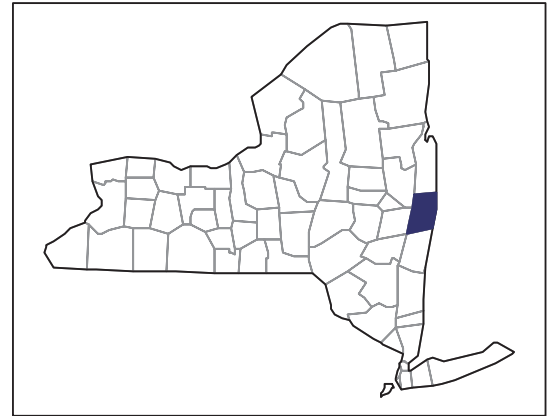


2007 CENSUS OF AGRICULTURE



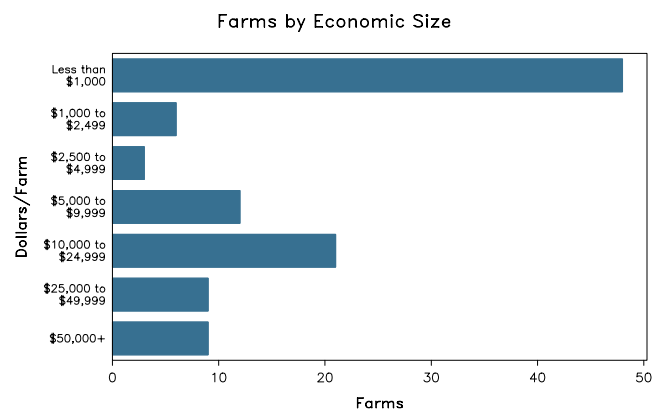
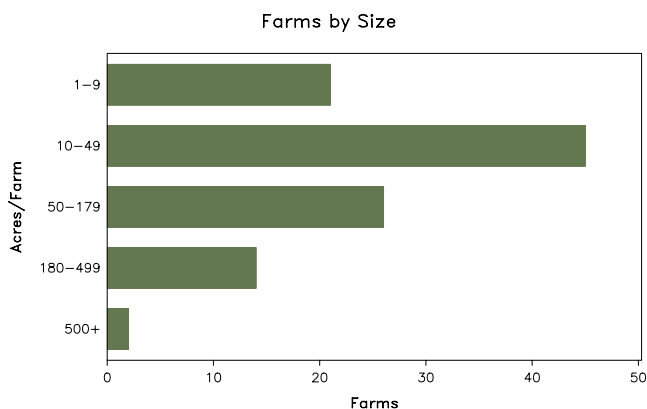
Rensselaer County – New York

Farms with Women Principal Operators Compared with All Farms

	Women Principal Operators	All Farms
Number of Farms	108	506
Land in Farms	8,755 acres	85,034 acres
Average Size of Farm	81 acres	168 acres
Market Value of Products Sold	\$3,289,000	\$37,512,000
Crop Sales	\$1,985,000	\$14,102,000
Livestock Sales	\$1,304,000	\$23,410,000
Average Per Farm	\$30,451	\$74,133
Government Payments	\$92,000	\$818,000
Average Per Farm Receiving Payments	\$8,376	\$5,346

See footnotes on reverse page.

Farms with Women Principal Operators



2007 CENSUS OF AGRICULTURE

Rensselaer County – New York Farms with Women Principal Operators

Selected Highlights

Item	Farms	Quantity
MARKET VALUE OF AGRICULTURAL PRODUCTS SOLD (\$1,000)		
Total value of agricultural products sold	108	3,289
Value of crops including nursery and greenhouse	43	1,985
Value of livestock, poultry, and their products	51	1,304
VALUE OF SALES BY COMMODITY GROUP (\$1,000)		
Grains, oilseeds, dry beans, and dry peas	5	(D)
Tobacco	-	-
Cotton and cottonseed	-	-
Vegetables, melons, potatoes and sweet potatoes	20	1,260
Fruits, tree nuts, and berries	8	84
Nursery, greenhouse, floriculture, and sod	12	457
Cut Christmas trees and short rotation woody crops	1	(D)
Other crops and hay	21	140
Poultry and eggs	16	(D)
Cattle and calves	15	66
Milk and other dairy products from cows	6	469
Hogs and pigs	7	6
Sheep, goats, and their products	17	113
Horses, ponies, mules, burros, and donkeys	16	594
Aquaculture	2	(D)
Other animals and other animal products	9	(D)
TOP CROP ITEMS (acres)		
Forage - land used for all hay and haylage, grass silage, and greenchop	39	1,949
Corn for silage or greenchop	5	532
Vegetables harvested for sale	19	(D)
Sweet corn	3	(D)
Pumpkins	4	(D)
TOP LIVESTOCK INVENTORY ITEMS (number)		
Layers	16	1,425
Cattle and calves	21	799
Goats, all	23	531
Sheep and lambs	12	503
Horses and ponies	56	477

Operator Characteristics

Item	Quantity
Primary occupation:	
Farming	56
Other	52
Days worked off farm:	
None	29
Any	79
Years on present farm:	
2 years or less	4
3 to 4 years	9
5 to 9 years	17
10 years or more	78
Age group:	
Under 45 years	23
45 to 64 years	69
65 years and over	16
Average age of principal operator (years)	53.4

Economic Characteristics

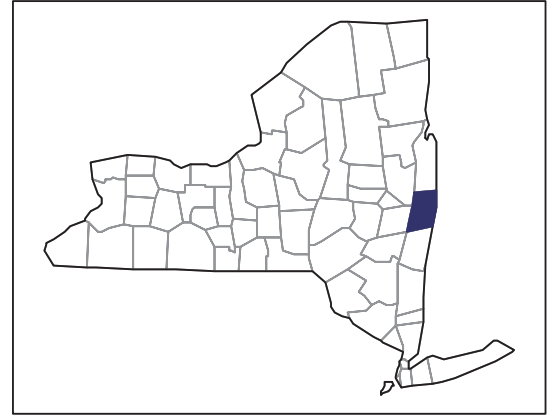
Item	Quantity
Farms by value of sales:	
Less than \$1,000	48
\$1,000 to \$2,499	6
\$2,500 to \$4,999	3
\$5,000 to \$9,999	12
\$10,000 to \$49,999	30
\$50,000 to \$99,999	2
\$100,000 to \$249,999	3
\$250,000 to \$499,999	3
\$500,000 or more	1
Total farm production expenses (\$1,000)	3,830
Average per farm (\$)	35,460
Net cash farm income of operation (\$1,000)	-145
Average per farm (\$)	-1,340
Value of agricultural products sold directly to individuals for human consumption (\$1,000)	258
Total organic product sales (\$1,000)	(D)
Total income from farm-related sources, gross before taxes and expenses (\$1,000)	304

See "Census of Agriculture, Volume 1, Geographic Area Series" for complete footnotes, explanations, definitions, and methodology.
(D) Cannot be disclosed. (Z) Less than half of the unit shown.

2007 CENSUS *OF* **AGRICULTURE**

Rensselaer County – New York

**Farms with Spanish, Hispanic, or
Latino Operators Compared with
All Farms**



Data are not available at this geographic level for farms with Spanish, Hispanic, or Latino operators.



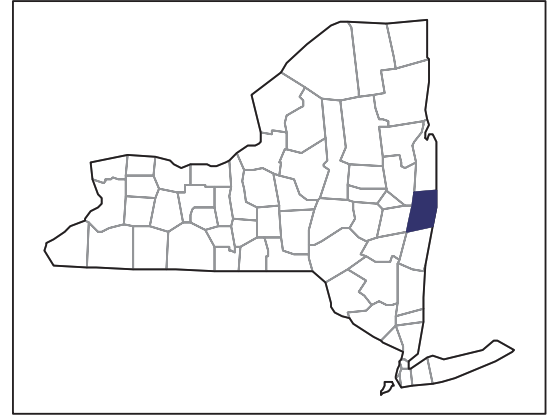
United States Department of Agriculture
National Agricultural Statistics Service

www.agcensus.usda.gov

2007 CENSUS OF AGRICULTURE

Rensselaer County – New York

Farms with American Indian or Alaska Native Operators Compared with All Farms



Data are not available at this geographic level for farms with American Indian or Alaska Native operators.



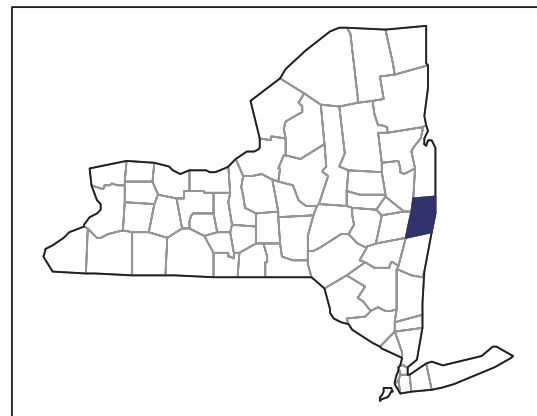
United States Department of Agriculture
National Agricultural Statistics Service

www.agcensus.usda.gov

2007 CENSUS *OF* AGRICULTURE

Rensselaer County – New York

**Farms with Asian Operators
Compared with All Farms**



Data are not available at this geographic level for farms with Asian operators.



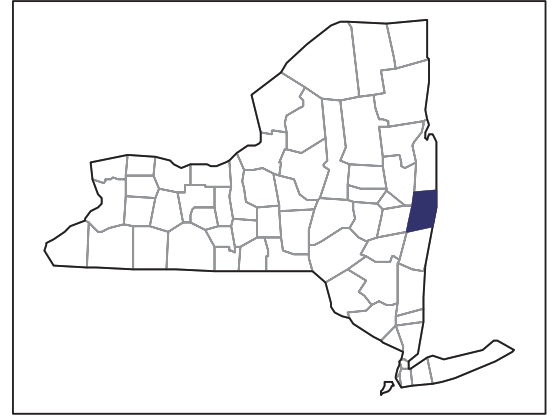
United States Department of Agriculture
National Agricultural Statistics Service

www.agcensus.usda.gov

2007 CENSUS *OF* AGRICULTURE

Rensselaer County – New York

**Farms with Black or African American
Operators Compared with All Farms**



Data are not available at this geographic level for farms with Black or African American operators.



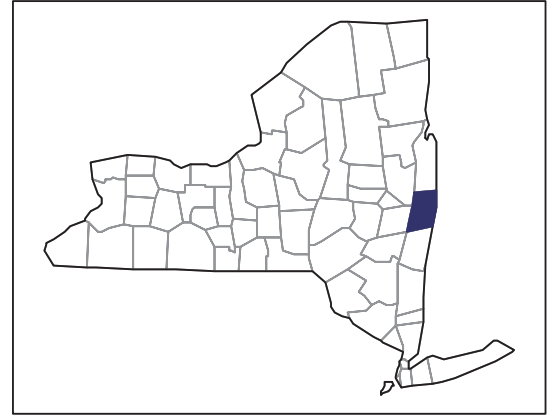
United States Department of Agriculture
National Agricultural Statistics Service

www.agcensus.usda.gov

2007 CENSUS OF AGRICULTURE

Rensselaer County – New York

Farms with Native Hawaiian or Other Pacific Islander Operators Compared with All Farms



Data are not available at this geographic level for farms with Native Hawaiian or Other Pacific Islander operators.



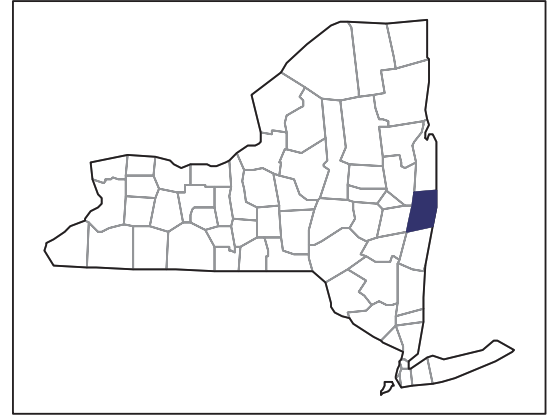
United States Department of Agriculture
National Agricultural Statistics Service

www.agcensus.usda.gov

2007 CENSUS *OF* AGRICULTURE

Rensselaer County – New York

**Farms with White Operators
Compared with All Farms**



Data are not available at this geographic level for farms with White operators.



United States Department of Agriculture
National Agricultural Statistics Service

www.agcensus.usda.gov

