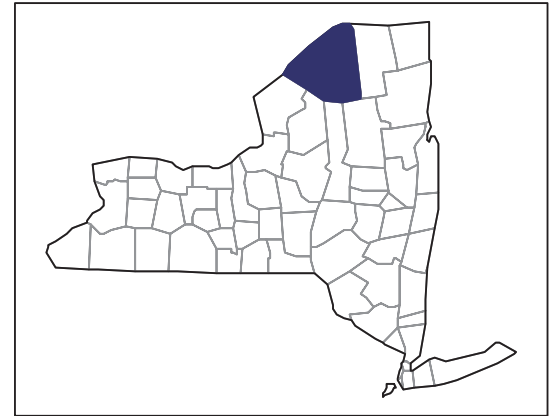


# 2007 CENSUS OF AGRICULTURE



## St. Lawrence County – New York

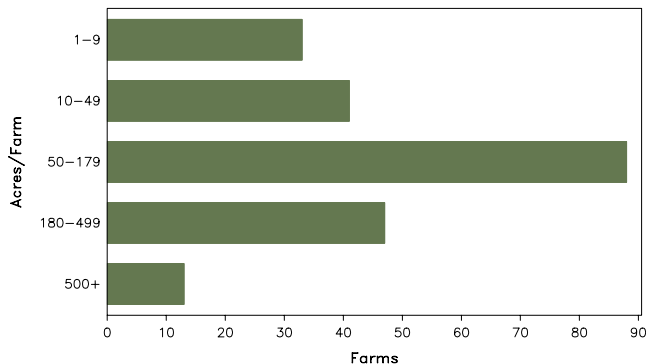
### Farms with Women Principal Operators Compared with All Farms

	Women Principal Operators	All Farms
<b>Number of Farms</b>	222	1,330
<b>Land in Farms</b>	33,307 acres	347,246 acres
<b>Average Size of Farm</b>	150 acres	261 acres
<b>Market Value of Products Sold</b>	\$9,500,000	\$140,151,000
Crop Sales	\$1,097,000	\$14,859,000
Livestock Sales	\$8,403,000	\$125,292,000
Average Per Farm	\$42,793	\$105,377
<b>Government Payments</b>	\$149,000	\$1,853,000
Average Per Farm Receiving Payments	\$3,927	\$6,055

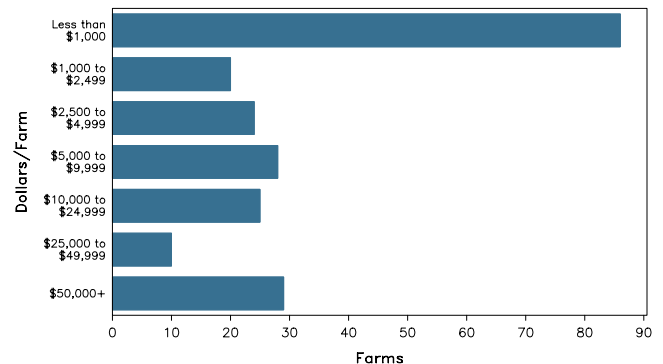
See footnotes on reverse page.

### Farms with Women Principal Operators

Farms by Size



Farms by Economic Size



# 2007 CENSUS OF AGRICULTURE

## St. Lawrence County – New York Farms with Women Principal Operators

### Selected Highlights

Item	Farms	Quantity
<b>MARKET VALUE OF AGRICULTURAL PRODUCTS SOLD (\$1,000)</b>		
Total value of agricultural products sold	222	9,500
Value of crops including nursery and greenhouse	83	1,097
Value of livestock, poultry, and their products	121	8,403
<b>VALUE OF SALES BY COMMODITY GROUP (\$1,000)</b>		
Grains, oilseeds, dry beans, and dry peas	13	112
Tobacco	-	-
Cotton and cottonseed	-	-
Vegetables, melons, potatoes and sweet potatoes	9	61
Fruits, tree nuts, and berries	11	127
Nursery, greenhouse, floriculture, and sod	12	165
Cut Christmas trees and short rotation woody crops	-	-
Other crops and hay	59	633
Poultry and eggs	40	22
Cattle and calves	66	1,175
Milk and other dairy products from cows	28	7,063
Hogs and pigs	14	23
Sheep, goats, and their products	22	33
Horses, ponies, mules, burros, and donkeys	19	79
Aquaculture	-	-
Other animals and other animal products	3	8
<b>TOP CROP ITEMS (acres)</b>		
Forage - land used for all hay and haylage, grass silage, and greenchop	114	9,355
Corn for silage or greenchop	20	1,495
Corn for grain	7	201
Oats for grain	3	63
Vegetables harvested for sale	9	22
<b>TOP LIVESTOCK INVENTORY ITEMS (number)</b>		
Cattle and calves	90	4,735
Layers	46	821
Broilers and other meat-type chickens	16	816
Horses and ponies	106	816
Sheep and lambs	19	493

### Operator Characteristics

Item	Quantity
Primary occupation:	
Farming	108
Other	114
Days worked off farm:	
None	75
Any	147
Years on present farm:	
2 years or less	14
3 to 4 years	22
5 to 9 years	46
10 years or more	140
Age group:	
Under 45 years	41
45 to 64 years	138
65 years and over	43
Average age of principal operator (years)	53.2

### Economic Characteristics

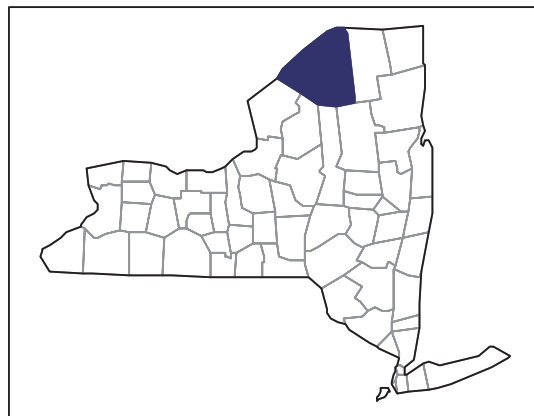
Item	Quantity
Farms by value of sales:	
Less than \$1,000	89
\$1,000 to \$2,499	17
\$2,500 to \$4,999	26
\$5,000 to \$9,999	27
\$10,000 to \$49,999	37
\$50,000 to \$99,999	9
\$100,000 to \$249,999	9
\$250,000 to \$499,999	2
\$500,000 or more	6
Total farm production expenses (\$1,000)	9,149
Average per farm (\$)	41,213
Net cash farm income of operation (\$1,000)	1,149
Average per farm (\$)	5,176
Value of agricultural products sold directly to individuals for human consumption (\$1,000)	57
Total organic product sales (\$1,000)	193
Total income from farm-related sources, gross before taxes and expenses (\$1,000)	649

See "Census of Agriculture, Volume 1, Geographic Area Series" for complete footnotes, explanations, definitions, and methodology.  
(D) Cannot be disclosed. (Z) Less than half of the unit shown.

# 2007 CENSUS *OF* AGRICULTURE

**St. Lawrence County – New York**

**Farms with Spanish, Hispanic, or  
Latino Operators Compared with  
All Farms**



**Data are not available at this geographic level for farms with Spanish, Hispanic, or Latino operators.**



United States Department of Agriculture  
National Agricultural Statistics Service

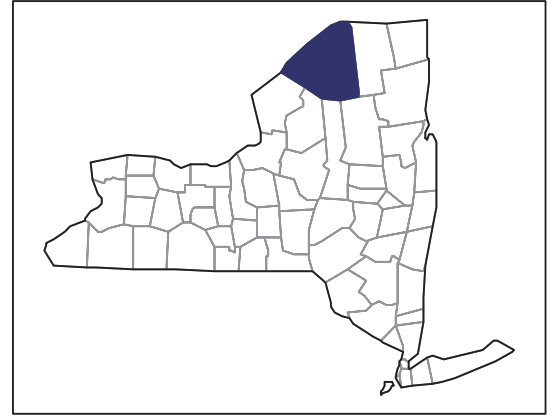
[www.agcensus.usda.gov](http://www.agcensus.usda.gov)



# 2007 CENSUS OF AGRICULTURE

## St. Lawrence County – New York

### Farms with American Indian or Alaska Native Operators Compared with All Farms



Data are not available at this geographic level for farms with American Indian or Alaska Native operators.



United States Department of Agriculture  
National Agricultural Statistics Service

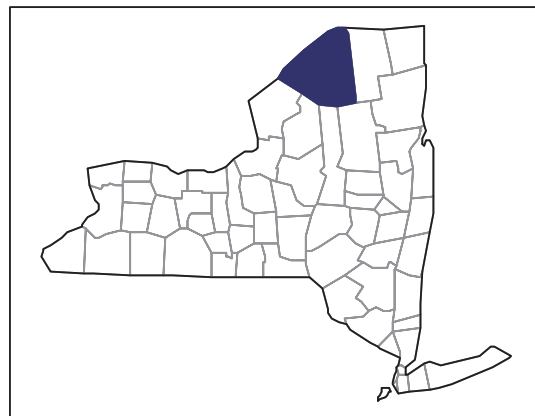
[www.agcensus.usda.gov](http://www.agcensus.usda.gov)



# 2007 CENSUS *OF* AGRICULTURE

**St. Lawrence County – New York**

**Farms with Asian Operators  
Compared with All Farms**



**Data are not available at this geographic level for farms with Asian operators.**



United States Department of Agriculture  
National Agricultural Statistics Service

[www.agcensus.usda.gov](http://www.agcensus.usda.gov)

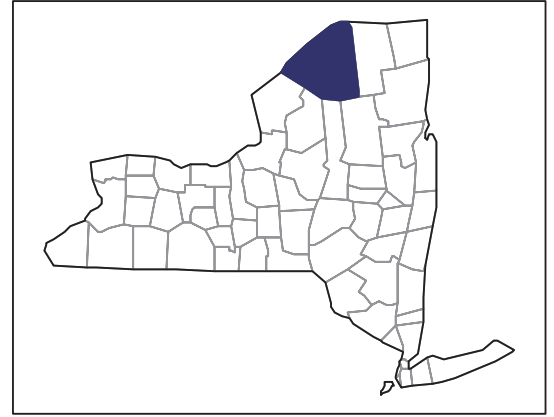




# 2007 CENSUS OF AGRICULTURE

**St. Lawrence County – New York**

**Farms with Black or African American Operators Compared with All Farms**



**Data are not available at this geographic level for farms with Black or African American operators.**



United States Department of Agriculture  
National Agricultural Statistics Service

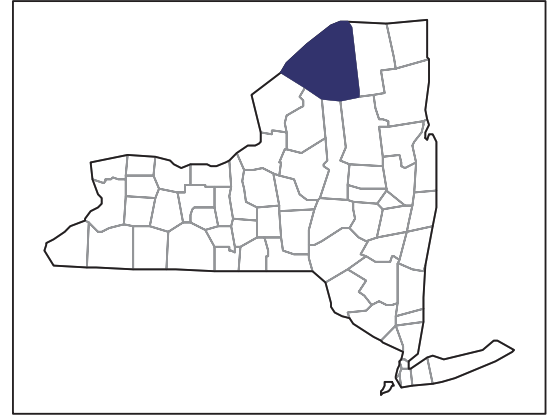
[www.agcensus.usda.gov](http://www.agcensus.usda.gov)



# 2007 CENSUS OF AGRICULTURE

## St. Lawrence County – New York

### Farms with Native Hawaiian or Other Pacific Islander Operators Compared with All Farms



Data are not available at this geographic level for farms with Native Hawaiian or Other Pacific Islander operators.



United States Department of Agriculture  
National Agricultural Statistics Service

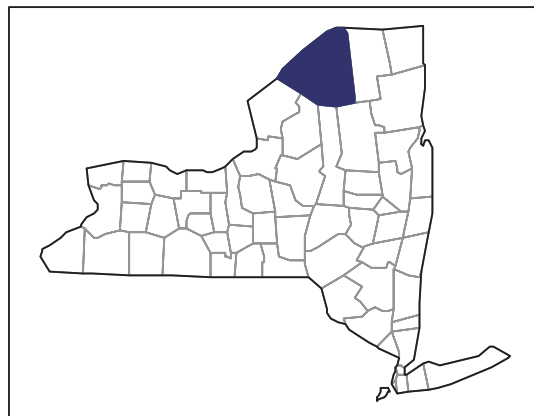
[www.agcensus.usda.gov](http://www.agcensus.usda.gov)



# 2007 CENSUS OF AGRICULTURE

St. Lawrence County – New York

Farms with White Operators  
Compared with All Farms



Data are not available at this geographic level for farms with White operators.



United States Department of Agriculture  
National Agricultural Statistics Service

[www.agcensus.usda.gov](http://www.agcensus.usda.gov)

