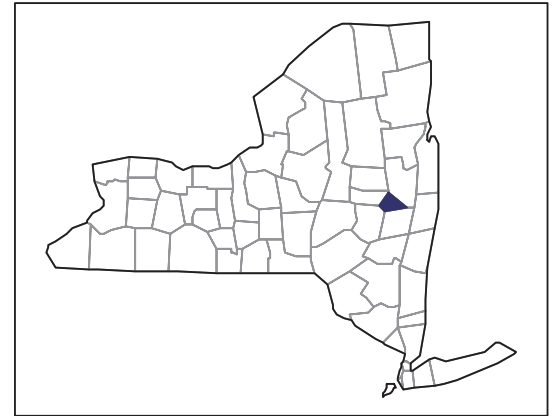


# 2007 CENSUS OF AGRICULTURE



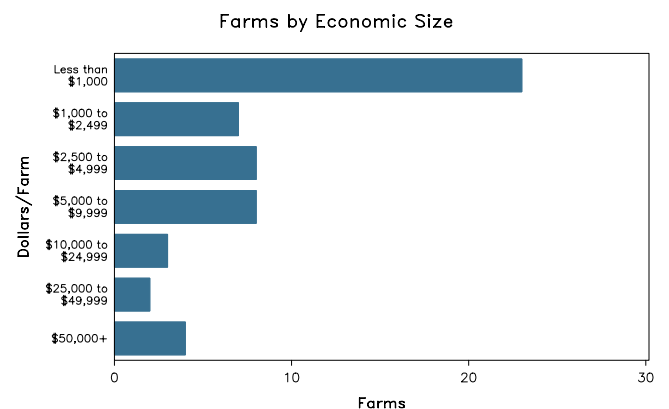
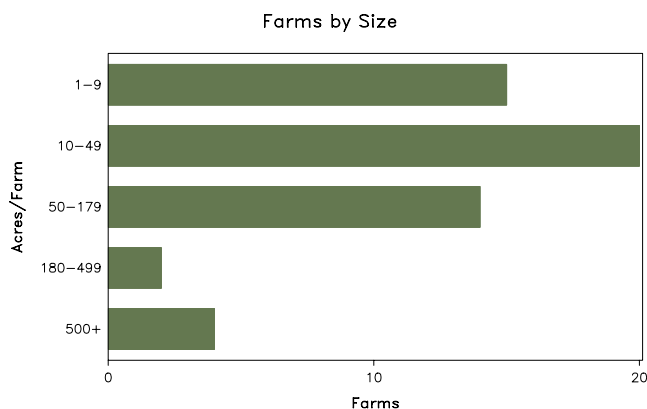
## Schenectady County – New York

### Farms with Women Principal Operators Compared with All Farms

	Women Principal Operators	All Farms
<b>Number of Farms</b>	55	194
<b>Land in Farms</b>	4,826 acres	19,129 acres
<b>Average Size of Farm</b>	88 acres	99 acres
<b>Market Value of Products Sold</b>	\$674,000	\$3,495,000
Crop Sales	\$470,000	\$2,578,000
Livestock Sales	\$204,000	\$916,000
Average Per Farm	\$12,259	\$18,014
<b>Government Payments</b>	(D)	(D)
Average Per Farm Receiving Payments	(D)	(D)

See footnotes on reverse page.

### Farms with Women Principal Operators



# 2007 CENSUS OF AGRICULTURE

## Schenectady County – New York Farms with Women Principal Operators

### Selected Highlights

Item	Farms	Quantity
<b>MARKET VALUE OF AGRICULTURAL PRODUCTS SOLD (\$1,000)</b>		
Total value of agricultural products sold	55	674
Value of crops including nursery and greenhouse	21	470
Value of livestock, poultry, and their products	20	204
<b>VALUE OF SALES BY COMMODITY GROUP (\$1,000)</b>		
Grains, oilseeds, dry beans, and dry peas	3	208
Tobacco	-	-
Cotton and cottonseed	-	-
Vegetables, melons, potatoes and sweet potatoes	4	13
Fruits, tree nuts, and berries	3	(D)
Nursery, greenhouse, floriculture, and sod	5	(D)
Cut Christmas trees and short rotation woody crops	2	(D)
Other crops and hay	9	(D)
Poultry and eggs	6	2
Cattle and calves	5	131
Milk and other dairy products from cows	-	-
Hogs and pigs	1	(D)
Sheep, goats, and their products	7	(D)
Horses, ponies, mules, burros, and donkeys	6	(D)
Aquaculture	2	(D)
Other animals and other animal products	1	(D)
<b>TOP CROP ITEMS (acres)</b>		
Forage - land used for all hay and haylage, grass silage, and greenchop	16	839
Corn for silage or greenchop	3	372
Corn for grain	2	(D)
Cut Christmas trees	2	(D)
Vegetables harvested for sale	4	11
<b>TOP LIVESTOCK INVENTORY ITEMS (number)</b>		
Cattle and calves	5	880
Horses and ponies	28	406
Sheep and lambs	10	167
Layers	8	124
Goats, all	5	96

### Operator Characteristics

Item	Quantity
Primary occupation:	
Farming	29
Other	26
Days worked off farm:	
None	26
Any	29
Years on present farm:	
2 years or less	-
3 to 4 years	3
5 to 9 years	13
10 years or more	39
Age group:	
Under 45 years	4
45 to 64 years	36
65 years and over	15
Average age of principal operator (years)	57.8

### Economic Characteristics

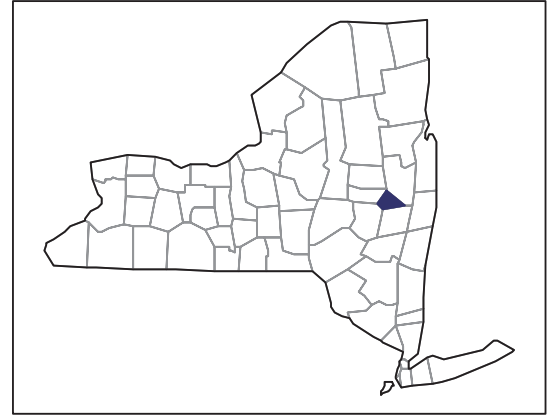
Item	Quantity
Farms by value of sales:	
Less than \$1,000	23
\$1,000 to \$2,499	7
\$2,500 to \$4,999	8
\$5,000 to \$9,999	8
\$10,000 to \$49,999	5
\$50,000 to \$99,999	1
\$100,000 to \$249,999	3
\$250,000 to \$499,999	-
\$500,000 or more	-
Total farm production expenses (\$1,000)	1,620
Average per farm (\$)	29,463
Net cash farm income of operation (\$1,000)	-716
Average per farm (\$)	-13,011
Value of agricultural products sold directly to individuals for human consumption (\$1,000)	20
Total organic product sales (\$1,000)	-
Total income from farm-related sources, gross before taxes and expenses (\$1,000)	230

See "Census of Agriculture, Volume 1, Geographic Area Series" for complete footnotes, explanations, definitions, and methodology.  
(D) Cannot be disclosed. (Z) Less than half of the unit shown.

# 2007 CENSUS OF AGRICULTURE

**Schenectady County – New York**

**Farms with Spanish, Hispanic, or Latino Operators Compared with All Farms**



**Data are not available at this geographic level for farms with Spanish, Hispanic, or Latino operators.**



United States Department of Agriculture  
National Agricultural Statistics Service

[www.agcensus.usda.gov](http://www.agcensus.usda.gov)



# 2007 CENSUS OF AGRICULTURE

**Schenectady County – New York**

**Farms with American Indian or Alaska Native Operators Compared with All Farms**



**Data are not available at this geographic level for farms with American Indian or Alaska Native operators.**



United States Department of Agriculture  
National Agricultural Statistics Service

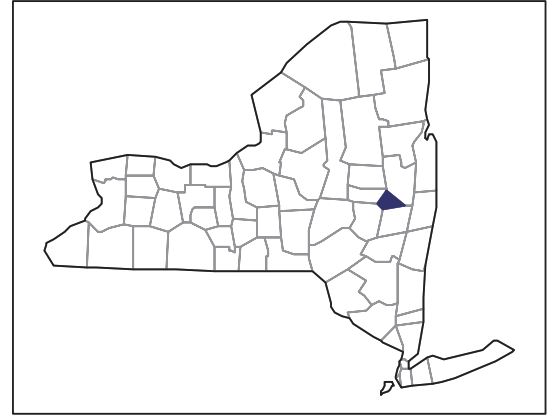
[www.agcensus.usda.gov](http://www.agcensus.usda.gov)



# 2007 CENSUS OF AGRICULTURE

**Schenectady County – New York**

**Farms with Asian Operators  
Compared with All Farms**



**Data are not available at this geographic level for farms with Asian operators.**



United States Department of Agriculture  
National Agricultural Statistics Service

[www.agcensus.usda.gov](http://www.agcensus.usda.gov)

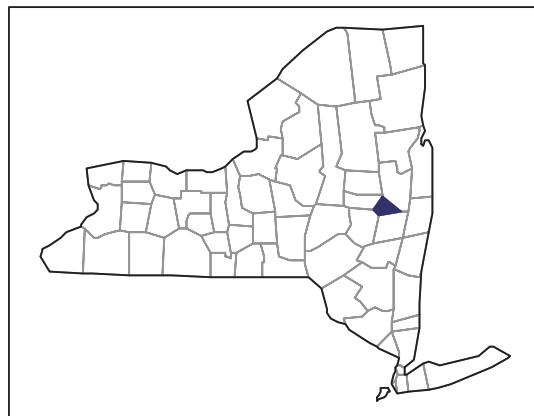




# 2007 CENSUS OF AGRICULTURE

**Schenectady County – New York**

**Farms with Black or African American Operators Compared with All Farms**



Data are not available at this geographic level for farms with Black or African American operators.



United States Department of Agriculture  
National Agricultural Statistics Service

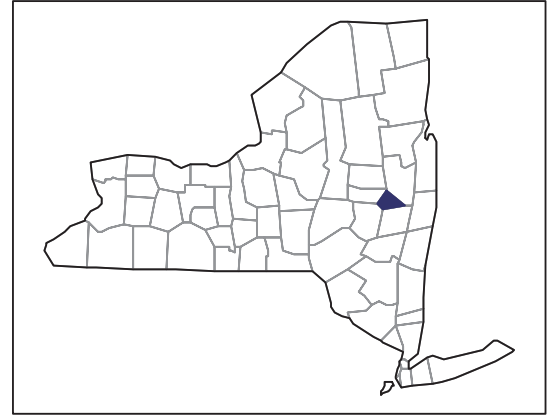
[www.agcensus.usda.gov](http://www.agcensus.usda.gov)



# 2007 CENSUS OF AGRICULTURE

## Schenectady County – New York

### Farms with Native Hawaiian or Other Pacific Islander Operators Compared with All Farms



Data are not available at this geographic level for farms with Native Hawaiian or Other Pacific Islander operators.



United States Department of Agriculture  
National Agricultural Statistics Service

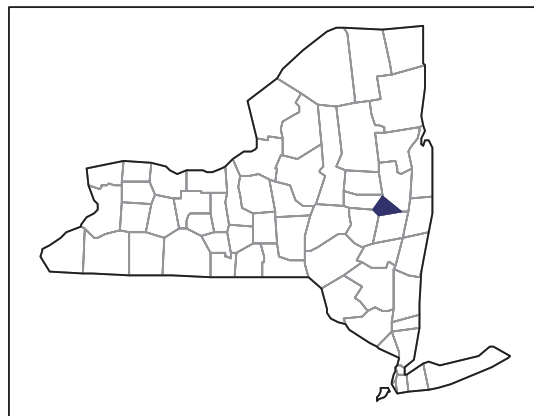
[www.agcensus.usda.gov](http://www.agcensus.usda.gov)



# 2007 CENSUS *OF* AGRICULTURE

**Schenectady County – New York**

**Farms with White Operators  
Compared with All Farms**



**Data are not available at this geographic level for farms with White operators.**



United States Department of Agriculture  
National Agricultural Statistics Service

[www.agcensus.usda.gov](http://www.agcensus.usda.gov)

