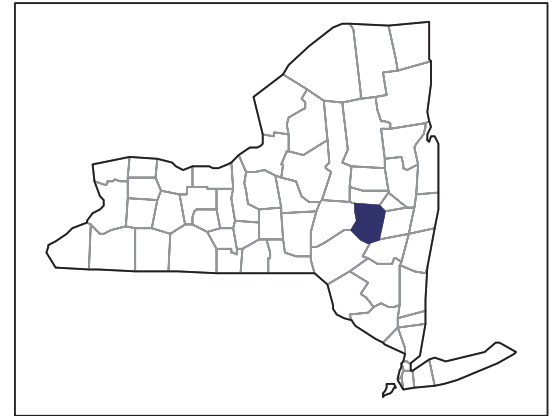


2007 CENSUS OF AGRICULTURE



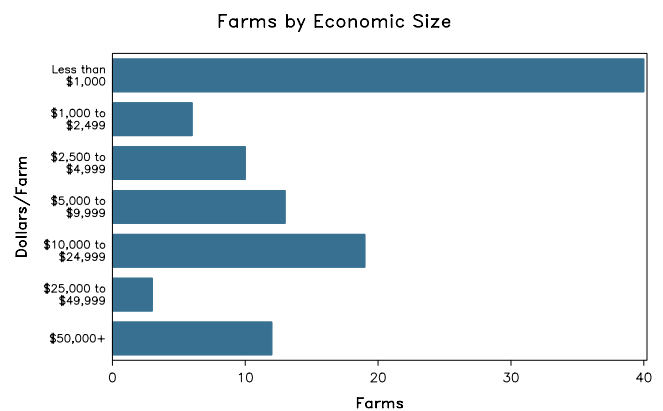
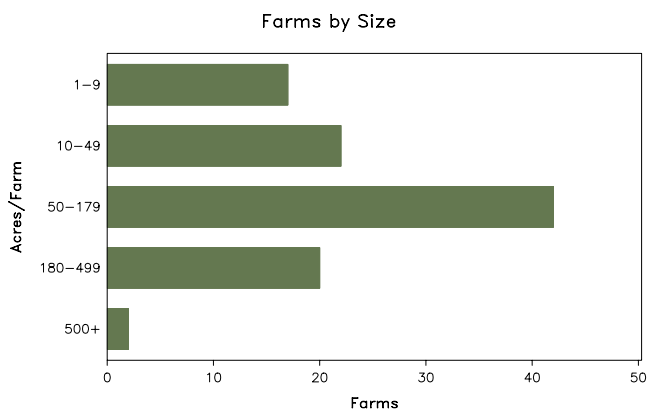
Schoharie County – New York

Farms with Women Principal Operators Compared with All Farms

	Women Principal Operators	All Farms
Number of Farms	103	525
Land in Farms	11,428 acres	95,490 acres
Average Size of Farm	111 acres	182 acres
Market Value of Products Sold	\$2,409,000	\$35,153,000
Crop Sales	\$826,000	\$9,793,000
Livestock Sales	\$1,583,000	\$25,361,000
Average Per Farm	\$23,387	\$66,959
Government Payments	\$41,000	\$596,000
Average Per Farm Receiving Payments	\$2,940	\$4,348

See footnotes on reverse page.

Farms with Women Principal Operators



2007 CENSUS OF AGRICULTURE

Schoharie County – New York Farms with Women Principal Operators

Selected Highlights

Item	Farms	Quantity
MARKET VALUE OF AGRICULTURAL PRODUCTS SOLD (\$1,000)		
Total value of agricultural products sold	103	2,409
Value of crops including nursery and greenhouse	46	826
Value of livestock, poultry, and their products	46	1,583
VALUE OF SALES BY COMMODITY GROUP (\$1,000)		
Grains, oilseeds, dry beans, and dry peas	3	(D)
Tobacco	-	-
Cotton and cottonseed	-	-
Vegetables, melons, potatoes and sweet potatoes	5	(D)
Fruits, tree nuts, and berries	-	-
Nursery, greenhouse, floriculture, and sod	4	(D)
Cut Christmas trees and short rotation woody crops	-	-
Other crops and hay	38	668
Poultry and eggs	20	(D)
Cattle and calves	18	135
Milk and other dairy products from cows	7	1,140
Hogs and pigs	6	(D)
Sheep, goats, and their products	7	34
Horses, ponies, mules, burros, and donkeys	12	208
Aquaculture	-	-
Other animals and other animal products	2	(D)
TOP CROP ITEMS (acres)		
Forage - land used for all hay and haylage, grass silage, and greenchop	50	2,998
Corn for silage or greenchop	4	245
Corn for grain	3	108
Land in berries	2	(D)
Vegetables harvested for sale	5	14
TOP LIVESTOCK INVENTORY ITEMS (number)		
Cattle and calves	27	825
Layers	21	703
Horses and ponies	61	435
Sheep and lambs	7	352
Goats, all	14	100

Operator Characteristics

Item	Quantity
Primary occupation:	
Farming	64
Other	39
Days worked off farm:	
None	35
Any	68
Years on present farm:	
2 years or less	2
3 to 4 years	7
5 to 9 years	29
10 years or more	65
Age group:	
Under 45 years	36
45 to 64 years	48
65 years and over	19
Average age of principal operator (years)	51.5

Economic Characteristics

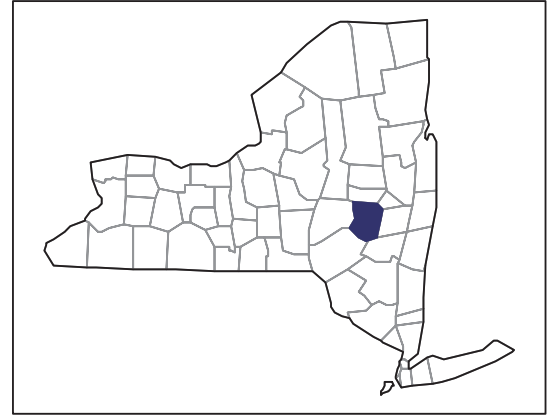
Item	Quantity
Farms by value of sales:	
Less than \$1,000	42
\$1,000 to \$2,499	6
\$2,500 to \$4,999	10
\$5,000 to \$9,999	11
\$10,000 to \$49,999	22
\$50,000 to \$99,999	8
\$100,000 to \$249,999	3
\$250,000 to \$499,999	-
\$500,000 or more	1
Total farm production expenses (\$1,000)	3,204
Average per farm (\$)	31,107
Net cash farm income of operation (\$1,000)	-329
Average per farm (\$)	-3,191
Value of agricultural products sold directly to individuals for human consumption (\$1,000)	134
Total organic product sales (\$1,000)	-
Total income from farm-related sources, gross before taxes and expenses (\$1,000)	425

See "Census of Agriculture, Volume 1, Geographic Area Series" for complete footnotes, explanations, definitions, and methodology.
(D) Cannot be disclosed. (Z) Less than half of the unit shown.

2007 CENSUS OF AGRICULTURE

Schoharie County – New York

Farms with Spanish, Hispanic, or Latino Operators Compared with All Farms



Data are not available at this geographic level for farms with Spanish, Hispanic, or Latino operators.



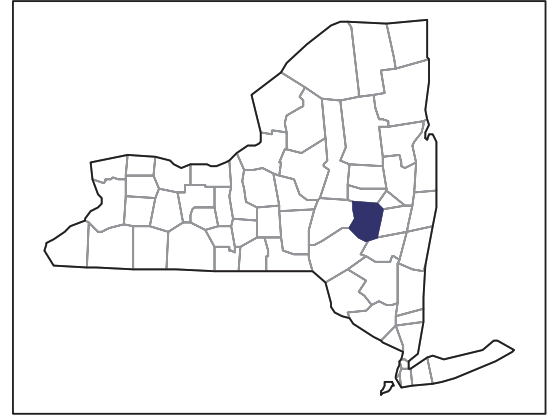
United States Department of Agriculture
National Agricultural Statistics Service

www.agcensus.usda.gov

2007 CENSUS *OF* AGRICULTURE

Schoharie County – New York

**Farms with American Indian or Alaska
Native Operators Compared with All
Farms**



Data are not available at this geographic level for farms with American Indian or Alaska Native operators.



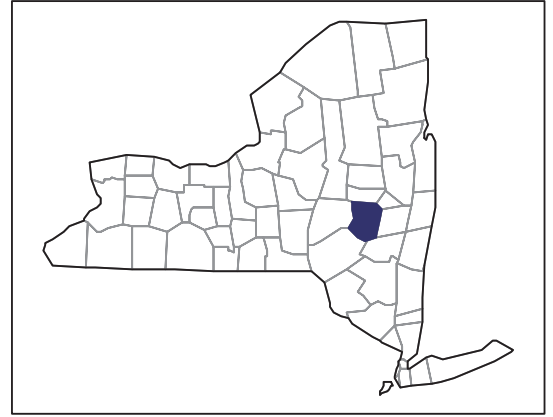
United States Department of Agriculture
National Agricultural Statistics Service

www.agcensus.usda.gov

2007 CENSUS *OF* **AGRICULTURE**

Schoharie County – New York

**Farms with Asian Operators
Compared with All Farms**



Data are not available at this geographic level for farms with Asian operators.



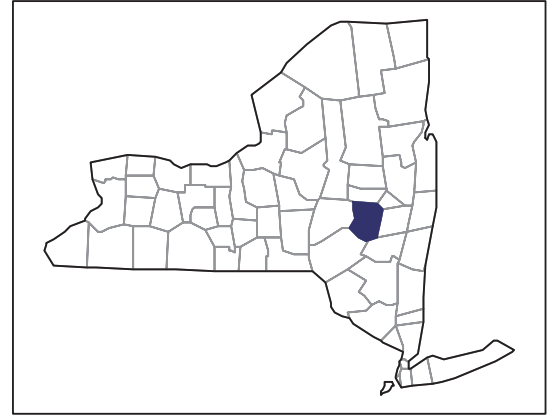
United States Department of Agriculture
National Agricultural Statistics Service

www.agcensus.usda.gov

2007 CENSUS OF AGRICULTURE

Schoharie County – New York

Farms with Black or African American Operators Compared with All Farms



Data are not available at this geographic level for farms with Black or African American operators.



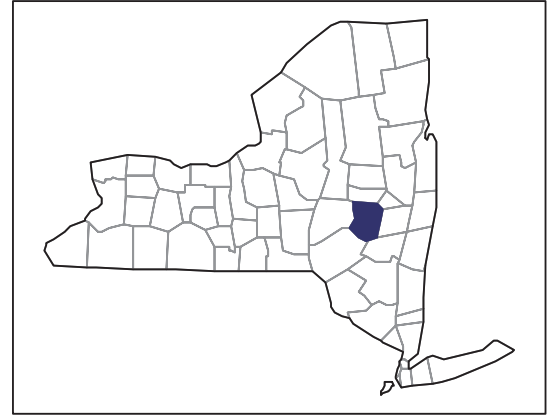
United States Department of Agriculture
National Agricultural Statistics Service

www.agcensus.usda.gov

2007 CENSUS *OF* AGRICULTURE

Schoharie County – New York

**Farms with Native Hawaiian or Other
Pacific Islander Operators Compared
with All Farms**



Data are not available at this geographic level for farms with Native Hawaiian or Other Pacific Islander operators.



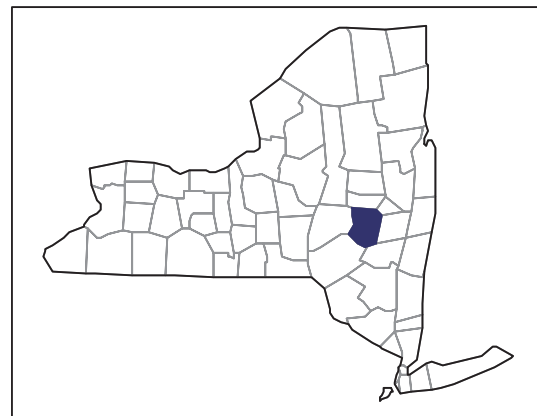
United States Department of Agriculture
National Agricultural Statistics Service

www.agcensus.usda.gov

2007 CENSUS OF AGRICULTURE

Schoharie County – New York

Farms with White Operators
Compared with All Farms



Data are not available at this geographic level for farms with White operators.



United States Department of Agriculture
National Agricultural Statistics Service

www.agcensus.usda.gov

