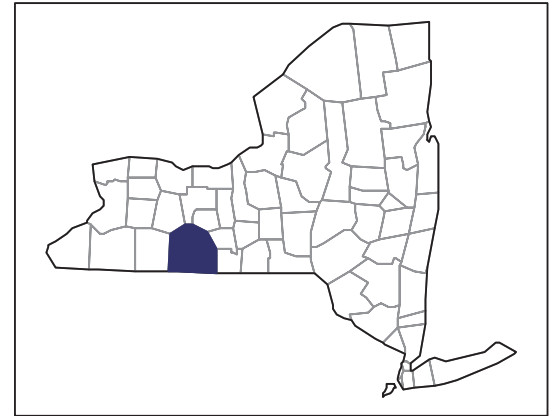


# 2007 CENSUS OF AGRICULTURE



## Steuben County – New York

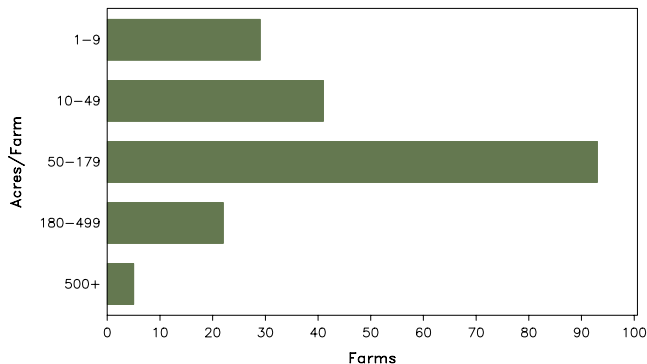
### Farms with Women Principal Operators Compared with All Farms

	Women Principal Operators	All Farms
<b>Number of Farms</b>	190	1,578
<b>Land in Farms</b>	19,404 acres	371,932 acres
<b>Average Size of Farm</b>	102 acres	236 acres
<b>Market Value of Products Sold</b>	\$3,141,000	\$135,286,000
Crop Sales	\$1,633,000	\$37,924,000
Livestock Sales	\$1,509,000	\$97,362,000
Average Per Farm	\$16,533	\$85,732
<b>Government Payments</b>	\$70,000	\$2,616,000
Average Per Farm Receiving Payments	\$2,416	\$4,714

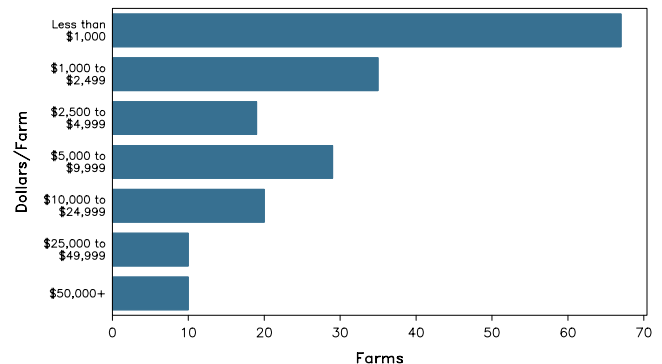
See footnotes on reverse page.

### Farms with Women Principal Operators

Farms by Size



Farms by Economic Size



# 2007 CENSUS OF AGRICULTURE

## Steuben County – New York Farms with Women Principal Operators

### Selected Highlights

Item	Farms	Quantity
<b>MARKET VALUE OF AGRICULTURAL PRODUCTS SOLD (\$1,000)</b>		
Total value of agricultural products sold	190	3,141
Value of crops including nursery and greenhouse	76	1,633
Value of livestock, poultry, and their products	116	1,509
<b>VALUE OF SALES BY COMMODITY GROUP (\$1,000)</b>		
Grains, oilseeds, dry beans, and dry peas	8	84
Tobacco	-	-
Cotton and cottonseed	-	-
Vegetables, melons, potatoes and sweet potatoes	6	(D)
Fruits, tree nuts, and berries	14	587
Nursery, greenhouse, floriculture, and sod	7	278
Cut Christmas trees and short rotation woody crops	2	(D)
Other crops and hay	58	547
Poultry and eggs	31	20
Cattle and calves	50	(D)
Milk and other dairy products from cows	6	230
Hogs and pigs	8	(D)
Sheep, goats, and their products	25	53
Horses, ponies, mules, burros, and donkeys	25	139
Aquaculture	-	-
Other animals and other animal products	14	52
<b>TOP CROP ITEMS (acres)</b>		
Forage - land used for all hay and haylage, grass silage, and greenchop	97	5,208
Grapes	6	300
Corn for silage or greenchop	3	(D)
Corn for grain	4	112
Cut Christmas trees	2	(D)
<b>TOP LIVESTOCK INVENTORY ITEMS (number)</b>		
Cattle and calves	62	1,319
Layers	32	684
Broilers and other meat-type chickens	9	643
Horses and ponies	90	618
Ducks	18	497

### Operator Characteristics

Item	Quantity
Primary occupation:	
Farming	101
Other	89
Days worked off farm:	
None	69
Any	121
Years on present farm:	
2 years or less	15
3 to 4 years	11
5 to 9 years	45
10 years or more	119
Age group:	
Under 45 years	33
45 to 64 years	113
65 years and over	44
Average age of principal operator (years)	55.7

### Economic Characteristics

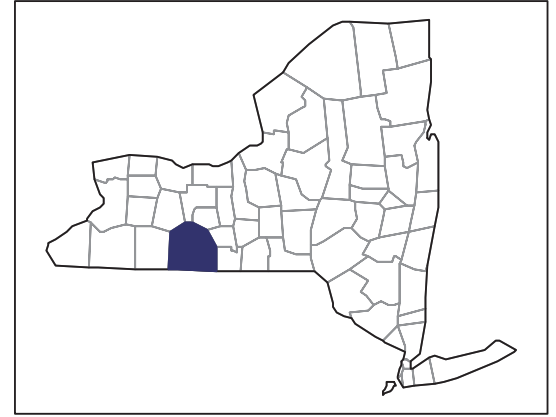
Item	Quantity
Farms by value of sales:	
Less than \$1,000	73
\$1,000 to \$2,499	33
\$2,500 to \$4,999	15
\$5,000 to \$9,999	29
\$10,000 to \$49,999	30
\$50,000 to \$99,999	3
\$100,000 to \$249,999	4
\$250,000 to \$499,999	3
\$500,000 or more	-
Total farm production expenses (\$1,000)	3,798
Average per farm (\$)	19,991
Net cash farm income of operation (\$1,000)	-364
Average per farm (\$)	-1,915
Value of agricultural products sold directly to individuals for human consumption (\$1,000)	85
Total organic product sales (\$1,000)	(D)
Total income from farm-related sources, gross before taxes and expenses (\$1,000)	223

See "Census of Agriculture, Volume 1, Geographic Area Series" for complete footnotes, explanations, definitions, and methodology.  
(D) Cannot be disclosed. (Z) Less than half of the unit shown.

# 2007 CENSUS OF AGRICULTURE

## Steuben County – New York

### Farms with Spanish, Hispanic, or Latino Operators Compared with All Farms



Data are not available at this geographic level for farms with Spanish, Hispanic, or Latino operators.



United States Department of Agriculture  
National Agricultural Statistics Service

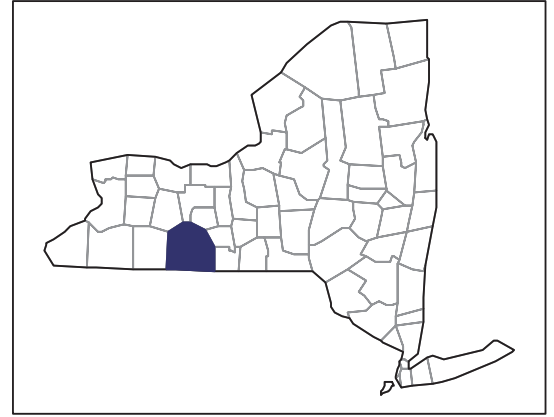
[www.agcensus.usda.gov](http://www.agcensus.usda.gov)



# 2007 CENSUS OF AGRICULTURE

## Steuben County – New York

### Farms with American Indian or Alaska Native Operators Compared with All Farms



Data are not available at this geographic level for farms with American Indian or Alaska Native operators.



United States Department of Agriculture  
National Agricultural Statistics Service

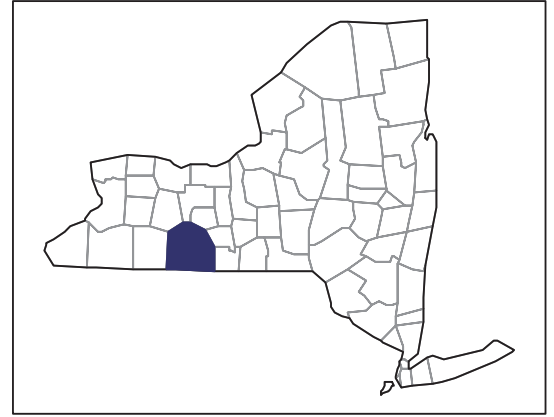
[www.agcensus.usda.gov](http://www.agcensus.usda.gov)



# 2007 CENSUS *OF* AGRICULTURE

**Steuben County – New York**

**Farms with Asian Operators  
Compared with All Farms**



**Data are not available at this geographic level for farms with Asian operators.**



United States Department of Agriculture  
National Agricultural Statistics Service

[www.agcensus.usda.gov](http://www.agcensus.usda.gov)

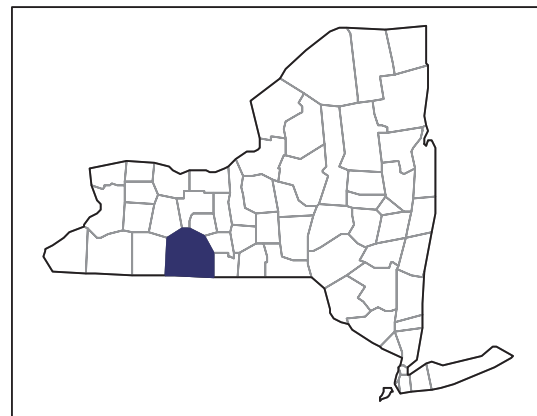




# 2007 CENSUS OF AGRICULTURE

**Steuben County – New York**

**Farms with Black or African American Operators Compared with All Farms**



**Data are not available at this geographic level for farms with Black or African American operators.**



United States Department of Agriculture  
National Agricultural Statistics Service

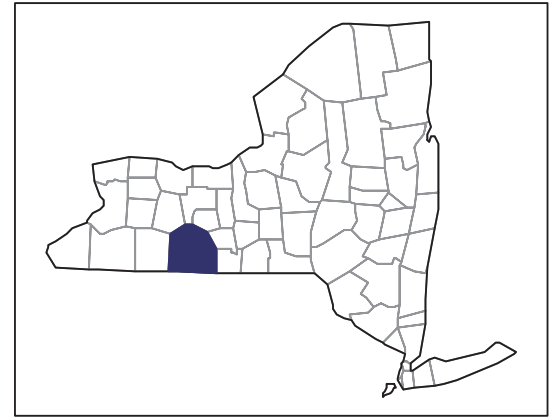
[www.agcensus.usda.gov](http://www.agcensus.usda.gov)



# 2007 CENSUS OF AGRICULTURE

## Steuben County – New York

### Farms with Native Hawaiian or Other Pacific Islander Operators Compared with All Farms



Data are not available at this geographic level for farms with Native Hawaiian or Other Pacific Islander operators.



United States Department of Agriculture  
National Agricultural Statistics Service

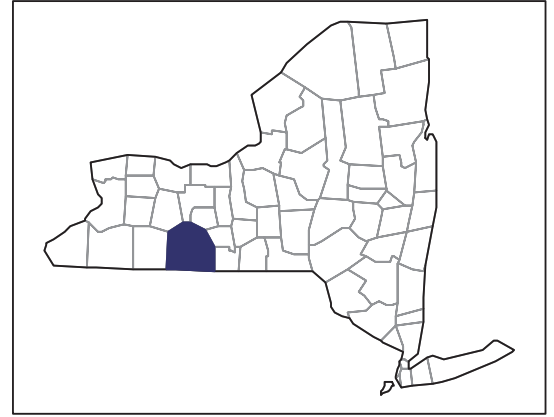
[www.agcensus.usda.gov](http://www.agcensus.usda.gov)



# 2007 CENSUS *OF* AGRICULTURE

**Steuben County – New York**

**Farms with White Operators  
Compared with All Farms**



**Data are not available at this geographic level for farms with White operators.**



United States Department of Agriculture  
National Agricultural Statistics Service

[www.agcensus.usda.gov](http://www.agcensus.usda.gov)

