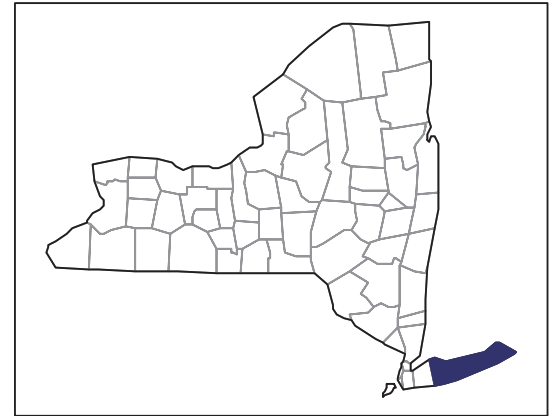


2007 CENSUS OF AGRICULTURE



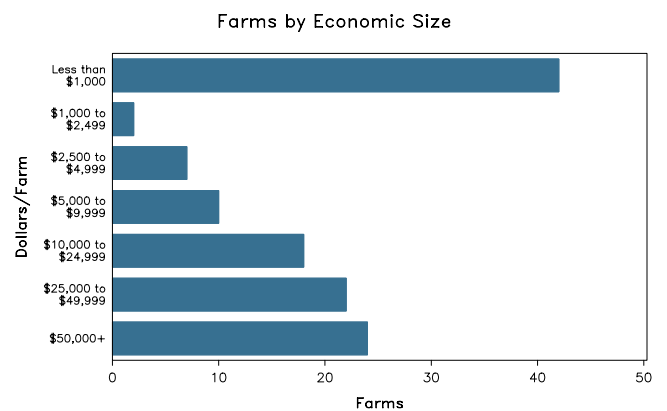
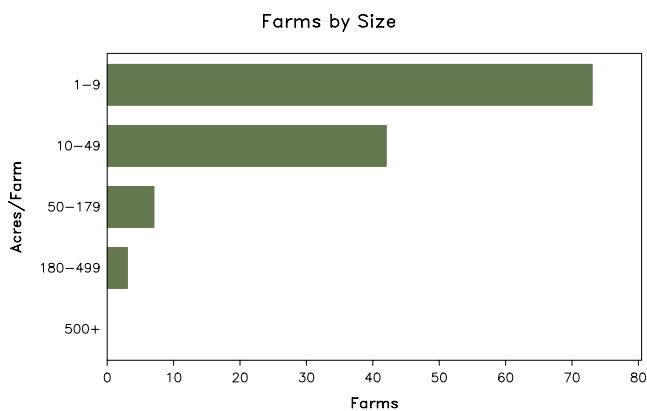
Suffolk County – New York

Farms with Women Principal Operators Compared with All Farms

	Women Principal Operators	All Farms
Number of Farms	125	585
Land in Farms	2,530 acres	34,404 acres
Average Size of Farm	20 acres	59 acres
Market Value of Products Sold	\$8,179,000	\$242,933,000
Crop Sales	\$7,771,000	\$224,734,000
Livestock Sales	\$408,000	\$18,199,000
Average Per Farm	\$65,436	\$415,270
Government Payments	\$23,000	\$253,000
Average Per Farm Receiving Payments	\$5,791	\$4,599

See footnotes on reverse page.

Farms with Women Principal Operators



2007 CENSUS OF AGRICULTURE

Suffolk County – New York Farms with Women Principal Operators

Selected Highlights

Item	Farms	Quantity
MARKET VALUE OF AGRICULTURAL PRODUCTS SOLD (\$1,000)		
Total value of agricultural products sold	125	8,179
Value of crops including nursery and greenhouse	71	7,771
Value of livestock, poultry, and their products	33	408
VALUE OF SALES BY COMMODITY GROUP (\$1,000)		
Grains, oilseeds, dry beans, and dry peas	2	(D)
Tobacco	-	-
Cotton and cottonseed	-	-
Vegetables, melons, potatoes and sweet potatoes	15	1,014
Fruits, tree nuts, and berries	24	1,060
Nursery, greenhouse, floriculture, and sod	47	5,678
Cut Christmas trees and short rotation woody crops	3	(D)
Other crops and hay	2	(D)
Poultry and eggs	14	94
Cattle and calves	1	(D)
Milk and other dairy products from cows	1	(D)
Hogs and pigs	3	(D)
Sheep, goats, and their products	11	13
Horses, ponies, mules, burros, and donkeys	10	190
Aquaculture	1	(D)
Other animals and other animal products	6	(D)
TOP CROP ITEMS (acres)		
Vegetables harvested for sale	15	(D)
Nursery stock	15	151
Apples	8	116
Sweet corn	3	82
Grapes	4	73
TOP LIVESTOCK INVENTORY ITEMS (number)		
Broilers and other meat-type chickens	2	(D)
Layers	10	811
Horses and ponies	53	761
Goats, all	14	133
Hogs and pigs	3	(D)

Operator Characteristics

Item	Quantity
Primary occupation:	
Farming	81
Other	44
Days worked off farm:	
None	57
Any	68
Years on present farm:	
2 years or less	6
3 to 4 years	10
5 to 9 years	22
10 years or more	87
Age group:	
Under 45 years	25
45 to 64 years	72
65 years and over	28
Average age of principal operator (years)	54.2

Economic Characteristics

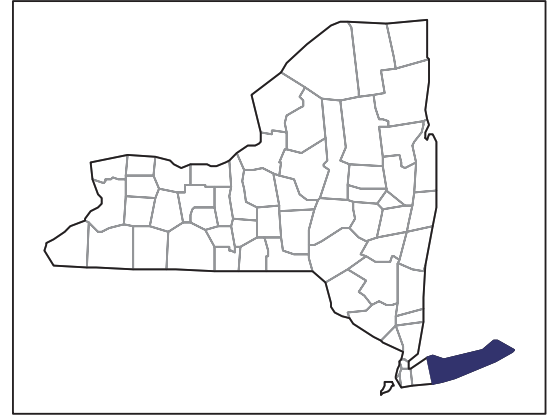
Item	Quantity
Farms by value of sales:	
Less than \$1,000	42
\$1,000 to \$2,499	2
\$2,500 to \$4,999	7
\$5,000 to \$9,999	10
\$10,000 to \$49,999	40
\$50,000 to \$99,999	5
\$100,000 to \$249,999	8
\$250,000 to \$499,999	7
\$500,000 or more	4
Total farm production expenses (\$1,000)	9,246
Average per farm (\$)	73,964
Net cash farm income of operation (\$1,000)	360
Average per farm (\$)	2,879
Value of agricultural products sold directly to individuals for human consumption (\$1,000)	656
Total organic product sales (\$1,000)	200
Total income from farm-related sources, gross before taxes and expenses (\$1,000)	1,403

See "Census of Agriculture, Volume 1, Geographic Area Series" for complete footnotes, explanations, definitions, and methodology.
(D) Cannot be disclosed. (Z) Less than half of the unit shown.

2007 CENSUS OF AGRICULTURE

Suffolk County – New York

Farms with Spanish, Hispanic, or Latino Operators Compared with All Farms



Data are not available at this geographic level for farms with Spanish, Hispanic, or Latino operators.



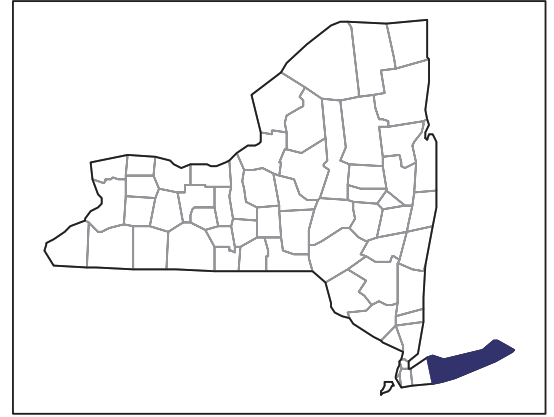
United States Department of Agriculture
National Agricultural Statistics Service

www.agcensus.usda.gov

2007 CENSUS OF AGRICULTURE

Suffolk County – New York

Farms with American Indian or Alaska Native Operators Compared with All Farms



Data are not available at this geographic level for farms with American Indian or Alaska Native operators.



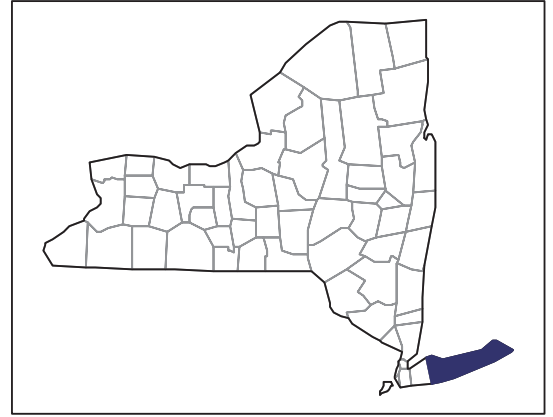
United States Department of Agriculture
National Agricultural Statistics Service

www.agcensus.usda.gov

2007 CENSUS *OF* AGRICULTURE

Suffolk County – New York

**Farms with Asian Operators
Compared with All Farms**



Data are not available at this geographic level for farms with Asian operators.



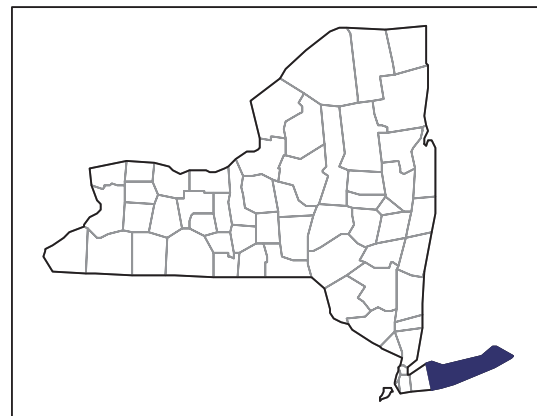
United States Department of Agriculture
National Agricultural Statistics Service

www.agcensus.usda.gov

2007 CENSUS *OF* AGRICULTURE

Suffolk County – New York

**Farms with Black or African American
Operators Compared with All Farms**



Data are not available at this geographic level for farms with Black or African American operators.



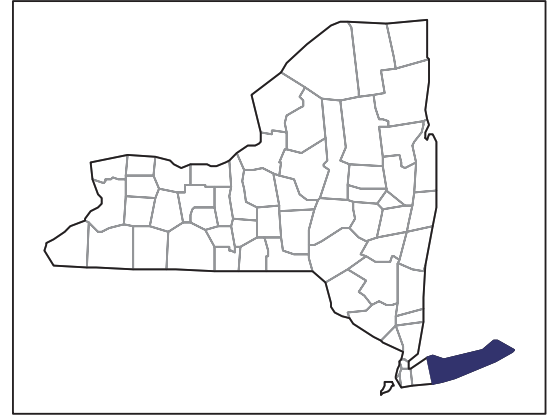
United States Department of Agriculture
National Agricultural Statistics Service

www.agcensus.usda.gov

2007 CENSUS OF AGRICULTURE

Suffolk County – New York

Farms with Native Hawaiian or Other Pacific Islander Operators Compared with All Farms



Data are not available at this geographic level for farms with Native Hawaiian or Other Pacific Islander operators.



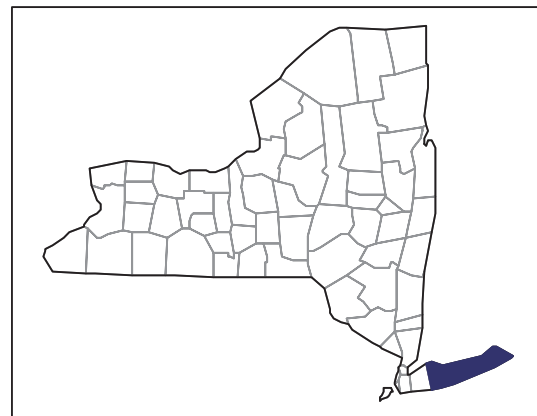
United States Department of Agriculture
National Agricultural Statistics Service

www.agcensus.usda.gov

2007 CENSUS *OF* AGRICULTURE

Suffolk County – New York

**Farms with White Operators
Compared with All Farms**



Data are not available at this geographic level for farms with White operators.



United States Department of Agriculture
National Agricultural Statistics Service

www.agcensus.usda.gov

