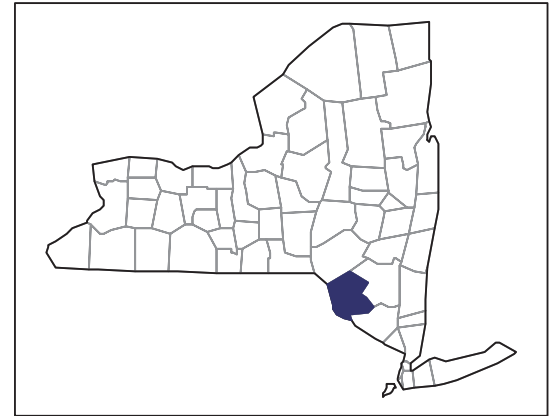


2007 CENSUS OF AGRICULTURE



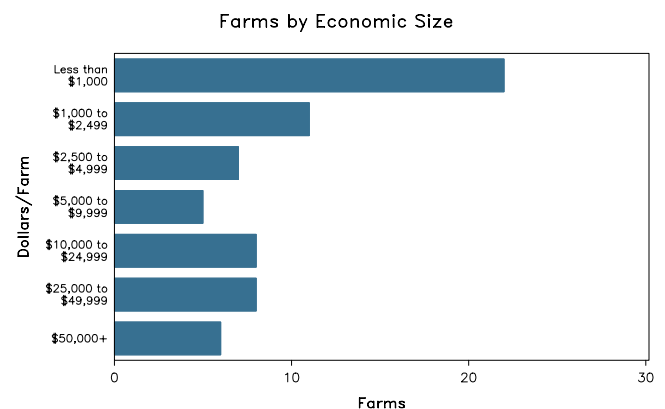
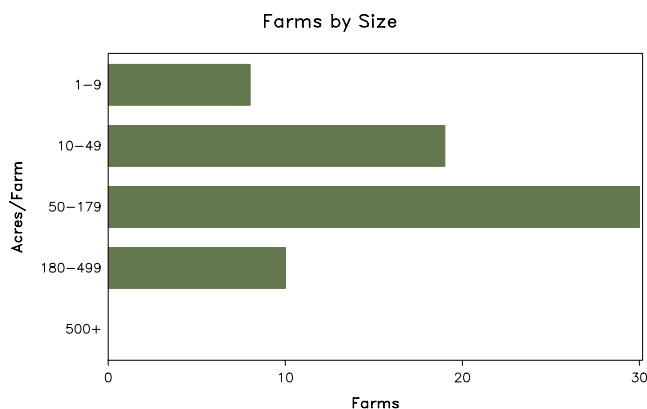
Sullivan County – New York

Farms with Women Principal Operators Compared with All Farms

	Women Principal Operators	All Farms
Number of Farms	67	323
Land in Farms	5,657 acres	50,443 acres
Average Size of Farm	84 acres	156 acres
Market Value of Products Sold	\$1,110,000	\$42,117,000
Crop Sales	\$403,000	\$2,088,000
Livestock Sales	\$707,000	\$40,029,000
Average Per Farm	\$16,569	\$130,393
Government Payments	(D)	\$243,000
Average Per Farm Receiving Payments	(D)	\$3,735

See footnotes on reverse page.

Farms with Women Principal Operators



2007 CENSUS OF AGRICULTURE

Sullivan County – New York Farms with Women Principal Operators

Selected Highlights

Item	Farms	Quantity
MARKET VALUE OF AGRICULTURAL PRODUCTS SOLD (\$1,000)		
Total value of agricultural products sold	67	1,110
Value of crops including nursery and greenhouse	35	403
Value of livestock, poultry, and their products	35	707
VALUE OF SALES BY COMMODITY GROUP (\$1,000)		
Grains, oilseeds, dry beans, and dry peas	2	(D)
Tobacco	-	-
Cotton and cottonseed	-	-
Vegetables, melons, potatoes and sweet potatoes	9	101
Fruits, tree nuts, and berries	2	(D)
Nursery, greenhouse, floriculture, and sod	3	(D)
Cut Christmas trees and short rotation woody crops	2	(D)
Other crops and hay	23	199
Poultry and eggs	18	(D)
Cattle and calves	9	167
Milk and other dairy products from cows	1	(D)
Hogs and pigs	7	35
Sheep, goats, and their products	10	20
Horses, ponies, mules, burros, and donkeys	9	(D)
Aquaculture	4	-
Other animals and other animal products	9	352
TOP CROP ITEMS (acres)		
Forage - land used for all hay and haylage, grass silage, and greenchop	38	2,309
Vegetables harvested for sale	9	43
Soybeans for beans	2	(D)
Sweet corn	6	22
Cut Christmas trees	4	19
TOP LIVESTOCK INVENTORY ITEMS (number)		
Layers	16	638
Cattle and calves	18	450
Pullets for laying flock replacement	9	250
Horses and ponies	27	224
Ducks	9	184

Operator Characteristics

Item	Quantity
Primary occupation:	
Farming	30
Other	37
Days worked off farm:	
None	36
Any	31
Years on present farm:	
2 years or less	6
3 to 4 years	10
5 to 9 years	14
10 years or more	37
Age group:	
Under 45 years	13
45 to 64 years	38
65 years and over	16
Average age of principal operator (years)	55.9

Economic Characteristics

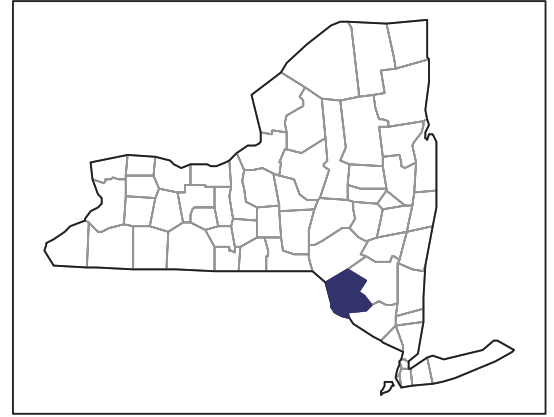
Item	Quantity
Farms by value of sales:	
Less than \$1,000	22
\$1,000 to \$2,499	11
\$2,500 to \$4,999	7
\$5,000 to \$9,999	5
\$10,000 to \$49,999	16
\$50,000 to \$99,999	3
\$100,000 to \$249,999	3
\$250,000 to \$499,999	-
\$500,000 or more	-
Total farm production expenses (\$1,000)	1,925
Average per farm (\$)	28,726
Net cash farm income of operation (\$1,000)	-606
Average per farm (\$)	-9,038
Value of agricultural products sold directly to individuals for human consumption (\$1,000)	195
Total organic product sales (\$1,000)	(D)
Total income from farm-related sources, gross before taxes and expenses (\$1,000)	206

See "Census of Agriculture, Volume 1, Geographic Area Series" for complete footnotes, explanations, definitions, and methodology.
(D) Cannot be disclosed. (Z) Less than half of the unit shown.

2007 CENSUS *OF* AGRICULTURE

Sullivan County – New York

**Farms with Spanish, Hispanic, or
Latino Operators Compared with
All Farms**



Data are not available at this geographic level for farms with Spanish, Hispanic, or Latino operators.



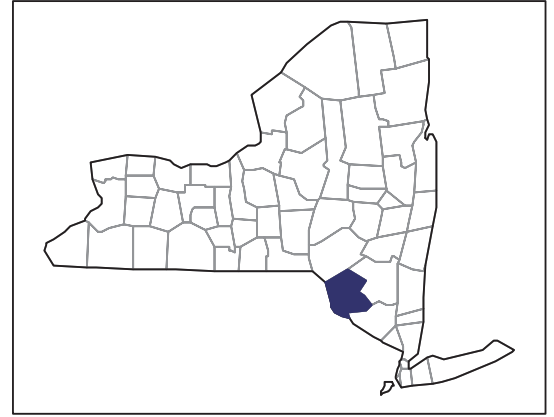
United States Department of Agriculture
National Agricultural Statistics Service

www.agcensus.usda.gov

2007 CENSUS OF AGRICULTURE

Sullivan County – New York

Farms with American Indian or Alaska Native Operators Compared with All Farms



Data are not available at this geographic level for farms with American Indian or Alaska Native operators.



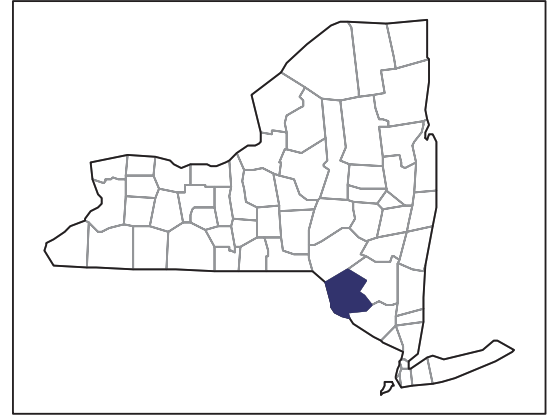
United States Department of Agriculture
National Agricultural Statistics Service

www.agcensus.usda.gov

2007 CENSUS OF AGRICULTURE

Sullivan County – New York

**Farms with Asian Operators
Compared with All Farms**



Data are not available at this geographic level for farms with Asian operators.



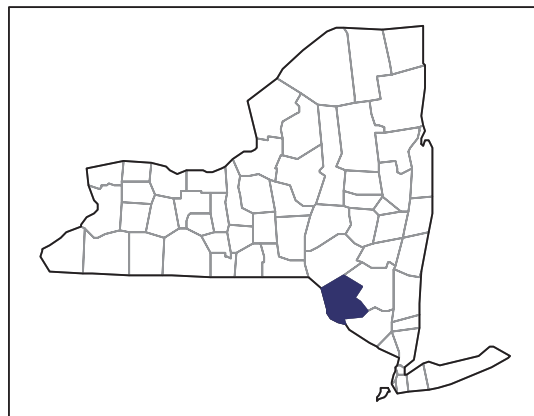
United States Department of Agriculture
National Agricultural Statistics Service

www.agcensus.usda.gov

2007 CENSUS OF AGRICULTURE

Sullivan County – New York

Farms with Black or African American Operators Compared with All Farms



Data are not available at this geographic level for farms with Black or African American operators.



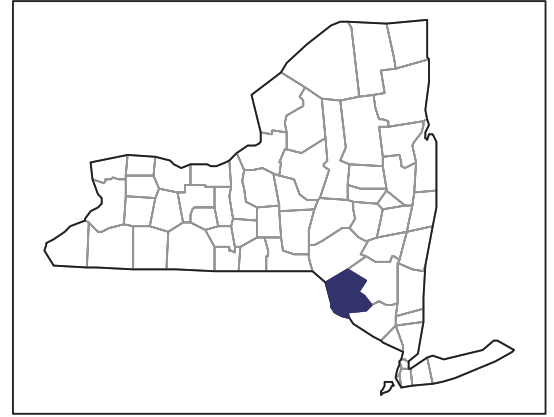
United States Department of Agriculture
National Agricultural Statistics Service

www.agcensus.usda.gov

2007 CENSUS *OF* AGRICULTURE

Sullivan County – New York

**Farms with Native Hawaiian or Other
Pacific Islander Operators Compared
with All Farms**



Data are not available at this geographic level for farms with Native Hawaiian or Other Pacific Islander operators.



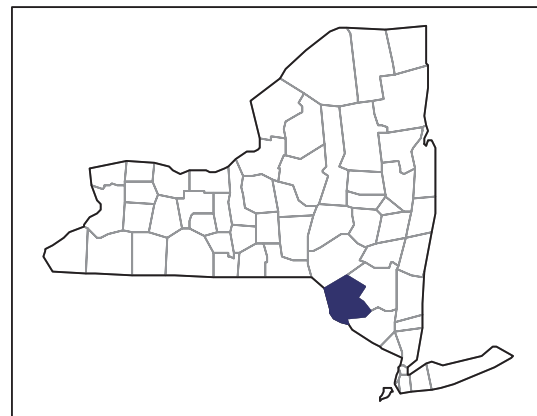
United States Department of Agriculture
National Agricultural Statistics Service

www.agcensus.usda.gov

2007 CENSUS OF AGRICULTURE

Sullivan County – New York

**Farms with White Operators
Compared with All Farms**



Data are not available at this geographic level for farms with White operators.



United States Department of Agriculture
National Agricultural Statistics Service

www.agcensus.usda.gov

