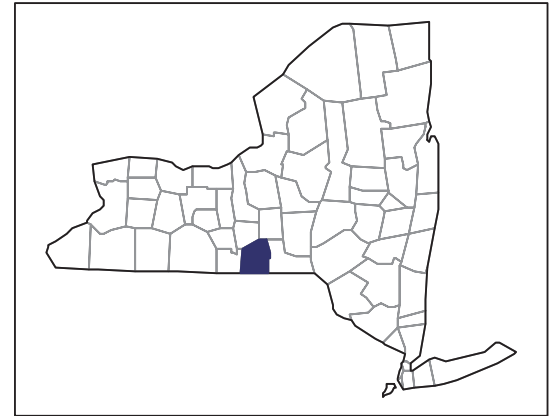


2007 CENSUS OF AGRICULTURE



Tioga County – New York

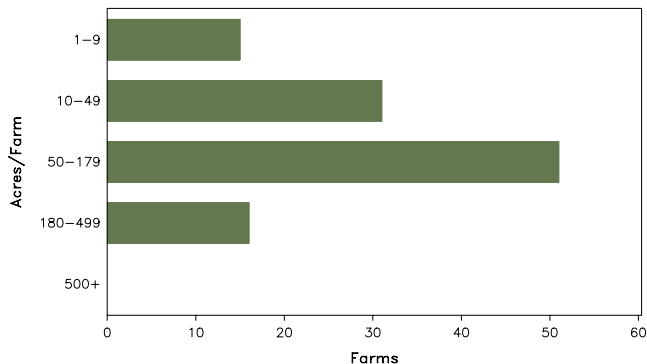
Farms with Women Principal Operators Compared with All Farms

	Women Principal Operators	All Farms
Number of Farms	113	565
Land in Farms	11,419 acres	106,834 acres
Average Size of Farm	101 acres	189 acres
Market Value of Products Sold	\$1,982,000	\$36,665,000
Crop Sales	\$297,000	\$4,911,000
Livestock Sales	\$1,685,000	\$31,754,000
Average Per Farm	\$17,536	\$64,894
Government Payments	\$45,000	\$1,053,000
Average Per Farm Receiving Payments	\$1,484	\$5,428

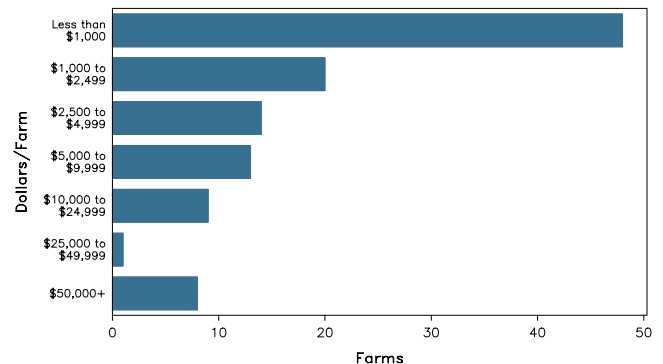
See footnotes on reverse page.

Farms with Women Principal Operators

Farms by Size



Farms by Economic Size



2007 CENSUS OF AGRICULTURE

Tioga County – New York Farms with Women Principal Operators

Selected Highlights

Item	Farms	Quantity
MARKET VALUE OF AGRICULTURAL PRODUCTS SOLD (\$1,000)		
Total value of agricultural products sold	113	1,982
Value of crops including nursery and greenhouse	34	297
Value of livestock, poultry, and their products	51	1,685
VALUE OF SALES BY COMMODITY GROUP (\$1,000)		
Grains, oilseeds, dry beans, and dry peas	1	(D)
Tobacco	-	-
Cotton and cottonseed	-	-
Vegetables, melons, potatoes and sweet potatoes	5	31
Fruits, tree nuts, and berries	4	17
Nursery, greenhouse, floriculture, and sod	2	(D)
Cut Christmas trees and short rotation woody crops	3	(D)
Other crops and hay	20	189
Poultry and eggs	22	(D)
Cattle and calves	17	(D)
Milk and other dairy products from cows	7	867
Hogs and pigs	5	(D)
Sheep, goats, and their products	9	15
Horses, ponies, mules, burros, and donkeys	12	66
Aquaculture	-	-
Other animals and other animal products	2	(D)
TOP CROP ITEMS (acres)		
Forage - land used for all hay and haylage, grass silage, and greenchop	44	2,456
Short-rotation woody crops	2	(D)
Cut Christmas trees	3	(D)
Corn for silage or greenchop	2	(D)
Vegetables harvested for sale	5	5
TOP LIVESTOCK INVENTORY ITEMS (number)		
Deer	1	(D)
Cattle and calves	30	698
Colonies of bees	1	(D)
Horses and ponies	51	442
Layers	25	408

Operator Characteristics

Item	Quantity
Primary occupation:	
Farming	31
Other	82
Days worked off farm:	
None	41
Any	72
Years on present farm:	
2 years or less	4
3 to 4 years	12
5 to 9 years	22
10 years or more	75
Age group:	
Under 45 years	29
45 to 64 years	64
65 years and over	20
Average age of principal operator (years)	54.2

Economic Characteristics

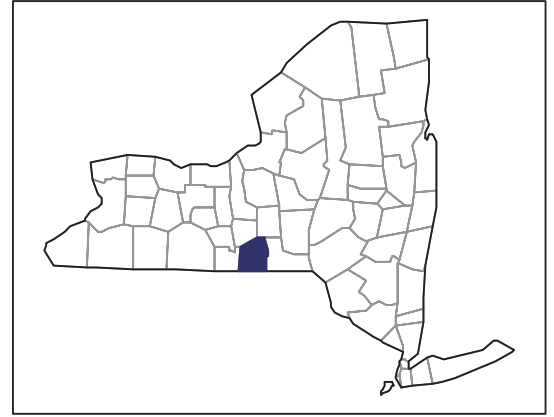
Item	Quantity
Farms by value of sales:	
Less than \$1,000	55
\$1,000 to \$2,499	13
\$2,500 to \$4,999	15
\$5,000 to \$9,999	15
\$10,000 to \$49,999	7
\$50,000 to \$99,999	2
\$100,000 to \$249,999	4
\$250,000 to \$499,999	1
\$500,000 or more	1
Total farm production expenses (\$1,000)	2,180
Average per farm (\$)	19,288
Net cash farm income of operation (\$1,000)	2
Average per farm (\$)	14
Value of agricultural products sold directly to individuals for human consumption (\$1,000)	64
Total organic product sales (\$1,000)	5
Total income from farm-related sources, gross before taxes and expenses (\$1,000)	155

See "Census of Agriculture, Volume 1, Geographic Area Series" for complete footnotes, explanations, definitions, and methodology.
(D) Cannot be disclosed. (Z) Less than half of the unit shown.

2007 CENSUS OF AGRICULTURE

Tioga County – New York

Farms with Spanish, Hispanic, or Latino Operators Compared with All Farms



Data are not available at this geographic level for farms with Spanish, Hispanic, or Latino operators.



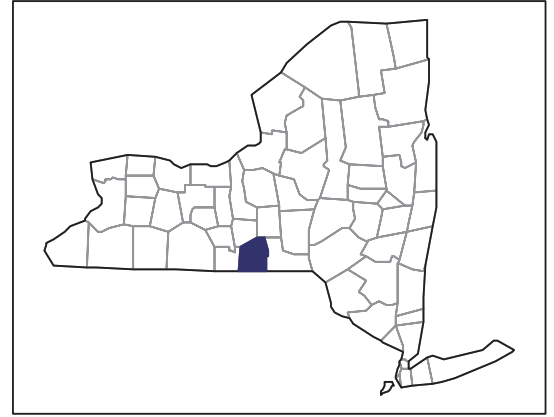
United States Department of Agriculture
National Agricultural Statistics Service

www.agcensus.usda.gov

2007 CENSUS OF AGRICULTURE

Tioga County – New York

Farms with American Indian or Alaska Native Operators Compared with All Farms



Data are not available at this geographic level for farms with American Indian or Alaska Native operators.



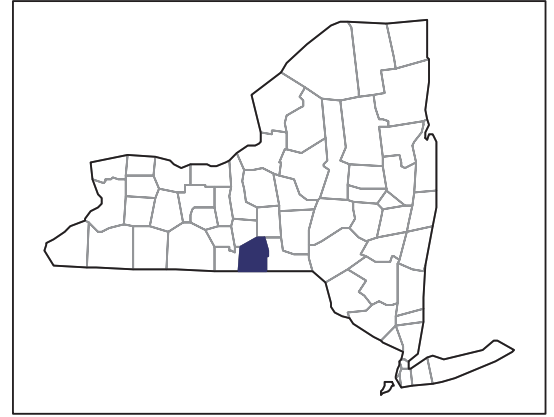
United States Department of Agriculture
National Agricultural Statistics Service

www.agcensus.usda.gov

2007 CENSUS *OF* AGRICULTURE

Tioga County – New York

Farms with Asian Operators
Compared with All Farms



Data are not available at this geographic level for farms with Asian operators.



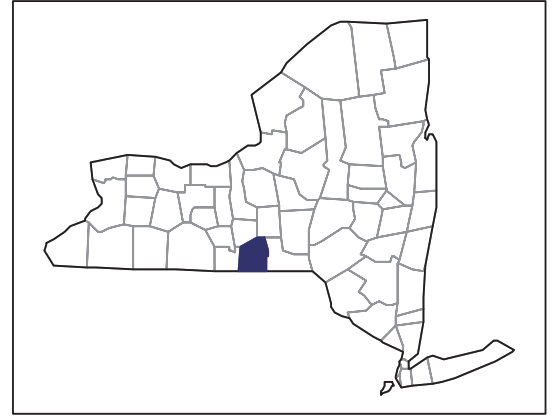
United States Department of Agriculture
National Agricultural Statistics Service

www.agcensus.usda.gov

2007 CENSUS OF AGRICULTURE

Tioga County – New York

Farms with Black or African American Operators Compared with All Farms



Data are not available at this geographic level for farms with Black or African American operators.



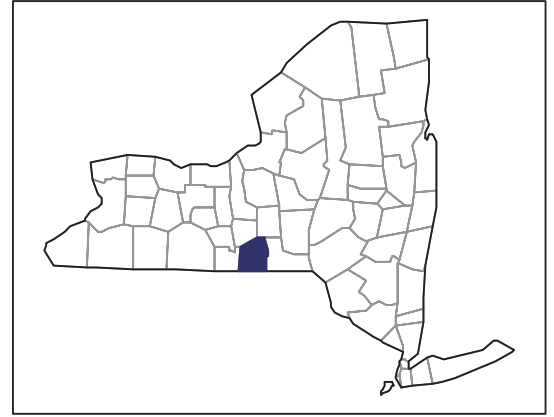
United States Department of Agriculture
National Agricultural Statistics Service

www.agcensus.usda.gov

2007 CENSUS OF AGRICULTURE

Tioga County – New York

Farms with Native Hawaiian or Other Pacific Islander Operators Compared with All Farms



Data are not available at this geographic level for farms with Native Hawaiian or Other Pacific Islander operators.



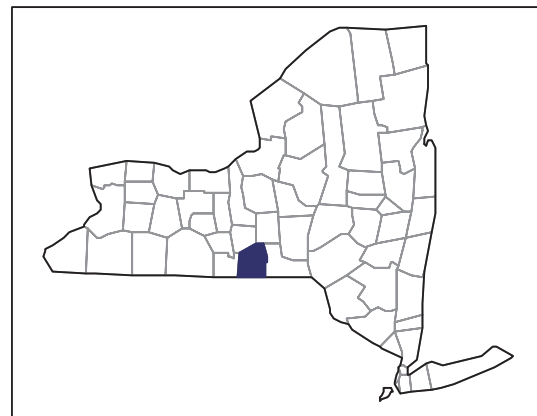
United States Department of Agriculture
National Agricultural Statistics Service

www.agcensus.usda.gov

2007 CENSUS OF AGRICULTURE

Tioga County – New York

Farms with White Operators
Compared with All Farms



Data are not available at this geographic level for farms with White operators.



United States Department of Agriculture
National Agricultural Statistics Service

www.agcensus.usda.gov

