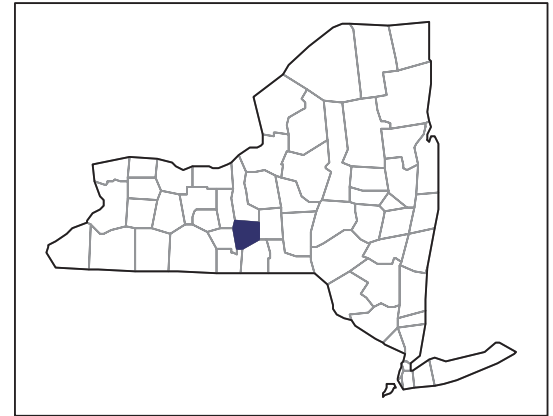


2007 CENSUS OF AGRICULTURE



Tompkins County – New York

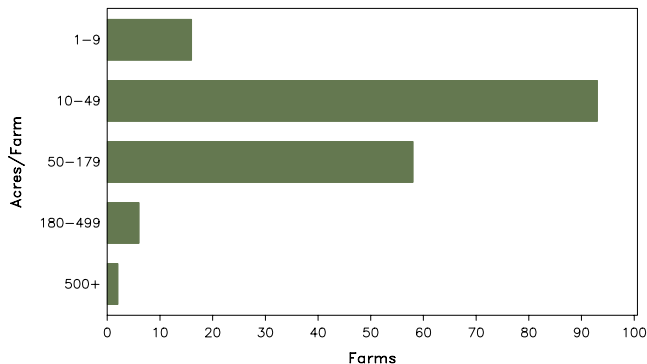
Farms with Women Principal Operators Compared with All Farms

	Women Principal Operators	All Farms
Number of Farms	175	588
Land in Farms	11,719 acres	108,739 acres
Average Size of Farm	67 acres	185 acres
Market Value of Products Sold	\$3,934,000	\$60,185,000
Crop Sales	\$1,480,000	\$15,267,000
Livestock Sales	\$2,454,000	\$44,918,000
Average Per Farm	\$22,478	\$102,356
Government Payments	\$34,000	\$955,000
Average Per Farm Receiving Payments	\$1,459	\$5,334

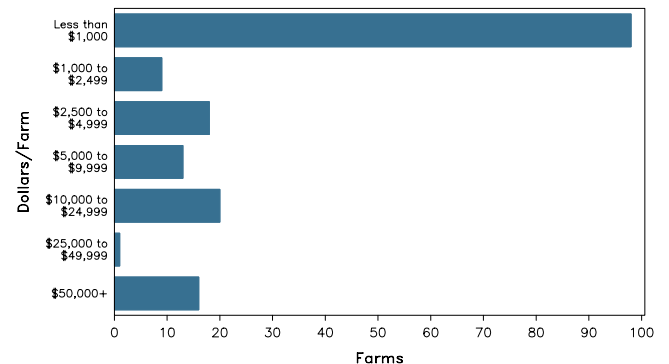
See footnotes on reverse page.

Farms with Women Principal Operators

Farms by Size



Farms by Economic Size



2007 CENSUS OF AGRICULTURE

Tompkins County – New York Farms with Women Principal Operators

Selected Highlights

Item	Farms	Quantity
MARKET VALUE OF AGRICULTURAL PRODUCTS SOLD (\$1,000)		
Total value of agricultural products sold	175	3,934
Value of crops including nursery and greenhouse	57	1,480
Value of livestock, poultry, and their products	61	2,454
VALUE OF SALES BY COMMODITY GROUP (\$1,000)		
Grains, oilseeds, dry beans, and dry peas	9	262
Tobacco	-	-
Cotton and cottonseed	-	-
Vegetables, melons, potatoes and sweet potatoes	11	295
Fruits, tree nuts, and berries	13	473
Nursery, greenhouse, floriculture, and sod	13	(D)
Cut Christmas trees and short rotation woody crops	2	(D)
Other crops and hay	25	(D)
Poultry and eggs	28	(D)
Cattle and calves	14	144
Milk and other dairy products from cows	12	584
Hogs and pigs	6	(D)
Sheep, goats, and their products	17	25
Horses, ponies, mules, burros, and donkeys	12	(D)
Aquaculture	-	-
Other animals and other animal products	8	(D)
TOP CROP ITEMS (acres)		
Forage - land used for all hay and haylage, grass silage, and greenchop	56	2,823
Corn for grain	4	(D)
Corn for silage or greenchop	3	(D)
Apples	9	113
Vegetables harvested for sale	11	106
TOP LIVESTOCK INVENTORY ITEMS (number)		
Horses and ponies	95	1,653
Cattle and calves	30	686
Sheep and lambs	21	479
Layers	30	395
Goats, all	20	391

Operator Characteristics

Item	Quantity
Primary occupation:	
Farming	65
Other	110
Days worked off farm:	
None	58
Any	117
Years on present farm:	
2 years or less	15
3 to 4 years	13
5 to 9 years	41
10 years or more	106
Age group:	
Under 45 years	38
45 to 64 years	118
65 years and over	19
Average age of principal operator (years)	51.9

Economic Characteristics

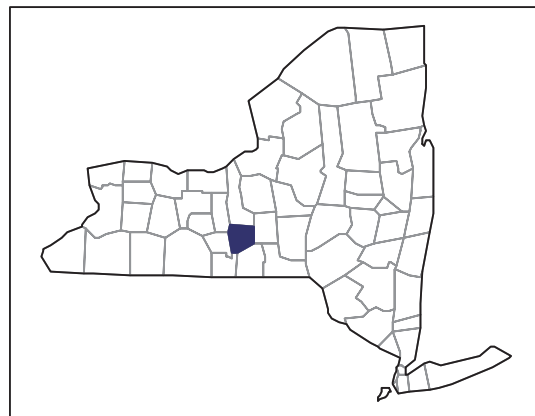
Item	Quantity
Farms by value of sales:	
Less than \$1,000	100
\$1,000 to \$2,499	7
\$2,500 to \$4,999	18
\$5,000 to \$9,999	13
\$10,000 to \$49,999	21
\$50,000 to \$99,999	6
\$100,000 to \$249,999	5
\$250,000 to \$499,999	2
\$500,000 or more	3
Total farm production expenses (\$1,000)	5,643
Average per farm (\$)	32,245
Net cash farm income of operation (\$1,000)	-454
Average per farm (\$)	-2,597
Value of agricultural products sold directly to individuals for human consumption (\$1,000)	508
Total organic product sales (\$1,000)	204
Total income from farm-related sources, gross before taxes and expenses (\$1,000)	1,221

See "Census of Agriculture, Volume 1, Geographic Area Series" for complete footnotes, explanations, definitions, and methodology.
(D) Cannot be disclosed. (Z) Less than half of the unit shown.

2007 CENSUS OF AGRICULTURE

Tompkins County – New York

Farms with Spanish, Hispanic, or Latino Operators Compared with All Farms



Data are not available at this geographic level for farms with Spanish, Hispanic, or Latino operators.



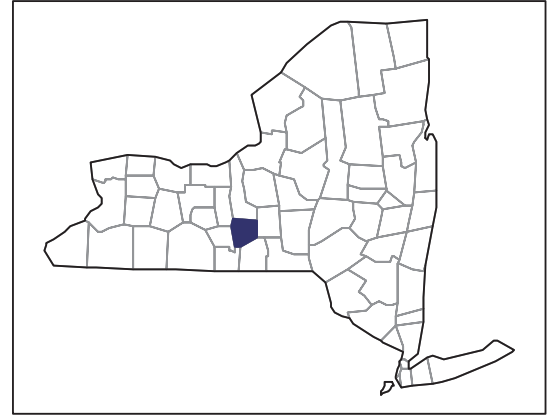
United States Department of Agriculture
National Agricultural Statistics Service

www.agcensus.usda.gov

2007 CENSUS OF AGRICULTURE

Tompkins County – New York

Farms with American Indian or Alaska Native Operators Compared with All Farms



Data are not available at this geographic level for farms with American Indian or Alaska Native operators.



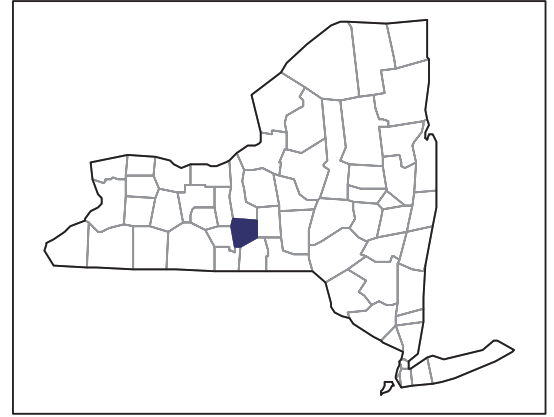
United States Department of Agriculture
National Agricultural Statistics Service

www.agcensus.usda.gov

2007 CENSUS *OF* AGRICULTURE

Tompkins County – New York

**Farms with Asian Operators
Compared with All Farms**



Data are not available at this geographic level for farms with Asian operators.



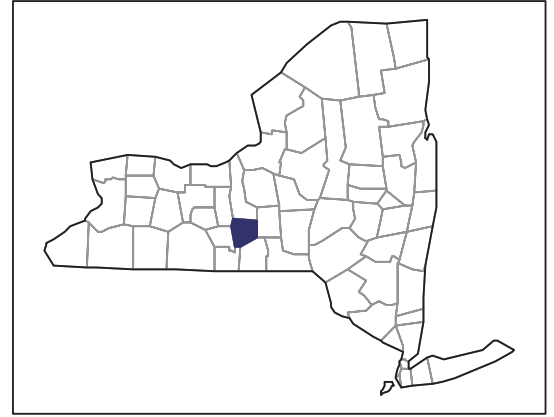
United States Department of Agriculture
National Agricultural Statistics Service

www.agcensus.usda.gov

2007 CENSUS *OF* **AGRICULTURE**

Tompkins County – New York

**Farms with Black or African American
Operators Compared with All Farms**



Data are not available at this geographic level for farms with Black or African American operators.



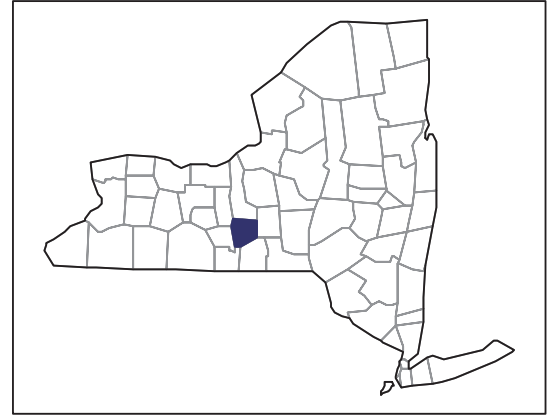
United States Department of Agriculture
National Agricultural Statistics Service

www.agcensus.usda.gov

2007 CENSUS *OF* AGRICULTURE

Tompkins County – New York

**Farms with Native Hawaiian or Other
Pacific Islander Operators Compared
with All Farms**



Data are not available at this geographic level for farms with Native Hawaiian or Other Pacific Islander operators.



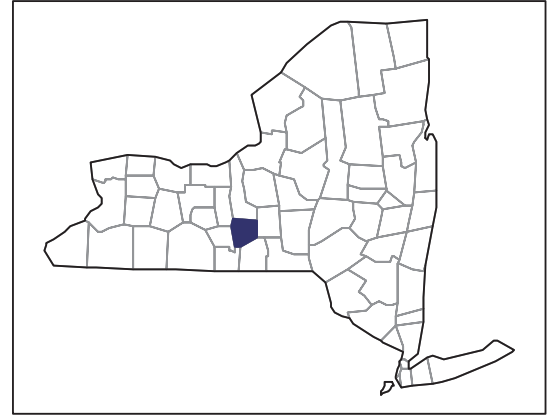
United States Department of Agriculture
National Agricultural Statistics Service

www.agcensus.usda.gov

2007 CENSUS *OF* AGRICULTURE

Tompkins County – New York

**Farms with White Operators
Compared with All Farms**



Data are not available at this geographic level for farms with White operators.



United States Department of Agriculture
National Agricultural Statistics Service

www.agcensus.usda.gov

