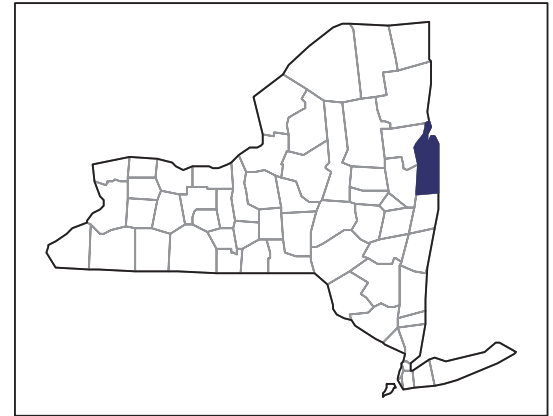


2007 CENSUS OF AGRICULTURE



Washington County – New York

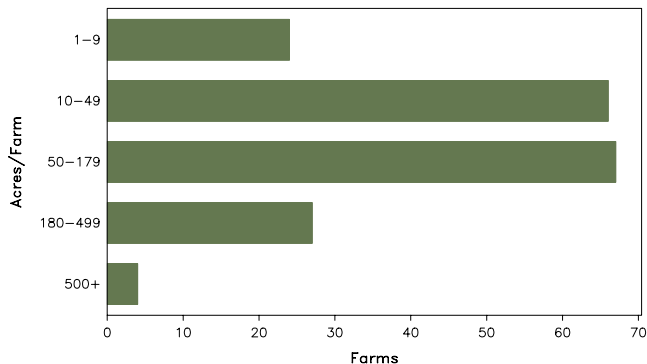
Farms with Women Principal Operators Compared with All Farms

	Women Principal Operators	All Farms
Number of Farms	188	843
Land in Farms	19,880 acres	202,877 acres
Average Size of Farm	106 acres	241 acres
Market Value of Products Sold	\$4,389,000	\$112,259,000
Crop Sales	\$823,000	\$13,344,000
Livestock Sales	\$3,566,000	\$98,915,000
Average Per Farm	\$23,344	\$133,166
Government Payments	\$146,000	\$2,189,000
Average Per Farm Receiving Payments	\$10,427	\$9,433

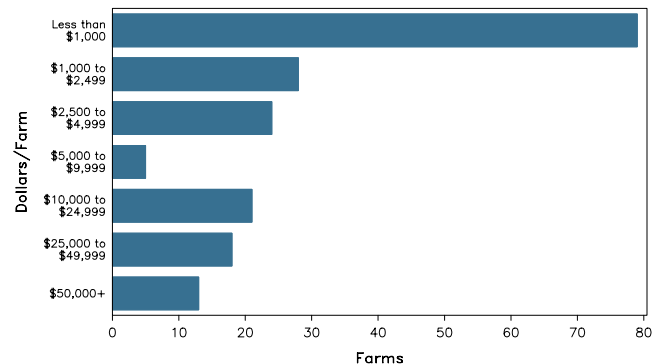
See footnotes on reverse page.

Farms with Women Principal Operators

Farms by Size



Farms by Economic Size



2007 CENSUS OF AGRICULTURE

Washington County – New York Farms with Women Principal Operators

Selected Highlights

Item	Farms	Quantity
MARKET VALUE OF AGRICULTURAL PRODUCTS SOLD (\$1,000)		
Total value of agricultural products sold	188	4,389
Value of crops including nursery and greenhouse	46	823
Value of livestock, poultry, and their products	110	3,566
VALUE OF SALES BY COMMODITY GROUP (\$1,000)		
Grains, oilseeds, dry beans, and dry peas	6	38
Tobacco	-	-
Cotton and cottonseed	-	-
Vegetables, melons, potatoes and sweet potatoes	6	27
Fruits, tree nuts, and berries	6	471
Nursery, greenhouse, floriculture, and sod	3	36
Cut Christmas trees and short rotation woody crops	3	8
Other crops and hay	30	244
Poultry and eggs	38	65
Cattle and calves	36	(D)
Milk and other dairy products from cows	11	2,352
Hogs and pigs	22	(D)
Sheep, goats, and their products	22	126
Horses, ponies, mules, burros, and donkeys	27	373
Aquaculture	1	(D)
Other animals and other animal products	11	96
TOP CROP ITEMS (acres)		
Forage - land used for all hay and haylage, grass silage, and greenchop	73	5,133
Corn for silage or greenchop	12	1,097
Apples	4	93
Corn for grain	1	(D)
Short-rotation woody crops	2	(D)
TOP LIVESTOCK INVENTORY ITEMS (number)		
Cattle and calves	52	1,737
Layers	38	1,287
Horses and ponies	109	875
Broilers and other meat-type chickens	2	(D)
Sheep and lambs	25	670

Operator Characteristics

Item	Quantity
Primary occupation:	
Farming	72
Other	116
Days worked off farm:	
None	58
Any	130
Years on present farm:	
2 years or less	13
3 to 4 years	27
5 to 9 years	46
10 years or more	102
Age group:	
Under 45 years	43
45 to 64 years	121
65 years and over	24
Average age of principal operator (years)	52.3

Economic Characteristics

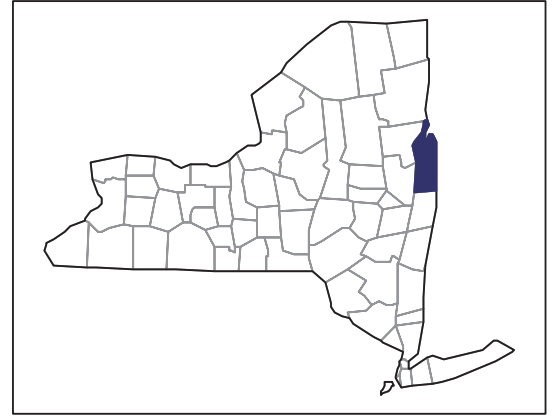
Item	Quantity
Farms by value of sales:	
Less than \$1,000	80
\$1,000 to \$2,499	28
\$2,500 to \$4,999	23
\$5,000 to \$9,999	7
\$10,000 to \$49,999	37
\$50,000 to \$99,999	4
\$100,000 to \$249,999	4
\$250,000 to \$499,999	4
\$500,000 or more	1
Total farm production expenses (\$1,000)	6,636
Average per farm (\$)	35,296
Net cash farm income of operation (\$1,000)	-943
Average per farm (\$)	-5,015
Value of agricultural products sold directly to individuals for human consumption (\$1,000)	129
Total organic product sales (\$1,000)	(D)
Total income from farm-related sources, gross before taxes and expenses (\$1,000)	1,158

See "Census of Agriculture, Volume 1, Geographic Area Series" for complete footnotes, explanations, definitions, and methodology.
(D) Cannot be disclosed. (Z) Less than half of the unit shown.

2007 CENSUS *OF* **AGRICULTURE**

Washington County – New York

Farms with Spanish, Hispanic, or Latino Operators Compared with All Farms



Data are not available at this geographic level for farms with Spanish, Hispanic, or Latino operators.



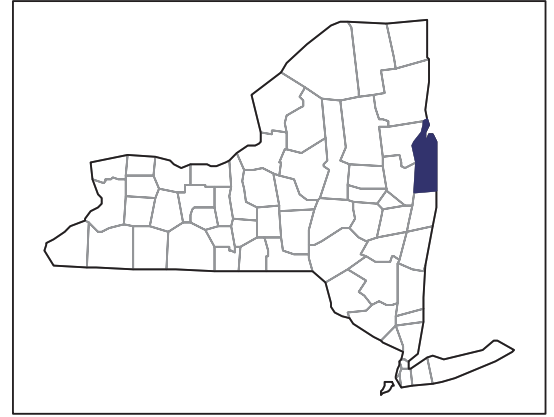
United States Department of Agriculture
National Agricultural Statistics Service

www.agcensus.usda.gov

2007 CENSUS OF AGRICULTURE

Washington County – New York

Farms with American Indian or Alaska Native Operators Compared with All Farms



Data are not available at this geographic level for farms with American Indian or Alaska Native operators.



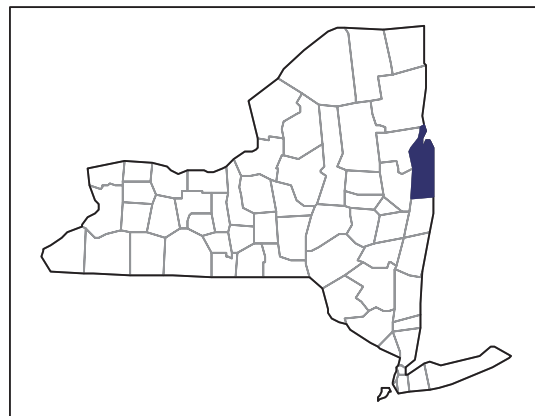
United States Department of Agriculture
National Agricultural Statistics Service

www.agcensus.usda.gov

2007 CENSUS OF AGRICULTURE

Washington County – New York

Farms with Asian Operators
Compared with All Farms



Data are not available at this geographic level for farms with Asian operators.



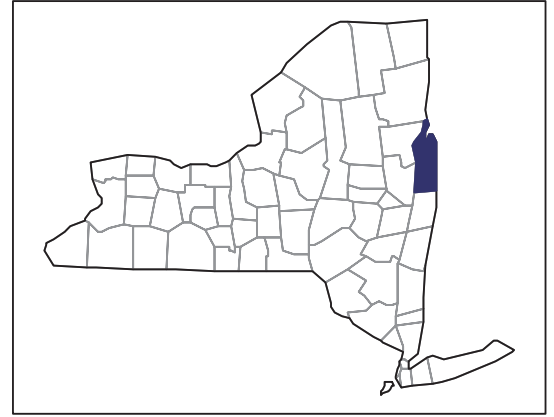
United States Department of Agriculture
National Agricultural Statistics Service

www.agcensus.usda.gov

2007 CENSUS OF AGRICULTURE

Washington County – New York

Farms with Black or African American Operators Compared with All Farms



Data are not available at this geographic level for farms with Black or African American operators.



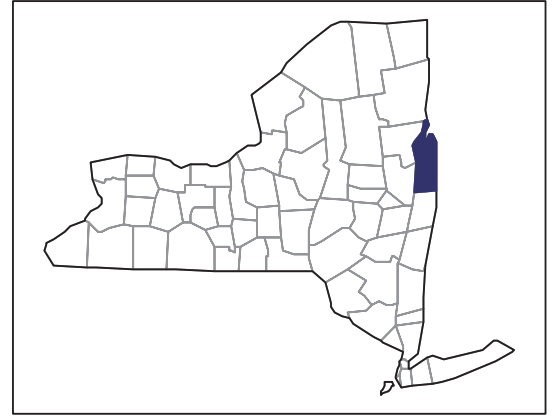
United States Department of Agriculture
National Agricultural Statistics Service

www.agcensus.usda.gov

2007 CENSUS *OF* AGRICULTURE

Washington County – New York

Farms with Native Hawaiian or Other Pacific Islander Operators Compared with All Farms



Data are not available at this geographic level for farms with Native Hawaiian or Other Pacific Islander operators.



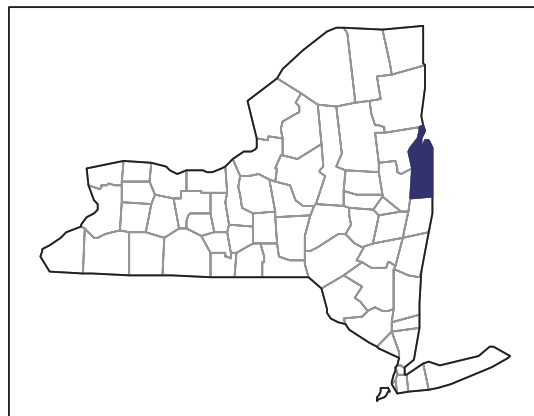
United States Department of Agriculture
National Agricultural Statistics Service

www.agcensus.usda.gov

2007 CENSUS OF AGRICULTURE

Washington County – New York

Farms with White Operators
Compared with All Farms



Data are not available at this geographic level for farms with White operators.



United States Department of Agriculture
National Agricultural Statistics Service

www.agcensus.usda.gov

