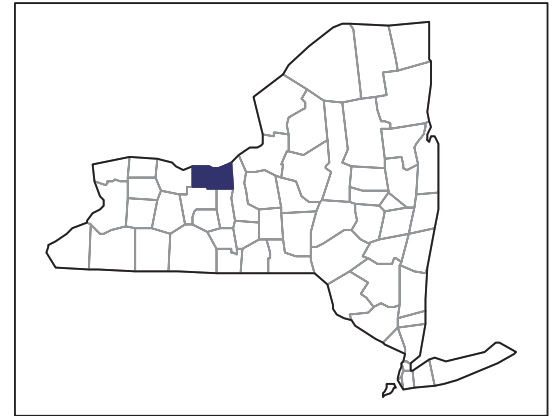


# 2007 CENSUS OF AGRICULTURE



## Wayne County – New York

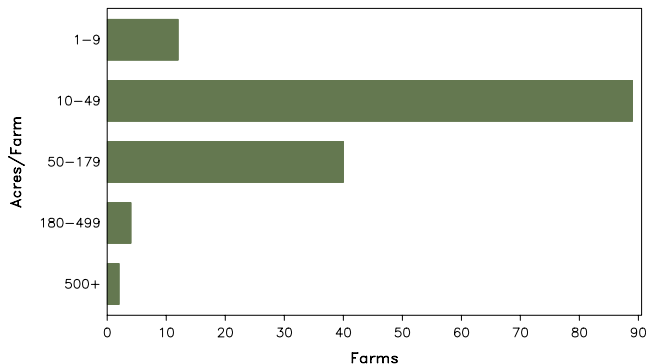
### Farms with Women Principal Operators Compared with All Farms

	Women Principal Operators	All Farms
<b>Number of Farms</b>	147	938
<b>Land in Farms</b>	8,644 acres	168,471 acres
<b>Average Size of Farm</b>	59 acres	180 acres
<b>Market Value of Products Sold</b>	\$5,138,000	\$168,963,000
Crop Sales	\$4,626,000	\$128,422,000
Livestock Sales	\$512,000	\$40,541,000
Average Per Farm	\$34,951	\$180,131
<b>Government Payments</b>	\$32,000	\$1,535,000
Average Per Farm Receiving Payments	\$1,608	\$6,020

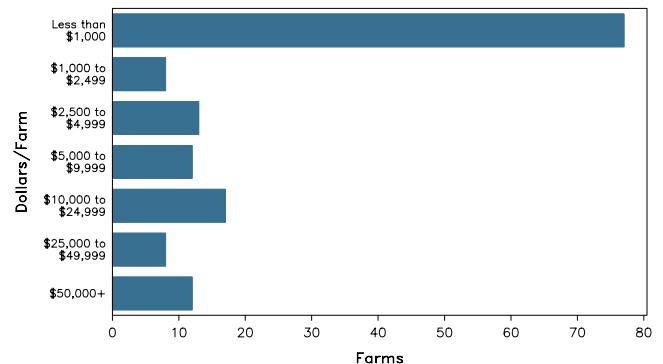
See footnotes on reverse page.

### Farms with Women Principal Operators

Farms by Size



Farms by Economic Size



# 2007 CENSUS OF AGRICULTURE

## Wayne County – New York Farms with Women Principal Operators

### Selected Highlights

Item	Farms	Quantity
<b>MARKET VALUE OF AGRICULTURAL PRODUCTS SOLD (\$1,000)</b>		
Total value of agricultural products sold	147	5,138
Value of crops including nursery and greenhouse	62	4,626
Value of livestock, poultry, and their products	56	512
<b>VALUE OF SALES BY COMMODITY GROUP (\$1,000)</b>		
Grains, oilseeds, dry beans, and dry peas	8	49
Tobacco	-	-
Cotton and cottonseed	-	-
Vegetables, melons, potatoes and sweet potatoes	12	483
Fruits, tree nuts, and berries	17	2,702
Nursery, greenhouse, floriculture, and sod	17	1,084
Cut Christmas trees and short rotation woody crops	4	(D)
Other crops and hay	26	(D)
Poultry and eggs	14	(D)
Cattle and calves	13	(D)
Milk and other dairy products from cows	2	(D)
Hogs and pigs	-	-
Sheep, goats, and their products	19	12
Horses, ponies, mules, burros, and donkeys	15	63
Aquaculture	-	-
Other animals and other animal products	13	54
<b>TOP CROP ITEMS (acres)</b>		
Forage - land used for all hay and haylage, grass silage, and greenchop	47	1,222
Apples	11	1,003
Nursery stock	2	(D)
Cut Christmas trees	4	(D)
Corn for grain	9	156
<b>TOP LIVESTOCK INVENTORY ITEMS (number)</b>		
Horses and ponies	69	637
Cattle and calves	19	552
Layers	16	316
Goats, all	13	178
Alpacas	6	(D)

### Operator Characteristics

Item	Quantity
Primary occupation:	
Farming	65
Other	82
Days worked off farm:	
None	57
Any	90
Years on present farm:	
2 years or less	14
3 to 4 years	15
5 to 9 years	33
10 years or more	85
Age group:	
Under 45 years	30
45 to 64 years	92
65 years and over	25
Average age of principal operator (years)	54.8

### Economic Characteristics

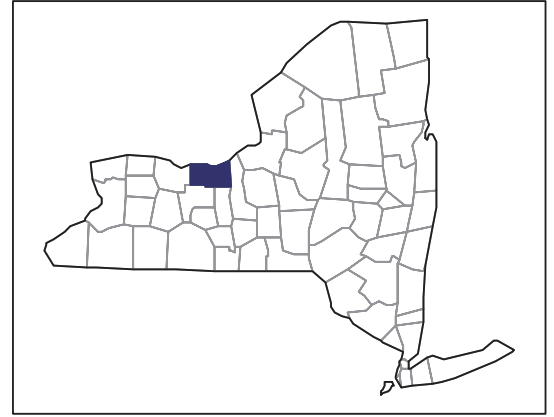
Item	Quantity
Farms by value of sales:	
Less than \$1,000	77
\$1,000 to \$2,499	8
\$2,500 to \$4,999	13
\$5,000 to \$9,999	12
\$10,000 to \$49,999	25
\$50,000 to \$99,999	4
\$100,000 to \$249,999	2
\$250,000 to \$499,999	4
\$500,000 or more	2
Total farm production expenses (\$1,000)	5,565
Average per farm (\$)	37,858
Net cash farm income of operation (\$1,000)	155
Average per farm (\$)	1,055
Value of agricultural products sold directly to individuals for human consumption (\$1,000)	238
Total organic product sales (\$1,000)	244
Total income from farm-related sources, gross before taxes and expenses (\$1,000)	550

See "Census of Agriculture, Volume 1, Geographic Area Series" for complete footnotes, explanations, definitions, and methodology.  
(D) Cannot be disclosed. (Z) Less than half of the unit shown.

# 2007 CENSUS OF AGRICULTURE

## Wayne County – New York

### Farms with Spanish, Hispanic, or Latino Operators Compared with All Farms



Data are not available at this geographic level for farms with Spanish, Hispanic, or Latino operators.



United States Department of Agriculture  
National Agricultural Statistics Service

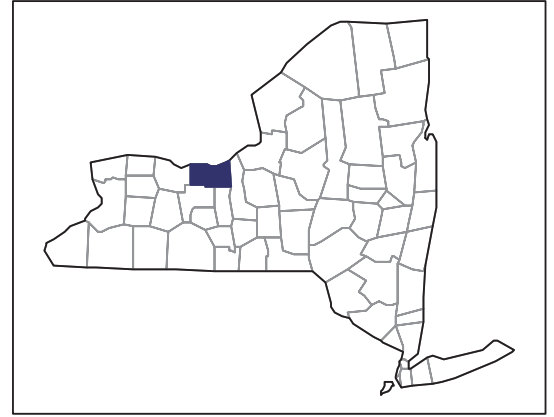
[www.agcensus.usda.gov](http://www.agcensus.usda.gov)



# 2007 CENSUS OF AGRICULTURE

## Wayne County – New York

### Farms with American Indian or Alaska Native Operators Compared with All Farms



Data are not available at this geographic level for farms with American Indian or Alaska Native operators.



United States Department of Agriculture  
National Agricultural Statistics Service

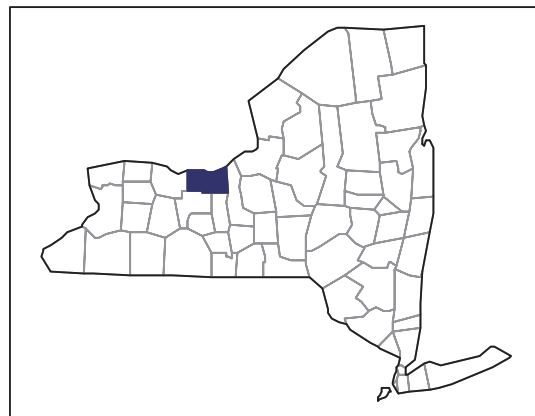
[www.agcensus.usda.gov](http://www.agcensus.usda.gov)



# 2007 CENSUS *OF* **AGRICULTURE**

**Wayne County – New York**

**Farms with Asian Operators  
Compared with All Farms**



**Data are not available at this geographic level for farms with Asian operators.**



United States Department of Agriculture  
National Agricultural Statistics Service

[www.agcensus.usda.gov](http://www.agcensus.usda.gov)

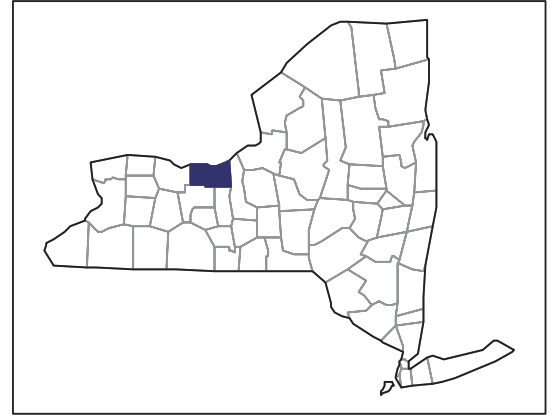




# 2007 CENSUS OF AGRICULTURE

## Wayne County – New York

### Farms with Black or African American Operators Compared with All Farms



Data are not available at this geographic level for farms with Black or African American operators.



United States Department of Agriculture  
National Agricultural Statistics Service

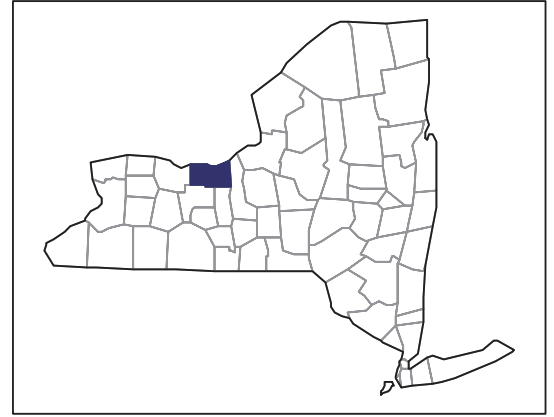
[www.agcensus.usda.gov](http://www.agcensus.usda.gov)



# 2007 CENSUS *OF* AGRICULTURE

## Wayne County – New York

### Farms with Native Hawaiian or Other Pacific Islander Operators Compared with All Farms



Data are not available at this geographic level for farms with Native Hawaiian or Other Pacific Islander operators.



United States Department of Agriculture  
National Agricultural Statistics Service

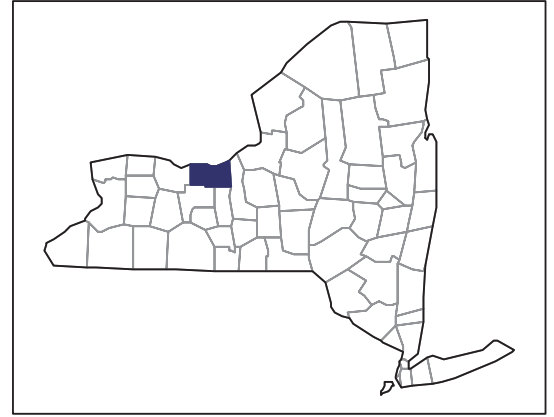
[www.agcensus.usda.gov](http://www.agcensus.usda.gov)



# 2007 CENSUS *OF* AGRICULTURE

**Wayne County – New York**

**Farms with White Operators  
Compared with All Farms**



**Data are not available at this geographic level for farms with White operators.**



United States Department of Agriculture  
National Agricultural Statistics Service

[www.agcensus.usda.gov](http://www.agcensus.usda.gov)

