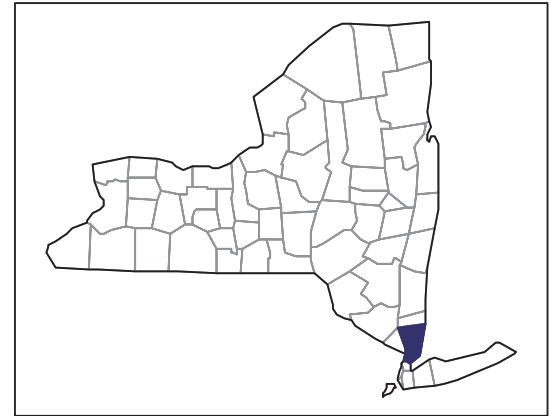


# 2007 CENSUS OF AGRICULTURE



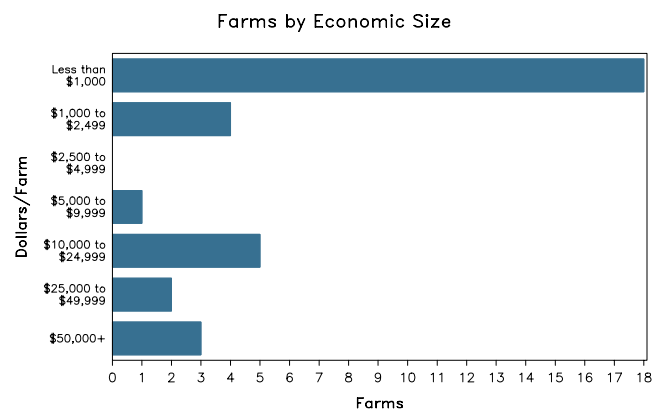
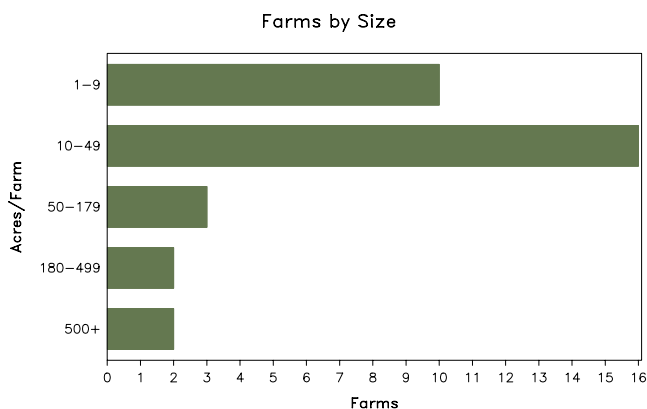
## Westchester County – New York

### Farms with Women Principal Operators Compared with All Farms

	Women Principal Operators	All Farms
<b>Number of Farms</b>	33	106
<b>Land in Farms</b>	2,991 acres	8,521 acres
<b>Average Size of Farm</b>	91 acres	80 acres
<b>Market Value of Products Sold</b>	\$643,000	\$10,998,000
Crop Sales	\$86,000	\$5,517,000
Livestock Sales	\$557,000	\$5,481,000
Average Per Farm	\$19,483	\$103,754
<b>Government Payments</b>	-	(D)
Average Per Farm Receiving Payments	-	(D)

See footnotes on reverse page.

### Farms with Women Principal Operators



# 2007 CENSUS OF AGRICULTURE

## Westchester County – New York Farms with Women Principal Operators

### Selected Highlights

Item	Farms	Quantity
<b>MARKET VALUE OF AGRICULTURAL PRODUCTS SOLD (\$1,000)</b>		
Total value of agricultural products sold	33	643
Value of crops including nursery and greenhouse	8	86
Value of livestock, poultry, and their products	14	557
<b>VALUE OF SALES BY COMMODITY GROUP (\$1,000)</b>		
Grains, oilseeds, dry beans, and dry peas	-	-
Tobacco	-	-
Cotton and cottonseed	-	-
Vegetables, melons, potatoes and sweet potatoes	2	(D)
Fruits, tree nuts, and berries	1	(D)
Nursery, greenhouse, floriculture, and sod	2	(D)
Cut Christmas trees and short rotation woody crops	-	-
Other crops and hay	4	1
Poultry and eggs	6	19
Cattle and calves	2	(D)
Milk and other dairy products from cows	1	(D)
Hogs and pigs	2	(D)
Sheep, goats, and their products	4	5
Horses, ponies, mules, burros, and donkeys	7	524
Aquaculture	-	-
Other animals and other animal products	1	(D)
<b>TOP CROP ITEMS (acres)</b>		
Forage - land used for all hay and haylage, grass silage, and greenchop	4	90
Vegetables harvested for sale	2	(D)
Tomatoes in the open	2	(D)
Floriculture crops, total	1	(D)
Land in berries	2	(D)
<b>TOP LIVESTOCK INVENTORY ITEMS (number)</b>		
Horses and ponies	29	531
Layers	6	190
Sheep and lambs	5	(D)
Cattle and calves	5	63
Ducks	4	(D)

### Operator Characteristics

Item	Quantity
Primary occupation:	
Farming	19
Other	14
Days worked off farm:	
None	13
Any	20
Years on present farm:	
2 years or less	-
3 to 4 years	4
5 to 9 years	15
10 years or more	14
Age group:	
Under 45 years	10
45 to 64 years	18
65 years and over	5
Average age of principal operator (years)	51.9

### Economic Characteristics

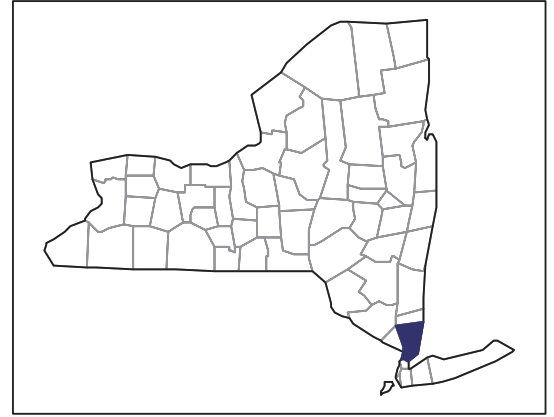
Item	Quantity
Farms by value of sales:	
Less than \$1,000	18
\$1,000 to \$2,499	4
\$2,500 to \$4,999	-
\$5,000 to \$9,999	1
\$10,000 to \$49,999	7
\$50,000 to \$99,999	1
\$100,000 to \$249,999	2
\$250,000 to \$499,999	-
\$500,000 or more	-
Total farm production expenses (\$1,000)	3,168
Average per farm (\$)	95,989
Net cash farm income of operation (\$1,000)	-2,013
Average per farm (\$)	-60,988
Value of agricultural products sold directly to individuals for human consumption (\$1,000)	43
Total organic product sales (\$1,000)	(D)
Total income from farm-related sources, gross before taxes and expenses (\$1,000)	512

See "Census of Agriculture, Volume 1, Geographic Area Series" for complete footnotes, explanations, definitions, and methodology.  
(D) Cannot be disclosed. (Z) Less than half of the unit shown.

# 2007 CENSUS *OF* **AGRICULTURE**

**Westchester County – New York**

**Farms with Spanish, Hispanic, or  
Latino Operators Compared with  
All Farms**



**Data are not available at this geographic level for farms with Spanish, Hispanic, or Latino operators.**



United States Department of Agriculture  
National Agricultural Statistics Service

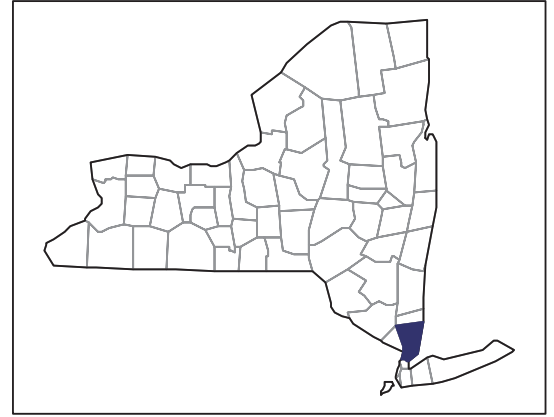
[www.agcensus.usda.gov](http://www.agcensus.usda.gov)



# 2007 CENSUS OF AGRICULTURE

Westchester County – New York

Farms with American Indian or Alaska Native Operators Compared with All Farms



Data are not available at this geographic level for farms with American Indian or Alaska Native operators.



United States Department of Agriculture  
National Agricultural Statistics Service

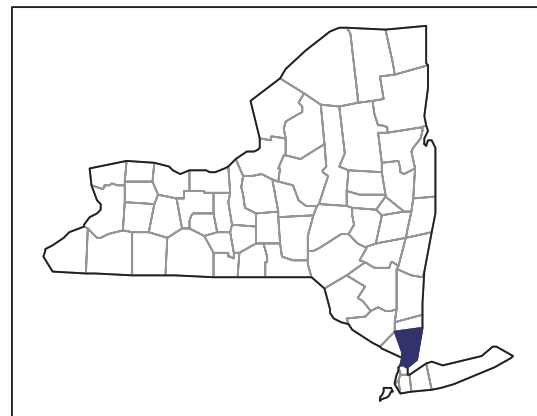
[www.agcensus.usda.gov](http://www.agcensus.usda.gov)



# 2007 CENSUS *OF* **AGRICULTURE**

**Westchester County – New York**

**Farms with Asian Operators  
Compared with All Farms**



**Data are not available at this geographic level for farms with Asian operators.**



United States Department of Agriculture  
National Agricultural Statistics Service

[www.agcensus.usda.gov](http://www.agcensus.usda.gov)

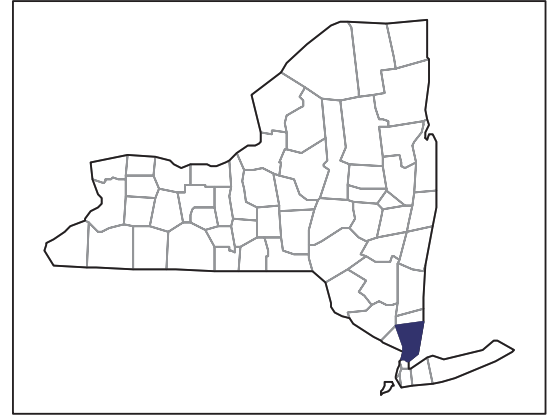




# 2007 CENSUS OF AGRICULTURE

**Westchester County – New York**

**Farms with Black or African American Operators Compared with All Farms**



Data are not available at this geographic level for farms with Black or African American operators.



United States Department of Agriculture  
National Agricultural Statistics Service

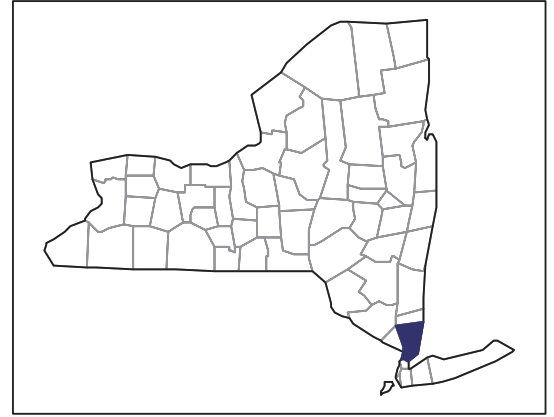
[www.agcensus.usda.gov](http://www.agcensus.usda.gov)



# 2007 CENSUS OF AGRICULTURE

**Westchester County – New York**

**Farms with Native Hawaiian or Other Pacific Islander Operators Compared with All Farms**



Data are not available at this geographic level for farms with Native Hawaiian or Other Pacific Islander operators.



United States Department of Agriculture  
National Agricultural Statistics Service

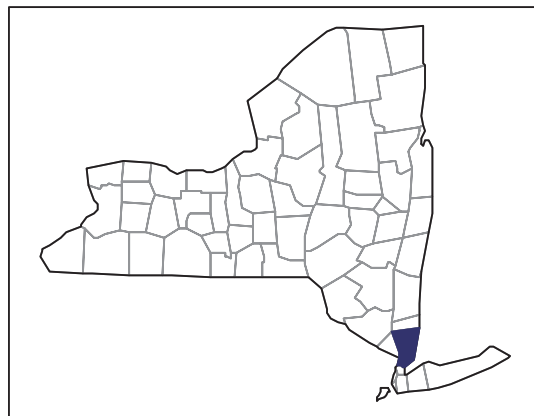
[www.agcensus.usda.gov](http://www.agcensus.usda.gov)



# 2007 CENSUS *OF* AGRICULTURE

**Westchester County – New York**

**Farms with White Operators  
Compared with All Farms**



**Data are not available at this geographic level for farms with White operators.**



United States Department of Agriculture  
National Agricultural Statistics Service

[www.agcensus.usda.gov](http://www.agcensus.usda.gov)

