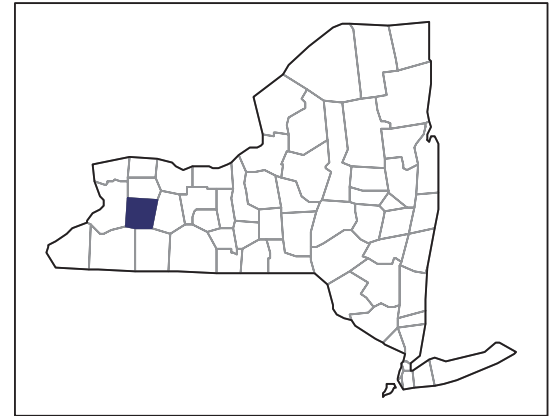


2007 CENSUS OF AGRICULTURE



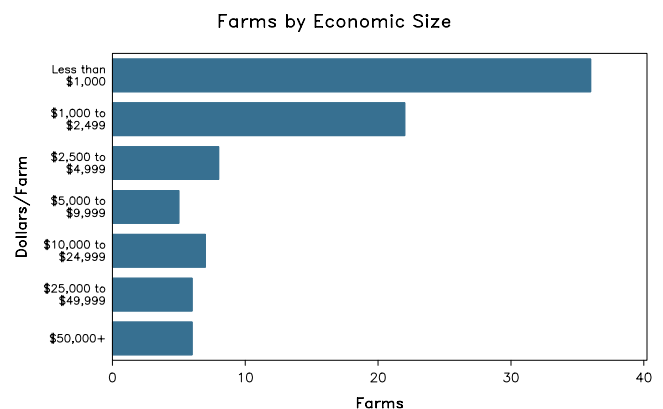
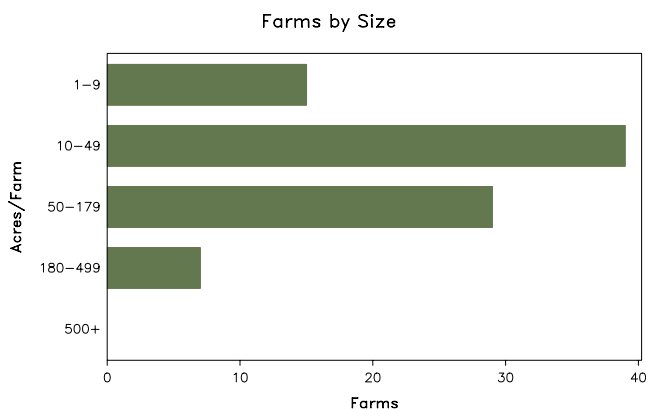
Wyoming County – New York

Farms with Women Principal Operators Compared with All Farms

	Women Principal Operators	All Farms
Number of Farms	90	761
Land in Farms	5,560 acres	218,028 acres
Average Size of Farm	62 acres	287 acres
Market Value of Products Sold	\$2,258,000	\$229,943,000
Crop Sales	\$369,000	\$28,571,000
Livestock Sales	\$1,889,000	\$201,372,000
Average Per Farm	\$25,089	\$302,159
Government Payments	\$28,000	\$2,810,000
Average Per Farm Receiving Payments	\$1,320	\$9,123

See footnotes on reverse page.

Farms with Women Principal Operators



2007 CENSUS OF AGRICULTURE

Wyoming County – New York Farms with Women Principal Operators

Selected Highlights

Item	Farms	Quantity
MARKET VALUE OF AGRICULTURAL PRODUCTS SOLD (\$1,000)		
Total value of agricultural products sold	90	2,258
Value of crops including nursery and greenhouse	28	369
Value of livestock, poultry, and their products	59	1,889
VALUE OF SALES BY COMMODITY GROUP (\$1,000)		
Grains, oilseeds, dry beans, and dry peas	6	(D)
Tobacco	-	-
Cotton and cottonseed	-	-
Vegetables, melons, potatoes and sweet potatoes	6	124
Fruits, tree nuts, and berries	9	(D)
Nursery, greenhouse, floriculture, and sod	7	71
Cut Christmas trees and short rotation woody crops	-	-
Other crops and hay	13	(D)
Poultry and eggs	20	(D)
Cattle and calves	18	(D)
Milk and other dairy products from cows	8	1,611
Hogs and pigs	11	3
Sheep, goats, and their products	13	12
Horses, ponies, mules, burros, and donkeys	20	33
Aquaculture	-	-
Other animals and other animal products	11	19
TOP CROP ITEMS (acres)		
Forage - land used for all hay and haylage, grass silage, and greenchop	32	1,693
Corn for silage or greenchop	5	238
Corn for grain	1	(D)
Oats for grain	2	(D)
Floriculture crops, total	5	21
TOP LIVESTOCK INVENTORY ITEMS (number)		
Cattle and calves	33	1,676
Layers	22	470
Horses and ponies	61	357
Goats, all	25	202
Sheep and lambs	13	175

Operator Characteristics

Item	Quantity
Primary occupation:	
Farming	49
Other	41
Days worked off farm:	
None	33
Any	57
Years on present farm:	
2 years or less	-
3 to 4 years	10
5 to 9 years	17
10 years or more	63
Age group:	
Under 45 years	25
45 to 64 years	56
65 years and over	9
Average age of principal operator (years)	50.2

Economic Characteristics

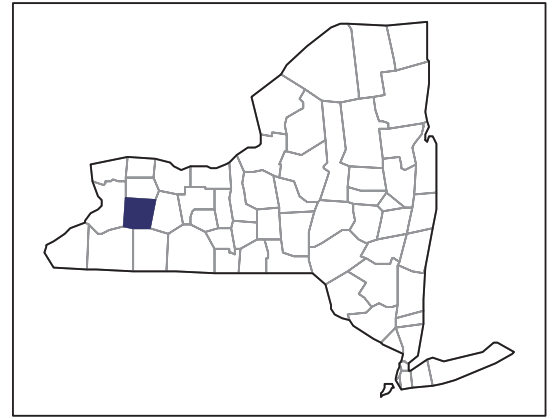
Item	Quantity
Farms by value of sales:	
Less than \$1,000	41
\$1,000 to \$2,499	17
\$2,500 to \$4,999	8
\$5,000 to \$9,999	5
\$10,000 to \$49,999	13
\$50,000 to \$99,999	1
\$100,000 to \$249,999	2
\$250,000 to \$499,999	1
\$500,000 or more	2
Total farm production expenses (\$1,000)	2,397
Average per farm (\$)	26,632
Net cash farm income of operation (\$1,000)	125
Average per farm (\$)	1,384
Value of agricultural products sold directly to individuals for human consumption (\$1,000)	14
Total organic product sales (\$1,000)	34
Total income from farm-related sources, gross before taxes and expenses (\$1,000)	236

See "Census of Agriculture, Volume 1, Geographic Area Series" for complete footnotes, explanations, definitions, and methodology.
(D) Cannot be disclosed. (Z) Less than half of the unit shown.

2007 CENSUS OF AGRICULTURE

Wyoming County – New York

Farms with Spanish, Hispanic, or Latino Operators Compared with All Farms



Data are not available at this geographic level for farms with Spanish, Hispanic, or Latino operators.



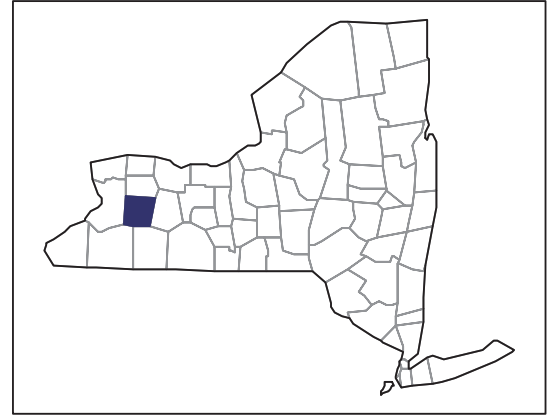
United States Department of Agriculture
National Agricultural Statistics Service

www.agcensus.usda.gov

2007 CENSUS OF AGRICULTURE

Wyoming County – New York

Farms with American Indian or Alaska Native Operators Compared with All Farms



Data are not available at this geographic level for farms with American Indian or Alaska Native operators.



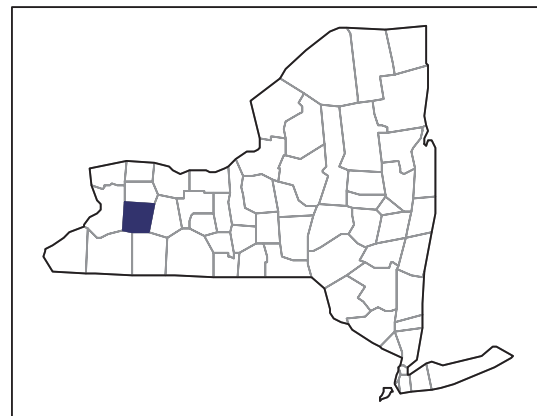
United States Department of Agriculture
National Agricultural Statistics Service

www.agcensus.usda.gov

2007 CENSUS OF AGRICULTURE

Wyoming County – New York

**Farms with Asian Operators
Compared with All Farms**



Data are not available at this geographic level for farms with Asian operators.



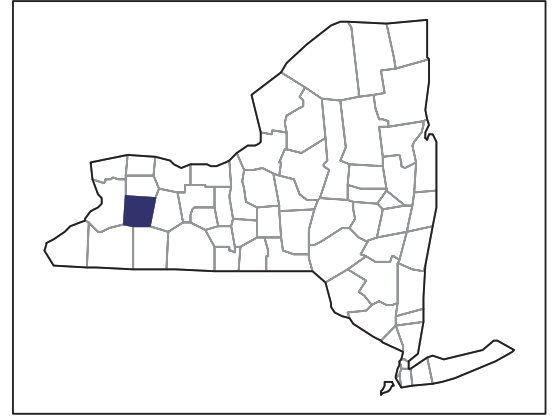
United States Department of Agriculture
National Agricultural Statistics Service

www.agcensus.usda.gov

2007 CENSUS OF AGRICULTURE

Wyoming County – New York

Farms with Black or African American Operators Compared with All Farms



Data are not available at this geographic level for farms with Black or African American operators.



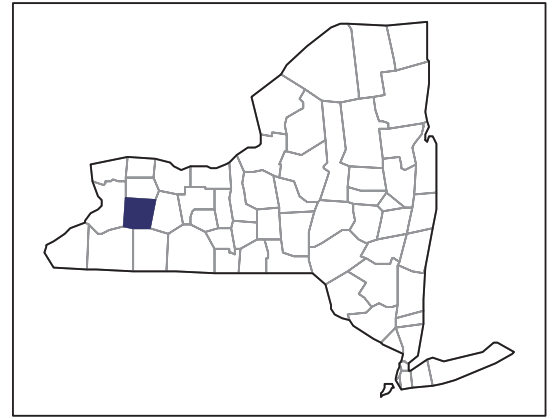
United States Department of Agriculture
National Agricultural Statistics Service

www.agcensus.usda.gov

2007 CENSUS OF AGRICULTURE

Wyoming County – New York

Farms with Native Hawaiian or Other Pacific Islander Operators Compared with All Farms



Data are not available at this geographic level for farms with Native Hawaiian or Other Pacific Islander operators.



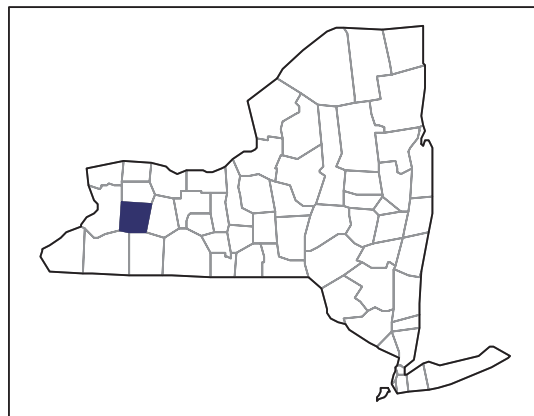
United States Department of Agriculture
National Agricultural Statistics Service

www.agcensus.usda.gov

2007 CENSUS OF AGRICULTURE

Wyoming County – New York

Farms with White Operators
Compared with All Farms



Data are not available at this geographic level for farms with White operators.



United States Department of Agriculture
National Agricultural Statistics Service

www.agcensus.usda.gov

