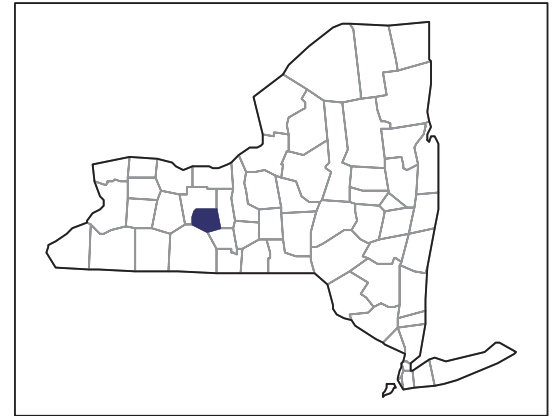


2007 CENSUS OF AGRICULTURE



Yates County – New York

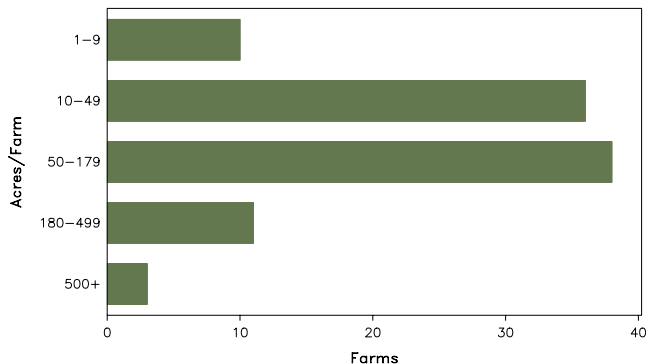
Farms with Women Principal Operators Compared with All Farms

	Women Principal Operators	All Farms
Number of Farms	98	864
Land in Farms	8,971 acres	126,118 acres
Average Size of Farm	92 acres	146 acres
Market Value of Products Sold	\$3,746,000	\$88,382,000
Crop Sales	\$2,663,000	\$31,812,000
Livestock Sales	\$1,084,000	\$56,569,000
Average Per Farm	\$38,229	\$102,294
Government Payments	\$49,000	\$1,107,000
Average Per Farm Receiving Payments	\$3,258	\$5,174

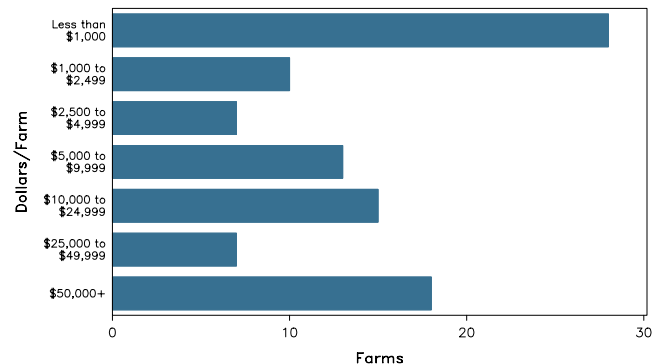
See footnotes on reverse page.

Farms with Women Principal Operators

Farms by Size



Farms by Economic Size



2007 CENSUS OF AGRICULTURE

Yates County – New York Farms with Women Principal Operators

Selected Highlights

Item	Farms	Quantity
MARKET VALUE OF AGRICULTURAL PRODUCTS SOLD (\$1,000)		
Total value of agricultural products sold	98	3,746
Value of crops including nursery and greenhouse	50	2,663
Value of livestock, poultry, and their products	38	1,084
VALUE OF SALES BY COMMODITY GROUP (\$1,000)		
Grains, oilseeds, dry beans, and dry peas	5	210
Tobacco	-	-
Cotton and cottonseed	-	-
Vegetables, melons, potatoes and sweet potatoes	8	(D)
Fruits, tree nuts, and berries	22	2,064
Nursery, greenhouse, floriculture, and sod	8	274
Cut Christmas trees and short rotation woody crops	1	(D)
Other crops and hay	24	77
Poultry and eggs	18	15
Cattle and calves	16	191
Milk and other dairy products from cows	8	855
Hogs and pigs	7	3
Sheep, goats, and their products	7	17
Horses, ponies, mules, burros, and donkeys	2	(D)
Aquaculture	-	-
Other animals and other animal products	4	(D)
TOP CROP ITEMS (acres)		
Forage - land used for all hay and haylage, grass silage, and greenchop	28	1,398
Grapes	20	549
Corn for grain	7	347
Wheat for grain, all	3	201
Corn for silage or greenchop	8	177
TOP LIVESTOCK INVENTORY ITEMS (number)		
Layers	18	710
Cattle and calves	22	665
Goats, all	15	229
Sheep and lambs	3	(D)
Horses and ponies	38	194

Operator Characteristics

Item	Quantity
Primary occupation:	
Farming	35
Other	63
Days worked off farm:	
None	44
Any	54
Years on present farm:	
2 years or less	9
3 to 4 years	10
5 to 9 years	16
10 years or more	63
Age group:	
Under 45 years	29
45 to 64 years	49
65 years and over	20
Average age of principal operator (years)	53.1

Economic Characteristics

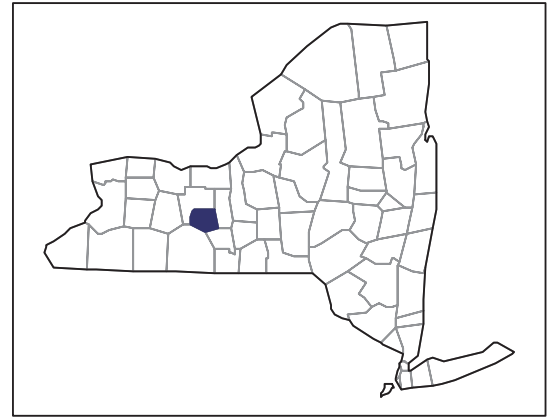
Item	Quantity
Farms by value of sales:	
Less than \$1,000	36
\$1,000 to \$2,499	8
\$2,500 to \$4,999	4
\$5,000 to \$9,999	10
\$10,000 to \$49,999	22
\$50,000 to \$99,999	3
\$100,000 to \$249,999	13
\$250,000 to \$499,999	2
\$500,000 or more	-
Total farm production expenses (\$1,000)	3,148
Average per farm (\$)	32,123
Net cash farm income of operation (\$1,000)	878
Average per farm (\$)	8,961
Value of agricultural products sold directly to individuals for human consumption (\$1,000)	154
Total organic product sales (\$1,000)	10
Total income from farm-related sources, gross before taxes and expenses (\$1,000)	231

See "Census of Agriculture, Volume 1, Geographic Area Series" for complete footnotes, explanations, definitions, and methodology.
(D) Cannot be disclosed. (Z) Less than half of the unit shown.

2007 CENSUS OF AGRICULTURE

Yates County – New York

Farms with Spanish, Hispanic, or Latino Operators Compared with All Farms



Data are not available at this geographic level for farms with Spanish, Hispanic, or Latino operators.



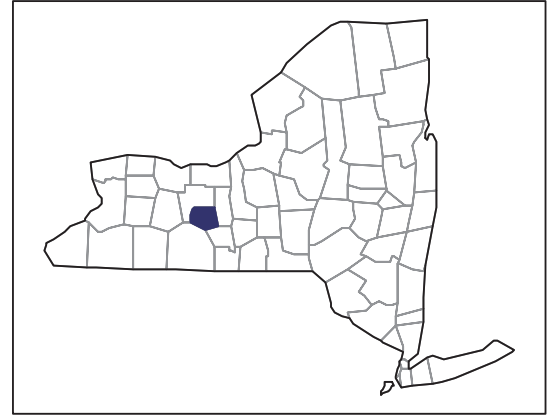
United States Department of Agriculture
National Agricultural Statistics Service

www.agcensus.usda.gov

2007 CENSUS OF AGRICULTURE

Yates County – New York

Farms with American Indian or Alaska Native Operators Compared with All Farms



Data are not available at this geographic level for farms with American Indian or Alaska Native operators.



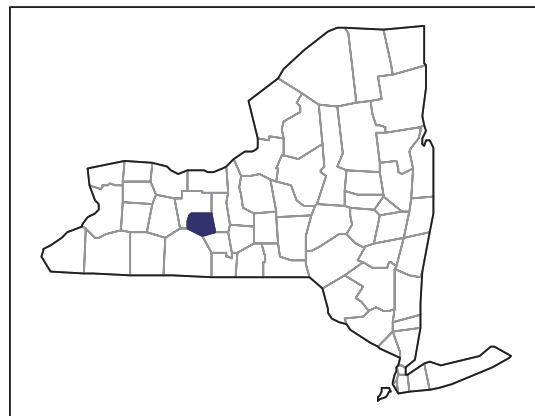
United States Department of Agriculture
National Agricultural Statistics Service

www.agcensus.usda.gov

2007 CENSUS OF AGRICULTURE

Yates County – New York

Farms with Asian Operators
Compared with All Farms



Data are not available at this geographic level for farms with Asian operators.



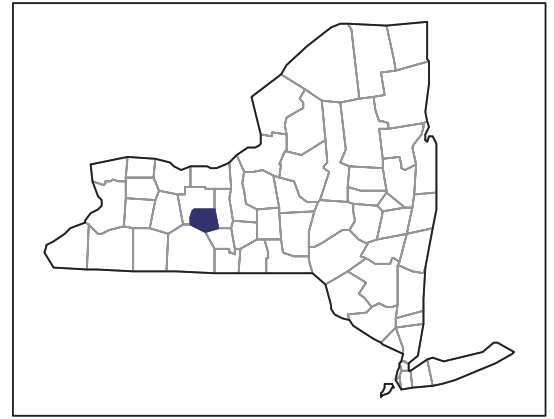
United States Department of Agriculture
National Agricultural Statistics Service

www.agcensus.usda.gov

2007 CENSUS OF AGRICULTURE

Yates County – New York

Farms with Black or African American Operators Compared with All Farms



Data are not available at this geographic level for farms with Black or African American operators.



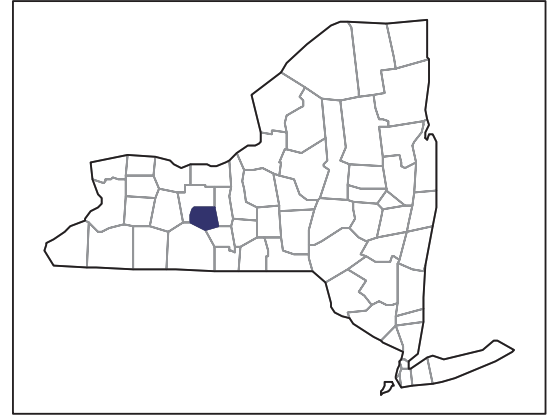
United States Department of Agriculture
National Agricultural Statistics Service

www.agcensus.usda.gov

2007 CENSUS *OF* AGRICULTURE

Yates County – New York

**Farms with Native Hawaiian or Other
Pacific Islander Operators Compared
with All Farms**



Data are not available at this geographic level for farms with Native Hawaiian or Other Pacific Islander operators.



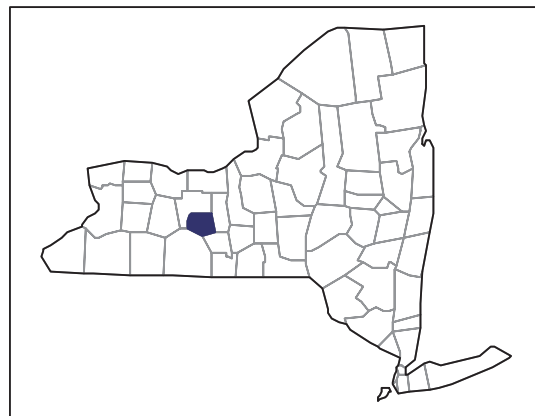
United States Department of Agriculture
National Agricultural Statistics Service

www.agcensus.usda.gov

2007 CENSUS OF AGRICULTURE

Yates County – New York

Farms with White Operators
Compared with All Farms



Data are not available at this geographic level for farms with White operators.



United States Department of Agriculture
National Agricultural Statistics Service

www.agcensus.usda.gov

