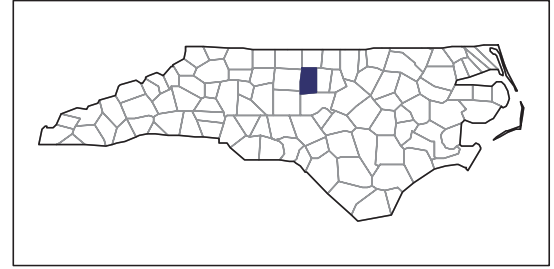


# 2007 CENSUS OF AGRICULTURE



## Alamance County – North Carolina

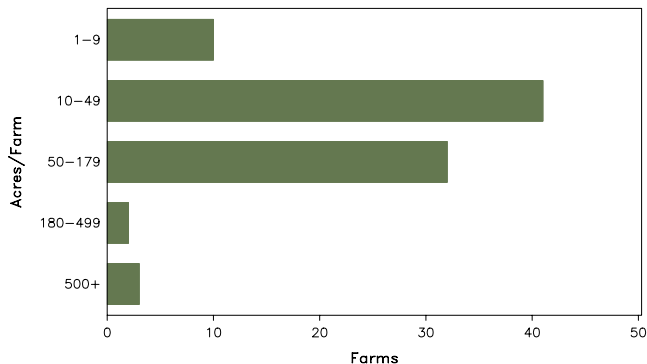
### Farms with Women Principal Operators Compared with All Farms

	Women Principal Operators	All Farms
<b>Number of Farms</b>	88	753
<b>Land in Farms</b>	6,237 acres	87,888 acres
<b>Average Size of Farm</b>	71 acres	117 acres
<b>Market Value of Products Sold</b>	\$3,357,000	\$42,618,000
Crop Sales	\$502,000	\$8,192,000
Livestock Sales	\$2,855,000	\$34,426,000
Average Per Farm	\$38,152	\$56,598
<b>Government Payments</b>	(D)	\$459,000
Average Per Farm Receiving Payments	(D)	\$3,351

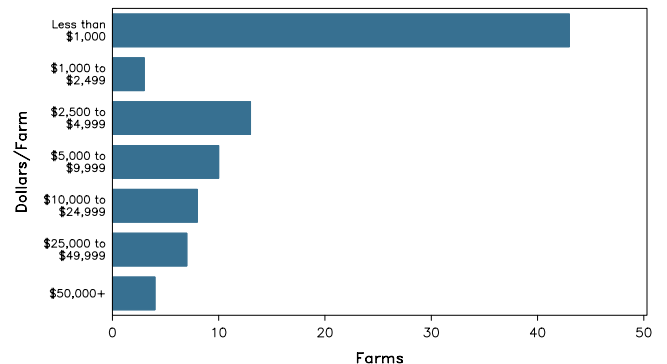
See footnotes on reverse page.

### Farms with Women Principal Operators

Farms by Size



Farms by Economic Size



# 2007 CENSUS OF AGRICULTURE

## Alamance County – North Carolina Farms with Women Principal Operators

### Selected Highlights

Item	Farms	Quantity
<b>MARKET VALUE OF AGRICULTURAL PRODUCTS SOLD (\$1,000)</b>		
Total value of agricultural products sold	88	3,357
Value of crops including nursery and greenhouse	25	502
Value of livestock, poultry, and their products	50	2,855
<b>VALUE OF SALES BY COMMODITY GROUP (\$1,000)</b>		
Grains, oilseeds, dry beans, and dry peas	3	(D)
Tobacco	3	(D)
Cotton and cottonseed	-	-
Vegetables, melons, potatoes and sweet potatoes	9	217
Fruits, tree nuts, and berries	4	(D)
Nursery, greenhouse, floriculture, and sod	3	(D)
Cut Christmas trees and short rotation woody crops	-	-
Other crops and hay	12	35
Poultry and eggs	16	2,422
Cattle and calves	25	(D)
Milk and other dairy products from cows	-	-
Hogs and pigs	2	(D)
Sheep, goats, and their products	10	14
Horses, ponies, mules, burros, and donkeys	11	120
Aquaculture	1	(D)
Other animals and other animal products	2	(D)
<b>TOP CROP ITEMS (acres)</b>		
Forage - land used for all hay and haylage, grass silage, and greenchop	26	817
Soybeans for beans	1	(D)
Wheat for grain, all	1	(D)
Vegetables harvested for sale	9	58
Pumpkins	2	(D)
<b>TOP LIVESTOCK INVENTORY ITEMS (number)</b>		
Layers	16	(D)
Pullets for laying flock replacement	1	(D)
Cattle and calves	33	683
Horses and ponies	48	277
Goats, all	14	218

### Operator Characteristics

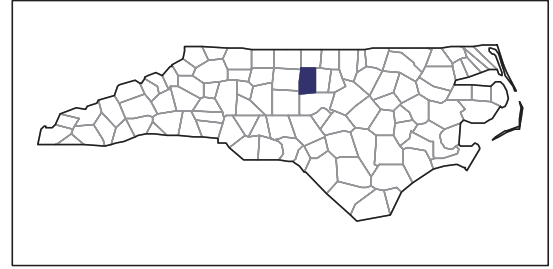
Item	Quantity
Primary occupation:	
Farming	40
Other	48
Days worked off farm:	
None	21
Any	67
Years on present farm:	
2 years or less	6
3 to 4 years	10
5 to 9 years	16
10 years or more	56
Age group:	
Under 45 years	12
45 to 64 years	61
65 years and over	15
Average age of principal operator (years)	56.1

### Economic Characteristics

Item	Quantity
Farms by value of sales:	
Less than \$1,000	43
\$1,000 to \$2,499	3
\$2,500 to \$4,999	13
\$5,000 to \$9,999	10
\$10,000 to \$49,999	15
\$50,000 to \$99,999	-
\$100,000 to \$249,999	-
\$250,000 to \$499,999	1
\$500,000 or more	3
Total farm production expenses (\$1,000)	3,435
Average per farm (\$)	39,035
Net cash farm income of operation (\$1,000)	391
Average per farm (\$)	4,441
Value of agricultural products sold directly to individuals for human consumption (\$1,000)	(D)
Total organic product sales (\$1,000)	(D)
Total income from farm-related sources, gross before taxes and expenses (\$1,000)	437

See "Census of Agriculture, Volume 1, Geographic Area Series" for complete footnotes, explanations, definitions, and methodology.  
(D) Cannot be disclosed. (Z) Less than half of the unit shown.

# 2007 CENSUS OF AGRICULTURE



## Alamance County – North Carolina

### Farms with Spanish, Hispanic, or Latino Operators Compared with All Farms

Data are not available at this geographic level for farms with Spanish, Hispanic, or Latino operators.

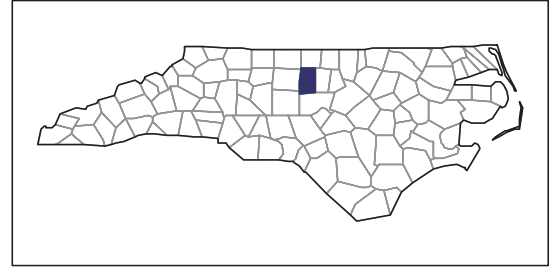


United States Department of Agriculture  
National Agricultural Statistics Service

[www.agcensus.usda.gov](http://www.agcensus.usda.gov)



# 2007 CENSUS OF AGRICULTURE



## Alamance County – North Carolina

### Farms with American Indian or Alaska Native Operators Compared with All Farms

Data are not available at this geographic level for farms with American Indian or Alaska Native operators.

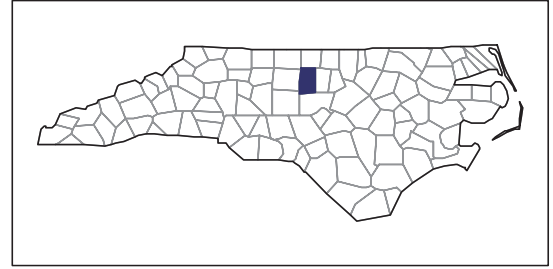


United States Department of Agriculture  
National Agricultural Statistics Service

[www.agcensus.usda.gov](http://www.agcensus.usda.gov)



# 2007 CENSUS OF AGRICULTURE



## Alamance County – North Carolina

### Farms with Asian Operators Compared with All Farms

Data are not available at this geographic level for farms with Asian operators.



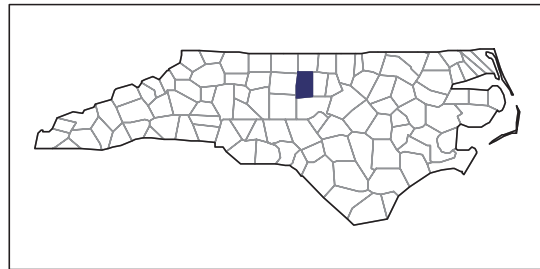
United States Department of Agriculture  
National Agricultural Statistics Service

[www.agcensus.usda.gov](http://www.agcensus.usda.gov)





# 2007 CENSUS OF AGRICULTURE



## Alamance County – North Carolina

### Farms with Black or African American Operators Compared with All Farms

Data are not available at this geographic level for farms with Black or African American operators.

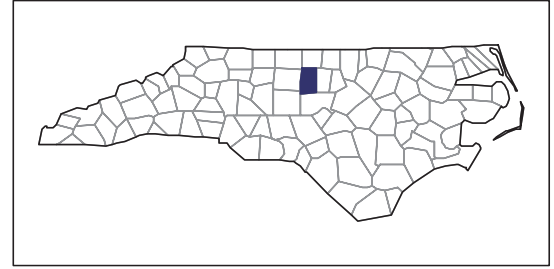


United States Department of Agriculture  
National Agricultural Statistics Service

[www.agcensus.usda.gov](http://www.agcensus.usda.gov)



# 2007 CENSUS OF AGRICULTURE



## Alamance County – North Carolina

### Farms with Native Hawaiian or Other Pacific Islander Operators Compared with All Farms

Data are not available at this geographic level for farms with Native Hawaiian or Other Pacific Islander operators.

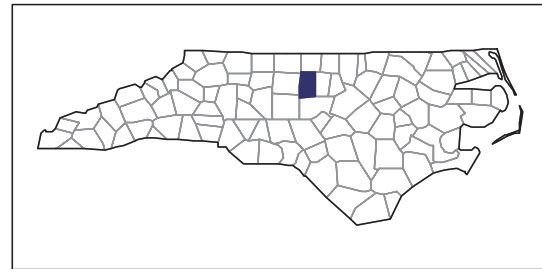


United States Department of Agriculture  
National Agricultural Statistics Service

[www.agcensus.usda.gov](http://www.agcensus.usda.gov)



# 2007 CENSUS OF AGRICULTURE



## Alamance County – North Carolina

### Farms with White Operators Compared with All Farms

Data are not available at this geographic level for farms with White operators.



United States Department of Agriculture  
National Agricultural Statistics Service

[www.agcensus.usda.gov](http://www.agcensus.usda.gov)

